

# United Kingdom Drug Situation. Annual Report to the European Monitoring Centre for Drugs and Drug Addiction (EMCDDA) 2004 Edition

## Editors

Gail Eaton\*, Michela Morleo<sup>§</sup>, Alan Lodwick\*, Mark A. Bellis<sup>§</sup>, Jim McVeigh<sup>§</sup>

\* *UK Focal Point at the Department of Health*

Skipton House, 80 London Road, Elephant and Castle, London, SE1 6LH, UK

<sup>§</sup> *UK Focal Point at the North West Public Health Observatory*

The Centre for Public Health, Liverpool John Moores University, Castle House,  
North Street, Liverpool, L3 2AY, UK

## National contributors – Scotland, Wales and Northern Ireland

Damian Buchanen	<i>Department of Health, Social Services and Public Safety, Northern Ireland</i>
Karen Eveleigh	<i>Welsh Assembly Government</i>
Kieron Moore	<i>Department of Health, Social Services and Public Safety, Northern Ireland</i>
Elaine Parry	<i>Information and Services Directorate, National Health Service, Scotland</i>
Stephen Pavis	<i>Information and Services Directorate, National Health Service, Scotland</i>
Sandra Wallace	<i>Scottish Executive</i>

## Experts on the EMCDDA key epidemiological indicators

Population Prevalence	Gail Eaton	<i>UK Focal Point</i>
Problem Prevalence	Gordon Hay	<i>Glasgow University</i>
Treatment Demand	Patsy Bailey	<i>Department of Health</i>
Drug-related Deaths	John Corkery	<i>St George's Hospital Medical School</i>
Infectious Diseases	Vivian Hope	<i>Centre for Research on Drugs and Health Behaviour, Imperial College London</i>

## The United Kingdom Focal Point on Drugs

The UK Focal Point on Drugs is based at the Department of Health and the North West Public Health Observatory at the Centre for Public Health, Liverpool John Moores University. Along with equivalent organisations in other European Union Member States, the Focal Point provides detailed information to the European Monitoring Centre for Drugs and Drug Addiction (EMCDDA) on the drug situation in England, Northern Ireland, Scotland and Wales. It works closely with the Home Office, other Government Departments and the devolved administrations. In addition to this annual report, it collates an extensive range of data in the form of standard tables and responses to structured questionnaires, which are submitted regularly to the EMCDDA. It also contributes to other elements of the EMCDDA's work such as the development of its five key epidemiological indicators, the Exchange on Drug Demand Reduction Action (EDDRA) (EDDRA Manager: Michela Morleo) and the implementation of the Joint Action on New Synthetic Drugs (Dr. Les King).

The UK Focal Point website can be found at [www.ukfocalpoint.org.uk](http://www.ukfocalpoint.org.uk) and is currently under development.

The EMCDDA website is [www.emcdda.eu.int](http://www.emcdda.eu.int).

The Head of the UK Focal Point is Alan Lodwick at the Department of Health ([alan.lodwick@dh.gsi.gov.uk](mailto:alan.lodwick@dh.gsi.gov.uk)).

## Authors and contributors for individual chapters

<b>Chapter one</b>	Stuart Harwood Trevor Crook	<i>Home Office, Drugs Strategy Directorate</i> <i>Home Office, Drugs Strategy Directorate</i>
<b>Chapter two</b>	Gail Eaton Gordon Hay	<i>UK Focal Point on Drugs</i> <i>Glasgow University</i>
<b>Chapter three</b>	Gail Eaton Paul Baker	<i>UK Focal Point on Drugs</i> <i>Home Office, Drugs Strategy Directorate</i>
<b>Chapter four</b>	Gordon Hay	<i>Glasgow University</i>
<b>Chapter five</b>	Gail Eaton	<i>UK Focal Point on Drugs</i>
<b>Chapter six</b>	John Corkery  Vivian Hope  Gail Eaton	<i>St. George's Hospital Medical School, London</i> <i>Centre for Research on Drugs and Health Behaviour, Imperial College, London</i> <i>UK Focal Point on Drugs</i>
<b>Chapter seven</b>	John Corkery  Vivian Hope  Gail Eaton	<i>St. George's Hospital Medical School, London</i> <i>Centre for Research on Drugs and Health Behaviour, Imperial College, London</i> <i>UK Focal Point on Drugs</i>
<b>Chapter eight</b>	Robin Burgess Julie Clouder Tim Norman Martin Lee Dave Marteau	<i>Home Office, Drugs Strategy Directorate</i> <i>Home Office, Drugs Strategy Directorate</i> <i>Department for Transport</i> <i>Her Majesty's Prison Service</i> <i>Her Majesty's Prison Service</i>
<b>Chapter nine</b>	Robin Burgess Julie Clouder Martin Lee Dave Marteau Katie Ashton	<i>Home Office, Drugs Strategy Directorate</i> <i>Home Office, Drugs Strategy Directorate</i> <i>Her Majesty's Prison Service</i> <i>Her Majesty's Prison Service</i> <i>Home Office, Drug and Alcohol Research Programme</i>
<b>Chapter ten</b>	Jennifer Airs  Lungowe Mwenda	<i>Home Office, Drug and Alcohol Research Programme</i> <i>Home Office, Drug and Alcohol Research Programme</i>
<b>Chapter eleven</b>	Gail Eaton	<i>UK Focal Point on Drugs</i>
<b>Chapter twelve</b>	Tracy Beswick  Jane Seddon	<i>Home Office, Drugs Strategy Directorate, Drugs Intervention Programme</i> <i>Her Majesty's Prison Service</i>
<b>Chapter thirteen</b>	Robin Burgess	<i>Home Office, Drugs Strategy Directorate</i>

Special thanks are extended to the following in the preparation of this report: Caryl Beynon, Penny Cook and Sara Hughes, Centre for Public Health, Liverpool John Moores University; Ali Judd, Centre for Research on Drugs and Health Behaviour, Imperial College, London; Mark Prunty and Tara Sahadeo, Department of Health; Scott Parrott, Forensic Science Service; Natalia Chivite-Matthews, Daniel Coles, Gabriel Denvir, Ziggy Macdonald, James Marmion, Home Office; Martin Ramsell, National Criminal Intelligence Service; Mike Donmall and Andrew Jones, National Drugs Evidence Centre, Manchester.

## The structure of the report

The structure and format of this report are determined by the European Monitoring Centre for Drugs and Drug Addiction (EMCDDA) and are, therefore, consistent with reports from other European Union Member States.

The report describes the situation in 2003, and includes discussion of the significant events of 2004. It was submitted to the EMCDDA in October 2004. It, and reports from the other Member States, will be used in the compilation of the EMCDDA's annual report to be published in 2005.

Each chapter begins with an overview of the situation. The main body is concerned with new developments and trends seen since the beginning of the reporting year (2003).

Other information provided to the EMCDDA includes a number of standard statistical tables and structured questionnaires. Once the website has been fully developed, these will be available at [www.ukfocalpont.org.uk](http://www.ukfocalpont.org.uk).

# Contents

SUMMARY .....	7
<b>PART A: NEW DEVELOPMENTS AND TRENDS.....</b>	<b>15</b>
1. National policies and context .....	17
1.1 Overview.....	17
1.2 Legal framework.....	18
1.3 Institutional framework, strategies and policies .....	20
1.4 Budget and public expenditure.....	21
1.5 Social and cultural context.....	22
2. Drug use in the population .....	24
2.1 Overview.....	24
2.2 Drug use in the general population .....	25
2.3 Drug use in the school and youth population.....	26
2.4 Drug use among specific groups .....	28
2.5 Attitudes to drugs and drug users .....	29
3. Prevention.....	30
3.1 Overview.....	30
3.2 Universal prevention.....	30
3.3 Selective/indicated prevention .....	33
4. Problem drug use .....	35
4.1 Overview.....	35
4.2 Prevalence and incidence estimates .....	36
4.3 Profile of clients in treatment .....	37
4.4 Main characteristics and patterns of use from non-treatment sources .....	38
5. Drug-related treatment .....	39
5.1 Overview.....	39
5.2 Treatment systems.....	40
5.3 Drug free treatment .....	41
5.4 Medically assisted treatment .....	42
6. Health correlates and consequences .....	43
6.1 Overview.....	43
6.2 Drug-related deaths and mortality of drug users .....	45
6.3 Drug-related infectious diseases .....	50
6.4 Psychiatric comorbidity (dual diagnosis) .....	52
6.5 Other drug-related health correlates and consequences.....	52
7. Responses to health correlates and consequences.....	53
7.1 Overview.....	53
7.2 Prevention of drug-related deaths .....	54
7.3 Prevention and treatment of drug-related infectious diseases.....	55
7.4 Interventions related to psychiatric comorbidity .....	57
7.5 Interventions related to other health correlates and consequences .....	57

8. Social correlates and consequences .....	58
8.1 Overview .....	58
8.2 Social exclusion .....	58
8.3 Drug-related crime .....	59
8.4 Drug use in prison .....	60
8.5 Social costs .....	61
9. Responses to social correlates and consequences .....	62
9.1 Overview .....	62
9.2 Social re-integration .....	63
9.3 Prevention of drug-related crime .....	64
10. Drug markets .....	67
10.1 Overview .....	67
10.2 Availability and supply .....	68
10.3 Seizures .....	68
10.4 Price/purity .....	69
<b>PART B: SELECTED ISSUES .....</b>	<b>71</b>
11. Buprenorphine, treatment, misuse and prescription practices .....	73
11.1. Introduction .....	73
11.2 Treatment with buprenorphine .....	73
11.3 Misuse of buprenorphine .....	76
12. Alternatives to prison targeting for drug-using offenders .....	77
12.1 Political, organisational and structural information .....	77
12.2 Intervention .....	77
12.3 Quality assurance .....	80
13. Public nuisance: definitions, trends in policies, legal issues and intervention strategies .....	83
13.1 Definition .....	83
13.2 Tackling 'Public Nuisance' .....	84
13.3 Genesis .....	84
13.4 Measures taken .....	84
13.5 Results/evaluation .....	85
Bibliography .....	87
<b>ANNEXES .....</b>	<b>99</b>
List of tables used in the text .....	99
List of figures used in the text .....	99
List of websites used in the text .....	100
List of abbreviations used in the text .....	101

# SUMMARY

## Main Findings

### 1. National policies and context

The United Kingdom (UK) Drug Strategy was updated in December 2002. There is a particular focus on Class A drugs and there is a renewed emphasis on reducing drug-related harm and helping drug users access treatment, including through the criminal justice system.

The year 2003 saw changes in legislation, as well as new legislation including:

- cannabinol and its derivatives (previously Class A), and cannabis (previously Class B) have been reclassified as Class C drugs;
- GHB has been classified as a Class C drug;
- legislation allows the provision of injecting paraphernalia (other than needles and syringes) by health service providers to reduce the sharing of such equipment, and therefore, the transmission of infection;
- the *Anti-Social Behaviour Act 2003* introduces provisions to assist in closing crack houses; and
- the *Proceeds of Crime Act 2002* and the *Money Laundering Regulations 2003* implement the *Second EU Money Laundering Directive*. The Assets Recovery Agency also became operational.

Direct expenditure for tackling drugs in the 2003/04 financial year was £1,244 million (€1766<sup>1</sup> million); this was made up of:

- protecting young people £149 million (€211.5 million);
- safeguarding communities £212 million (€301 million);
- drug treatment £503 million (€714.2 million); and
- reducing supply £380 million (€539.6 million).

### 2. Drug use in the population

Prevalence in the general population of use of any illegal drug remains stable with lifetime prevalence being over a third, and between seven and 12 per cent of adults having used drugs in the last year.

Young adults under 30 continue to be significantly more likely to use illicit drugs; lifetime prevalence is around 50 per cent. However, throughout most of the UK, the gradual decline in prevalence amongst 16 to 24 year olds continues.

Prevalence amongst school children (11 to 16 year olds) is stabilising with last year prevalence of any illicit drug at around 25 per cent.

However, prevalence continues to be particularly high amongst vulnerable young people.

Males are over twice as likely to use drugs; although this gender difference is less marked amongst those in their teens. Drug use is greatest amongst the white population, irrespective of age.

---

<sup>1</sup> All conversions used in this report will use the exchange rate of £1 equals €1.42 as of May 2003 unless otherwise stated.

Cannabis continues to be the most commonly used drug across the general and school-aged population. Prevalence of all other drugs remains low, although there has been an increase in the use of crack, cocaine and ecstasy.

Although some sources suggest a rise in the use of magic mushrooms and an interest in licit 'herbal highs', such as types of salvia; this is yet to be confirmed.

### *3. Prevention*

Drug education is a key component of UK Drug Strategy; guidance for schools has been, or is being, developed throughout the UK.

Vulnerable young people are targeted through a number of specialist interventions.

A National Collaborating Centre for Drug Prevention has been established.

National public information campaigns, as part of the action to reduce the use of Class A drugs, have been launched throughout the UK.

### *4. Problem drug use*

Latest UK estimates of problem drug use are 9.35 per thousand of the population aged 15 to 64 years (360,811) and for injecting drug use, 3.2 per thousand (123,498). Males continue to represent over 70 per cent of new presentations to treatment. Opiates continue to be the most commonly used drug by those seeking treatment (80%). There is some evidence of an increase in the number of individuals presenting for treatment whose main drug of use is crack or cocaine, but it remains low (4% to 6%).

### *5. Treatment*

Treatment provision has increased substantially, and standards and national guidance have been introduced. Most treatment continues to be through specialist drug services (outpatients) with increasing GP involvement. Medically assisted methadone maintenance is the preferred treatment, with still low, but increasing, use of buprenorphine (see 11). Services for crack users are being piloted. Referral into treatment through the criminal justice system is a key component of UK Drug Strategy (see 12).

### *6. Health correlates and consequences*

The number of drug-related deaths continues to fall from its peak in 2000, as does average age of death. Opiates continue to account for a large majority of deaths. While still rare, cocaine deaths have been rising since 2000. Deaths involving ecstasy and volatile substances are relatively unchanged in recent years. The decline in the number of deaths due to HIV contracted through injecting drug use has levelled off.

Prevalence of HIV amongst injecting drug users remains at less than or around one per cent. Incidence of hepatitis C (HCV) continues to increase; current prevalence is approximately 40 per cent. Prevalence of hepatitis B (HBV) has levelled off at 20 per cent. Outbreaks of hepatitis A and other infections are increasing.

Information from Scotland suggests pregnancies involving women who use drugs have risen.



## *7. Responses to health correlates and consequences*

### *Prevention of drug-related deaths*

UK Strategy is to reduce drug-related deaths by 20 per cent from 1999 to 2004, to be achieved through information campaigns, treatment initiatives, and better surveillance, monitoring and research.

Prison services are developing interventions to reduce the risk of fatal overdose upon release from custody.

To reduce deaths from volatile substances there are a number of awareness campaigns aimed at parents and at retailers. The Department of Health is drafting an action plan on volatile substance abuse.

### *Prevention and treatment of drug-related infectious diseases*

The Hepatitis C Action Plan for England was launched in June 2004 prioritising the prevention of infection and disease progression. An action plan for Scotland is due in autumn 2004. A range of services to promote the uptake of HCV testing has been funded. Legislation allowing for the provision of injecting paraphernalia aims to reduce the spread of infections by reducing sharing.

### *Interventions related to psychiatric comorbidity*

The Scottish Executive plans to improve education and awareness, and is looking towards more effective planning, delivery of care and treatment services.

### *Interventions related to other health correlates and consequences*

The Scottish Executive is implementing recommendations to make services more flexible, accessible and appropriate in meeting the needs of pregnant drug users and the children of drug users.

The Home Office has developed a toolkit on drugs and driving; information campaigns are to begin in England, Wales and Scotland, including a website aimed at young people.

## *8. Social correlates and consequences*

There was a 10 per cent rise in drug offences. However, numbers found guilty of unlawful supply of heroin are stable and the number convicted for unlawful supply fell by less than one per cent in 2003.

Newly published research evidence suggests that there is a strong association between drug use and offending, 69 per cent of arrestees tested positive for drugs.

A programme has been established to improve measures of drug-related crime. A new continuous arrest survey began in 2003.

It is suggested that over half those entering custody in England and Wales and two thirds in Scotland are problem drug users.

## *9. Responses to social correlates and consequences*

The Supporting People Programme was introduced in 2003, funding supported accommodation for marginalised groups (not only drug users). Progress2work, supporting drug users into employment, will be initiated in all areas during 2004.

Healthcare services in all non-private prisons in England will become part of the National Health Service by 2006. Clinical services (detoxification and maintenance-prescribing programmes) remain available in all local and remand prisons. Programmes for drug users continue to expand and include intensive drug rehabilitation programmes, therapeutic communities, withdrawal management units, and low-intensity short duration programmes.

The Drugs Intervention Programme (DIP)<sup>2</sup> was launched in 2003 with the aim of more effectively channelling problem drug users, particularly persistent offenders, from the criminal justice system into treatment.

All Youth Offending Teams, from April 2004, must ensure young offenders are screened for substance use.

The *Railways and Transport Safety Act 2003* gives police the power to undertake preliminary tests of impairment and screening for drugs at the roadside.

### 10. Drug markets

Overall, seizures have continued to rise since 2000, especially for cannabis and crack. Seizures of amphetamines have stabilised.

The prices of all substances have continued to fall. The purity of brown heroin and amphetamines fell, cocaine purity has risen and that of crack has stayed the same in comparison to 2002.

### Selected issues

#### 11. Buprenorphine, treatment, misuse and prescription practices

Buprenorphine, under the brand name Subutex, was licensed for use for the management of drug dependence in the UK in 1999, although restricted to Schedule three. No other product containing buprenorphine is licensed for the management of opiate dependence.

Clinical guidelines provide an outline of indications, contraindications and precautions, dosage regimens, maintenance treatment and prescribing, detoxification and shared care.

Since 2001, there has been a considerable increase in the use of buprenorphine, indicated by in the number of prescribed items: from 5,000 in 1999 to 310,000 in 2003.

Research and reviews suggest buprenorphine and methadone are of similar efficacy in retaining clients in treatment and reducing heroin use.

In the late 1980s and early 1990s, a wave of buprenorphine misuse (Temgesic), in the form of injecting, was reported in several parts of the UK. Reporting of abuse of buprenorphine is not routinely undertaken.

#### 12. Alternatives to prison targeting to drug-using offenders

In the UK, drug treatment cannot be strictly defined as an alternative to custody; if a custodial sentence is required, offenders will enter custody. However a key component of national drug policy is to increase the number of drug-using offenders in treatment.

---

<sup>2</sup> The Drugs Intervention Programme was originally launched as the Criminal Justice Interventions Programme but was re-named in October 2004.

There are a number of interventions aimed at this population. For those in police custody, these include help with referral into treatment for arrestees (Arrest Referral), drug testing on charge, and Conditional Cautioning. Arrest Referral and testing on charge is being piloted for those under the age of 18 years. A restriction on bail pilot was also introduced in 2004 giving new powers to courts to order drug treatment and assessment as conditions of bail.

There are presently a number of community sentencing options many of which include a commitment to undergo treatment.

The Drugs Intervention Programme seeks to develop and integrate measures for directing adult drug-using offenders out of crime and into treatment, taking advantage of all opportunities within the criminal justice system (police custody, the courts, probation and prison).

### 13. Public nuisance definitions, trends in policies, legal issues and intervention strategies

Surveys on crime and policing in the UK show that the public place a high priority on tackling incidents described as anti-social behaviour, minor disorder or 'quality of life issues'. These include using and selling drugs.

The Drugs Strategy Directorate works with the Anti-Social Behaviour Unit to tackle drug-related anti-social behaviour and public nuisance. Measures target street drug taking, using drugs in public, discarded needles, public intoxication as well as begging, rough sleeping and sex work. They also target street drug dealing and the problems associated with property used for the sale of drugs such as crack (crack houses).

The Home Office has published a number of guidance manuals for local partnerships who are charged with managing such issues.

A new Police Plan defines the way that police forces should take account of drug-related nuisance.

The *Anti-Social Behaviour Act 2003* is designed to tackle the serious nuisance associated with properties used for the sale and use of crack and other drugs.

#### Most relevant developments and trends:

- The reclassification of cannabis.
- The implementation of the *Proceeds of Crime Act 2003* and the accompanying Assets Recovery Agency, to prevent money laundering.
- The *Anti-Social Behaviour Act 2003* introduced provision to assist in tackling the public nuisance issue of property used for the sale of drugs such as crack (crack houses).
- Prevention remains high on the agenda with new guidance for schools, continued emphasis on prevention activities outside school for vulnerable young people, and the establishment of the National Collaborating Centre for Drug Prevention.
- Prevalence in the general adult population of use of any illegal drug remains stable, and there are indications of a decrease in prevalence amongst those aged 16 to 24 years. Prevalence amongst 11 to 16 year olds of use of any illegal drug, which doubled over the last decade, is stabilising.
- Nevertheless, there are indications of a continued increase in cocaine use, accompanied by a rise in the mention of cocaine in deaths and a rise in cocaine

drug offences. Continued increase in the use of crack has also been accompanied by a rise in possession offences. There are also increasing indications of an increase in the use of magic mushrooms.

- There are indications that the incidence of hepatitis C continues to increase.
- Treatment provision has increased substantially, with the Drugs Intervention Programme designed to increase the number of offenders in treatment and other services.
- The use of buprenorphine is steadily increasing for the treatment of drug use.

### Overall analyses and interpretation of development and trends

While drug use, on the whole, is stabilising there are indications of a rise in Class A drug use: cocaine, crack, ecstasy and, possibly, magic mushrooms. It is however of note that this increase is based on information about prevalence obtained prior to the Updated Drug Strategy with its emphasis on reducing Class A drug use. Evidence of the effectiveness of this will not be available for some time.

The reclassification of cannabis, undertaken as part of the emphasis placed on Class A drugs, is an important development in the UK. Its impacts, however, are yet to be evaluated.

With prevalence estimates of problem drug use being rarely undertaken, it is difficult to accurately gauge any changes.

### Consistency between indicators

Seizures of drugs, on the whole, had begun to decrease since the late 1990s, but are now rising, including those for cannabis, the most seized drug (and most used drug), crack and benzodiazepines. The continued increase in cocaine use, within the general population and amongst problem users, has been accompanied by a rise in mentions of cocaine in deaths and a rise in drug offences for cocaine, although seizures of cocaine have fallen overall since 2000. Indications of increases in crack use have been accompanied by an increasing public nuisance problem of property used for the sale of crack (and other Class A drugs); it is of note that there has been an increase in crack seizures and of offences for possession with intent to supply crack.

The decrease in seizures of LSD, and the stabilisation in seizures of amphetamines are reflected in the decrease of their use in the general population. Reduced seizures of ecstasy may reflect its stabilisation in terms of use.

Map of the United Kingdom, its constituent countries and selected cities





# PART A

New developments and trends

---





# PART A: NEW DEVELOPMENTS AND TRENDS

## 1. National policies and context

### 1.1 Overview

The *Misuse of Drugs Act 1971* is the foremost piece of drug legislation in the UK, dividing controlled drugs into three classifications (A, B and C) depending on their potential for harm. These classifications correspond to a graded scale of penalties for possession and supply, with Class A drugs carrying the highest penalties. Use of controlled drugs *per se* is not an offence in the UK; however, since 1995, it has been contrary to prison rules (HM Prison Service 1995; HM Prison Service 2004a).

The UK population is 58.8 million, spread across the four administrations (2001 census). Eighty-four per cent (49 million) live in England, 8.6 per cent (5 million) in Scotland, 4.9 per cent (2.9 million) in Wales and three per cent (1.7 million) in Northern Ireland<sup>3</sup>. Since 1999, a number of institutions have been devolved to the administrations of Northern Ireland, Scotland and Wales; each has its own parliament or assembly, which have responsibilities for health, education and some criminal justice functions.

There is, however, a UK Drug Strategy, *Tackling drugs together to build a better Britain*, launched in 1998 (UKADCU 1998) and updated in 2002 (Drugs Strategy Directorate 2002a). The Strategy seeks to balance the needs of individual users with those of the wider community. There are four principal aims: prevention of drug use amongst young people, safeguarding communities, the provision of treatment and reducing availability. These are to be achieved through education, prevention programmes, expanded treatment and legal sanctions. The devolved authorities in Northern Ireland, Scotland and Wales have developed their own strategies that reflect the aims of the UK Strategy, but include specific objectives and priorities tailored to their individual circumstances. *Tackling drugs in Scotland: action in partnership* (Scottish Office 1999) and the *Drug strategy for Northern Ireland* (Northern Ireland Office 1999) were launched in 1999 (since 2000 the Department of Health, Social Services and Public Safety (DHSSPSNI) has taken lead responsibility), and *Tackling substance misuse in Wales: a partnership approach* (National Assembly for Wales 2000) was launched in 2000, the latter also including alcohol and solvent misuse.

Delivering the Strategy is a cross-government initiative. Since 2001, the Home Secretary has taken lead responsibility as Chair of the Cabinet Ministerial Sub-Committee on Drugs Policy; this committee includes ministers from the Department of Health, the Department for Education and Skills, the Office of the Deputy Prime Minister, the Cabinet Office, the Treasury and the Foreign and Commonwealth Office. The Drug Strategy Delivery Group supports this structure at civil service senior official level. Membership reflects that of the Cabinet Sub-Committee, with additional members drawn from the devolved administrations, the English regions and departments and agencies responsible for delivery. In addition, there are cross-departmental groups focusing on individual strategy aims; for example, the Concerted Inter-departmental Action Group (chaired by HM Customs and Excise) reviews supply reduction. These delivery groups include representatives from a wide range of agencies and stakeholders.

---

<sup>3</sup> For more information on the results from England and Wales census, please see [www.statistics.gov.uk/census2001/profiles/uk.asp](http://www.statistics.gov.uk/census2001/profiles/uk.asp). For Northern Ireland, please see [www.nicensus2001.gov.uk](http://www.nicensus2001.gov.uk) and for Scotland, please refer to [www.scrol.gov.uk](http://www.scrol.gov.uk).

The Drugs Strategy Directorate of the Home Office is responsible for co-ordinating the Drug Strategy and ensuring its delivery. In England, delivery is through nine regional Government Offices, who support and monitor the work of the 149 local drug partnerships. Drug (and Alcohol) Action Teams (D(A)ATs) bring together local agencies involved in tackling the use of drugs, including health and local authorities, police, probation, social services, education, youth and voluntary services. Crime and Disorder Reduction Partnerships in England and Community Safety Partnerships in Wales work with the police and communities to tackle local drug problems and associated crime. It is of note that in Wales, in 2003, D(A)ATs<sup>4</sup> were disbanded and in each of the four police authority areas, Regional Advisory Teams were put in place; the 22 Community Safety Partnerships were asked to establish Local Substance Misuse Action Teams to undertake executive actions on behalf of their respective partnerships. In Northern Ireland, a Regional Drug and Alcohol Strategy Co-ordinator is responsible for driving forward delivery across eight government departments, agencies and the voluntary and community sector. Four Drug and Alcohol Co-ordination Teams bring together local agencies involved in tackling the use of drugs, including services similar to those involved in England.

Representation of the Drug Strategy and its delivery has been generally positive in the media (IMPACON 2003), although there is widespread public concern about drug-related crime and its effects on communities (Fraser 2002; Simmons and Dodd 2003). As such, drugs still retain a high profile and remain a controversial topic.

## 1.2 Legal framework

### 1.2.1 Reclassification of cannabis

The *Misuse of Drugs Act 1971 (Modification) (No. 2) Order 2003*<sup>5</sup> reclassified cannabinol and cannabinol derivatives (previously Class A drugs), and cannabis and cannabis resin (previously Class B) as Class C drugs; effective from January 2004. This followed an assessment of their relative harmfulness (ACMD 2002), and should enable a more effective message to be conveyed about the graded scale of danger of different types of drugs, according to their classification. In addition, it reinforces Government's priority to tackle those drugs that cause the most harm: Class A drugs.

With reclassification, the maximum sentence for possession has been reduced from five to two years imprisonment. However, penalties for drug-related offences have been increased; the maximum penalty for trafficking Class C drugs has been increased from five to 14 years imprisonment. Under the *Cannabis Enforcement Guidance* issued by the Association of Chief Police Officers (ACPO) to police forces in September 2003, there is a presumption against arrest for those aged 18 or over found in possession of cannabis<sup>6</sup> (ACPO 2003). Guidance is directed at ensuring that individual offenders are dealt with appropriately, with advice specifically addressing:

- those repeatedly dealt with for possession of cannabis (repeat offenders);
- those whose cannabis use causes or threatens to cause public disorder; and
- those in possession of cannabis in or near premises where young people are present and vulnerable (e.g. schools, youth clubs and play areas).

<sup>4</sup> In Wales local action teams have been concerned with alcohol since devolution.

<sup>5</sup> The *Misuse of Drugs Act 1971 (Modification) (No. 2) Order 2003* can be found at <http://www.legislation.hmso.gov.uk/acts.htm>.

<sup>6</sup> Cannabis Enforcement Guidance can be found on <http://www.drugs.gov.uk/NationalStrategy/CannabisReclassification/ACPO/cannabisenforcementguidance-formal-5sep03.doc>.

It is expected that for most possession offences, a police warning and confiscation of the drug will be sufficient. The subsequent time saved is intended to allow the police to focus greater resources on priority areas such as tackling Class A drug supply offences.

However, young people under 18 years in England and Wales arrested for cannabis offences will continue to be dealt with under the provisions of the *Crime and Disorder Act 1998*. Police enforcement will be consistent with the more structured framework for early juvenile offending established under this Act: a young offender can receive a reprimand, final warning or charge depending on the seriousness of the offence. Following one reprimand, any offence will lead to a final warning or charge, and any further offence will result in a charge. After a final warning, the young offender will be referred to the Youth Offending Team (YOT) where their substance use will be assessed, and arrangements will be made for treatment or other support as required.

This reclassification has been dealt with in various ways by the different administrations. In Northern Ireland, there are similar arrangements to those in England and Wales, whereas in Scotland, ACPO guidance does not apply. Here, there are existing conditional powers of arrest as prescribed by the *Misuse of Drugs Act 1971* and the *Criminal Procedure (Scotland) Act 1995*. These state that arrest for cannabis possession is not automatic and depends on the individual circumstances. It is the responsibility of the Lord Advocate<sup>7</sup> to issue guidance to Scottish police forces, and the Procurators Fiscal<sup>8</sup> (rather than the police) to decide whether to institute criminal proceedings. At present, police forces are not instructed to issue cautions to those in possession of cannabis, and all cases are reported to Procurators Fiscal.

The continuing illegal status and harmfulness of cannabis is being publicised through the FRANK campaign<sup>9</sup>, and in Scotland, through the “Know the Score” Drugs Communications Strategy campaigns<sup>10</sup>. In Northern Ireland, the Health Promotion Agency is running similar campaigns<sup>11</sup> (see Chapter 3).

### 1.2.2 Classification of GHB

Following a decision by the United Nations to add GHB (gamma hydroxybutyrate) to Schedule IV of the 1971 Convention on Psychotropic Drugs, from July 2003 GHB became a Class C controlled drug under the *Misuse of Drugs Act 1971*.

### 1.2.3 Supply of drug injecting paraphernalia

An amendment to the *Misuse of Drugs Act 1971* came into force in August 2003 to allow doctors, pharmacists and drug workers to legally supply swabs, sterile water, certain mixing utensils (e.g. spoons, bowls, cups and dishes) and citric acid to drug users who obtained controlled drugs without a prescription (see UK Focal Point Report 2003).

### 1.2.4 Anti-Social Behaviour Act 2003

The *Anti-Social Behaviour Act 2003* introduced provisions to assist in closing crack-houses (see Chapter 13).

---

<sup>7</sup> The Lord Advocate is the chief law officer of the crown who has ultimate responsibility for criminal prosecutions in Scotland. The Lord Advocate does not usually act in inferior courts, where prosecution is carried out by Procurators Fiscal acting under their instructions.

<sup>8</sup> The Procurator Fiscal is an officer of the Scottish court who enquires into suspicious deaths and carries out the preliminary questioning of witnesses to crime.

<sup>9</sup> For more information, please see <http://www.talktofrank.com>.

<sup>10</sup> Please see <http://www.knowthescore.info> for more information.

<sup>11</sup> For further information, see <http://www.healthpromotionagency.org.uk>.

### 1.2.5 Money laundering

The *Proceeds of Crime Act 2002* and the *Money Laundering Regulations 2003* implemented the *Second EU Money Laundering Directive*<sup>12</sup>. Laundering now relates to the proceeds of any crime, as does the obligation on the regulated sector to report it. The latter was extended from March 2004 to encompass not just financial institutions, but also the “gatekeepers to the financial system” such as lawyers, accountants, casinos, estate agents and certain dealers in High Value Goods. This reporting obligation extends not just to actual suspicion or knowledge of money laundering, but also to when there are reasonable grounds to know or suspect money laundering<sup>13</sup>. Legislative change has been complemented by a review of the reporting system, and substantial reforms have been made to improve the quality and speed of the dissemination of the intelligence provided to law enforcement agencies by the National Criminal Intelligence Service (NCIS). The Assets Recovery Agency also became operational in February 2003<sup>14</sup>.

## 1.3 Institutional framework, strategies and policies

### 1.3.1 Co-ordination arrangements

Each administration has, or is developing, its own performance management arrangements. These will rationalise the bureaucratic burdens on local partnerships. This reflects the central government principle of local responsibility for delivery, set in a framework of national standards and supported by a strategic approach to performance indicators. In England the nine Government Offices will be the key mechanism for negotiating local priorities, targets and milestones with local partnerships, and for monitoring progress against these.

### 1.3.2 National plan and/or strategies

There is no new information available for 2003. Please refer to Chapter 1.1 of this report and UK Focal Point (2003) Chapter 1.1.

### 1.3.3 Implementation of policies and strategies

There are a number of new initiatives and programmes to facilitate the implementation of UK Drug Strategy, such as the Drugs Intervention Programme<sup>15</sup> (DIP - see Chapter 12). There have been a variety of guidelines and toolkits developed in 2003, for example, helping to increase the number of those who are hard to reach accessing treatment services. Local partnerships and agencies are charged with local implementation, and to complement this, funding arrangements were rationalised in many areas during 2003/04.

### 1.3.4 Impact of policies and strategies

The impact of the Drug Strategy is measured predominantly by performance against Public Service Agreements (PSAs)<sup>16</sup>. Current performance is shown in Table 1.

---

<sup>12</sup> For more information, please see [http://europa.eu.int/comm/justice\\_home/fsj/crime/lauding/wai/fsj\\_crime\\_lauding\\_en.htm](http://europa.eu.int/comm/justice_home/fsj/crime/lauding/wai/fsj_crime_lauding_en.htm).

<sup>13</sup> See <http://www.renewal.net/Documents/RNET/Policy%20Guidance/Reportpateight.pdf>.

<sup>14</sup> For more information, please see <http://www.assetsrecovery.gov.uk>.

<sup>15</sup> The Drugs Intervention Programme was originally launched as the Criminal Justice Interventions Programme but was re-named in October 2004.

<sup>16</sup> These can be found on <http://www.hm-treasury.gov.uk>.

Table 1: The current status of the Public Service Agreements

Public Service Agreement	Government Department Responsible	Performance
To reduce the use of illicit drugs among all young people under the age of 25 years.	Home Office	The use of Class A drugs among young people under 25 has been broadly stable since 1996, with downward trends in some drugs such as ecstasy.
To reduce drug-related crime.	Home Office	An interim proxy measure shows a two per cent reduction in drug-related acquisitive crime convictions for the year ending June 2003, from the previous year.
To reduce the availability of illegal drugs.	HM Customs and Excise	In the first nine months of 2003, 1.67 tonnes of heroin and 16.8 tonnes of cocaine were taken out of the supply chain and 121 significant trafficking groups were disrupted. Also, £19.7 million (€28 million) <sup>17</sup> of drug-related criminal assets were confiscated.
To increase the number of problem drug users in drug treatment programmes.	Department of Health	During 2002/03, there were of 140,900 drug users in treatment, a 41 per cent increase since 1998. Fifty seven per cent successfully completed or sustained treatment.

## 1.4 Budget and public expenditure

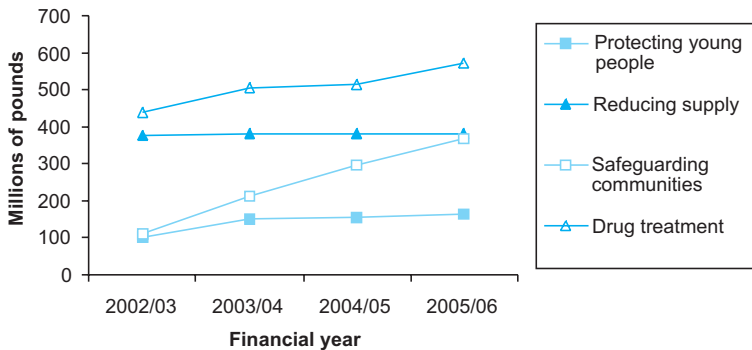
### 1.4.1 In law enforcement, social and health care, research, international actions, co-ordination, national strategies

Direct expenditure for tackling drugs in 2003/04<sup>18</sup> was £1,244 million (€1,766 million), a rise of £18 million (€25 million) from 2002/03 (Drugs Strategy Directorate 2002a). The budget was then divided up to target specific areas in the Strategy (see Figure 1).

<sup>17</sup> All conversions used in this report will use the exchange rate of £1 equals €1.42 as of May 2003 unless otherwise stated.

<sup>18</sup> This refers to the financial year from 1<sup>st</sup> April 2003 to 31<sup>st</sup> March 2004.

Figure 1: Direct expenditure for tackling drugs in the United Kingdom



Source: Drugs Strategy Directorate 2002a.

### 1.4.2 Funding arrangements

The various funding streams from central Government departments to local partnerships have also been rationalised into the pooled drug use treatment budget (2001), the young people’s substance misuse pooled budget (2004) and the Building Safer Communities Fund (2004).

## 1.5 Social and cultural context

### 1.5.1 Public opinion of drug issues

The associated campaigns following the reclassification of cannabis provided the ideal opportunity to highlight its continuing illegal status and to inform the public of its related harms. The effectiveness of such a campaign was evaluated by assessing the attitudes of 14 to 17 year olds before the reclassification, then again after the reclassification and the campaign (see Table 2). The findings will inform longer-term educational campaigns.

Table 2: Attitudes of 14 to 17 year olds regarding cannabis

Attitudes	Pre-reclassification	Post-reclassification and the campaign
Believe cannabis to be illegal	88%	93%
Believe smoking cannabis could be harmful	74%	81%
Aware of a change in the law	38%	61%
Believe that under the new law you will always/are likely to be arrested if found in possession of cannabis	24% of those aware of a change in the law	41% of those aware of a change in the law
Believe they would definitely or probably take cannabis if offered	17%	12%

Source: LVQ Research 2004.

### 1.5.2 Debates and initiatives in parliament and civil society

Debate concerning the legalisation of drugs continues, but this has been low key despite a senior member of the North Wales police force stating that this could be a valid way forward (Bunyan 2004).

### 1.5.3 Media representations

Media analysis reports suggest representation of the Government's Drug Strategy has been generally positive, particularly in respect to the expansion of DIP (see Chapter 12). There has been widespread coverage of the reclassification of cannabis and the results of the latest British Crime Survey (IMPACON 2003).

## 2. Drug use in the population

### 2.1 Overview

- In the UK, the primary sources of information about prevalence of drug use amongst the adult population are from representative household surveys.
- In England and Wales, the *British Crime Survey* (BCS) questions respondents, aged 16 to 59, about a number of crime-related topics including their experience of illicit drugs<sup>19</sup>. Since 2002 it has become a continuous survey reporting quarterly.
- The *Scottish Crime Survey* (SCS) is undertaken less frequently, the latest survey being in 2003 (although this has not yet been published, so the latest available data are from 2000). The questions are comparable to those asked through the BCS.
- In Northern Ireland, a *Drug Prevalence Survey*, using the EMCDDA model questionnaire and recommended methodology, was conducted for the first time in 2002/03 in association with the Republic of Ireland. This survey will be repeated in 2005/06 subject to funding.

Amongst the school age population, surveys of drug use prevalence are:

- in England, a survey of the prevalence of smoking, drinking and drug use amongst young people (11 to 15 year old school children), undertaken annually since 1998;
- the *Young Person's Behaviour and Attitudes Survey*, which was undertaken in Northern Ireland in 2000 for the first time, repeated in 2003 and will run every three years thereafter;
- in Scotland, the *Scottish Schools Adolescent Lifestyle and Substance Use Survey* (SALSUS)<sup>20</sup>; and
- the *Health Behaviour in School Age Children Survey* (HBSC), which provides Welsh data; this is undertaken every four years with a two-year interim survey. The most recent survey, the sixth in the series, was conducted in 2001/02<sup>21</sup>.

In addition, the *European School Survey Project on Alcohol and Other Drugs* (ESPAD) surveys children aged 15 and 16 in a representative sample of private and state secondary schools every four years. The survey was undertaken in 2003 but results were not available for the UK at the time of publication.

While such surveys offer estimates of prevalence of illicit drug use in the general population, they do not provide useful estimates of problem drug use; these are provided in Chapter 4.

Prevalence of use of any drug has remained stable over the last few years (based on last year prevalence), although use of Class A drugs is increasing (Fraser 2002; Condon and Smith 2003; NACD and DAIRU 2003). Amongst adults, drug use is highest in England and Wales where around a third have ever used. In Northern Ireland, prevalence of drugs remained exceptionally low (House of Commons Northern Ireland Affairs Committee 2003), with no definable drug culture until the 1990s. However, by 2003, one fifth (20%) of the adult population reported lifetime use (NACD and DAIRU 2003). Young adults under 30 are significantly more likely to use illegal drugs; in most

---

<sup>19</sup> The BCS and SCS do not provide information on all the drugs asked for by the EMCDDA (that is alcohol, tobacco, barbiturates and benzodiazepines).

<sup>20</sup> In Scotland, a similar survey to England was run until 2002 when SALSUS was introduced.

<sup>21</sup> England, Scotland and Northern Ireland have taken part in this survey until recently.



of the UK lifetime prevalence for this age group is around 50 per cent (although it is 31% in Northern Ireland for those aged 15 to 34 years). Throughout most of the UK, there appears to have been a significant and gradual decline in the use of any drug amongst 16 to 24 year olds in the last five years (although use of Class A drugs in this age group has remained stable since the late 1990s). Of note is that the age band with the highest prevalence is widening as young people continue to use into their thirties.

Increase over time is most pronounced amongst school children. Data for England suggest that over the last few years use of any illicit drug by 11 to 15 year olds has nearly doubled to approximately 20 per cent. Much of this may be due to the change in the question format of the survey in 2001, which resulted in a higher proportion of pupils reporting that they had 'tried sniffing glue, gas, aerosols or solvents' compared with previous surveys. Therefore, estimates of taking drugs from 2001 onwards are not strictly comparable with previous years.

Males are more than twice as likely to use drugs; although the gender difference is less marked amongst those in their teens. Drug use is greatest amongst the white population, irrespective of age.

Cannabis is the most commonly used drug amongst all age groups across the UK and prevalence is increasing; last year use in England and Wales was approximately 11 per cent, six per cent in Scotland and in Northern Ireland, five per cent. Prevalence of all other drugs is considerably lower; no more than two per cent for last year use. There has been an increase in the use of cocaine and crack (accounting for increased use of Class A drugs). There has been a decrease in the use of amphetamines and LSD.

Prevalence is particularly high in certain groups, such as young offenders, children in need, care leavers, homeless young people (Lloyd 1998; Gilvarry 2001; DrugScope and DPAS 2002), and children of drug-using parents (ACMD 2003). Not only are they more likely to use, but they are more likely to use a wider range of drugs, and to use them more often.

## 2.2 Drug use in the general population

The BCS for 2003/04 sampled over 37,000 adults (24,422 completed the drugs component) aged 16 to 59 years living in households in England and Wales. Results from this survey are not yet in the public domain and therefore cannot be included in this report. Similarly, in Scotland, information from the SCS 2003, which had a sample size of approximately 5,000 have not yet been fully analysed. No new information is therefore available for these countries.

New information on prevalence is available for Northern Ireland through the 2002/03 Drug Prevalence Survey (NACD and DAIRU 2003), which sampled over 3,500 15 to 64 year olds. Lifetime prevalence of any drug was 20 per cent (Table 3), the lowest in the UK<sup>22</sup>, reflecting the fact that use of illicit drugs has always been less prevalent in Northern Ireland. However, as elsewhere in the UK, use among younger adults is higher and growing: 29 per cent of those aged 15 to 24 years reported lifetime prevalence. Similar prevalence rates can be seen among those aged 15 to 34 years in Table 3. Prevalence amongst males was shown to be higher than amongst females (Table 4).

---

<sup>22</sup> When compared to earlier data from England, Scotland and Wales.

Table 3: Prevalence of illegal drug use in Northern Ireland by age (%): 2002/03

Prevalence	Age (years)		
	15-24	15-34	15-64
Lifetime	29.1	31.1	20.4
Last year	14.2	11.3	6.2
Last month	8.9	6.1	3.3

Source: National Advisory Committee on Drugs and Drug and Alcohol Information Research Unit 2003.

Table 4: Prevalence of illegal drug use in Northern Ireland by gender (%): 2002/03

Prevalence	Age (years)					
	15-24		15-34		15-64	
	Male	Female	Male	Female	Male	Female
Lifetime	36.0	22.1	38.5	23.6	27.0	13.9
Last year	20.6	7.7	16.6	6.1	9.5	3.1
Last month	14.3	3.4	9.9	2.4	5.7	1.1

Source: National Advisory Committee on Drugs and Drug and Alcohol Information Research Unit 2003.

In Northern Ireland, 17 per cent of respondents reported ever having used cannabis, five per cent in the last year and three per cent reported recent use.

### 2.3 Drug use in the school and youth population

Amongst school age children, the latest available information for England (headline figures only; NatCen/NFER 2004), and Northern Ireland (DHSSPNI 2004a) is for 2003; Scottish data are from SALSUS 2002 (CAHRU 2003), and information from Wales on cannabis use for 2002 (Clements *et al.* 2004). The English survey has a sample size of approximately 10,000 pupils aged 11 to 15 years. In Northern Ireland, over 7,000 individuals aged 12 to 16 years were sampled, and in Scotland, there were approximately 23,000 13 to 15 year olds (see Table 5).

In 2003, headline figures for England (NatCen/NFER 2004) suggest that drug use amongst young people has begun to stabilise:

- 21 per cent had taken drugs in the last year (20% in 2001 and 2002);
- 12 per cent had taken drugs in the last month (as in 2002 and 2001); and
- eight per cent of 11 year olds and 38 per cent of 15 year olds had taken drugs in the last year (6% and 36% respectively in 2001, UK Focal Point 2003).

Figures for Scotland are from SALSUS 2002 and were reported by UK Focal Point (2003). There have been no changes since 1998 in the proportion of 13 year olds

reporting having taken drugs, and amongst 15 year olds, while there was an increase, this was not significant.

There are methodological issues<sup>24</sup> around using data from different surveys to make comparisons between the administrations within the UK; problems are exacerbated by the fact that surveys were not completed in the same time period. Nevertheless, given this caveat, Tables 5 and 6 show the differences between England, Scotland and Northern Ireland amongst young people. The only available data for Wales is for 15 year olds from the HBCS for 2001/02, which suggest that 26 per cent of boys and 24 per cent of girls had used cannabis in the last year (Clements *et al.* 2004).

*Table 5: Prevalence of illegal drug use amongst the school age population in the United Kingdom*

Prevalence (%)	England	Northern Ireland	Scotland
Lifetime prevalence	27 <sup>23</sup>	22	24
Last year prevalence	21	14	22
Last month prevalence	12	7	14

Source: Child and Adolescent Health Research Unit 2003; National Centre for Social Research/National Foundation for Educational Research 2003; Department of Health, Social Services and Public Safety Northern Ireland 2004a; National Centre for Social Research/National Foundation for Educational Research 2004.

*Table 6: Prevalence of illegal drug use amongst 15 year olds in the United Kingdom*

Prevalence (%)	England	Northern Ireland <sup>25</sup>	Scotland
Last year prevalence	38	22	33
Last month prevalence	23 <sup>26</sup>	10	23

Source: Child and Adolescent Health Research Unit 2003; National Centre for Social Research/National Foundation for Educational Research 2003; Department of Health, Social Services and Public Safety Northern Ireland 2004a; National Centre for Social Research/National Foundation for Educational Research 2004.

Drug use is more prevalent in the older age groups than in the younger age groups, and more prevalent amongst males than females.

<sup>23</sup> The corresponding figure for this cell has not yet been published, and as such the 2002 figure has been used instead (so that an idea can be given of the situation).

<sup>24</sup> The surveys cited here have different bases in terms of the age range included, the timing of the survey within the calendar year, and the methodology.

<sup>25</sup> Northern Ireland data are for 15 to 16 year olds.

<sup>26</sup> The corresponding figure for this cell has not yet been published, and as such the 2002 figure has been used instead (so that an idea can be given of the situation).

Cannabis, as in the adult population, is the most commonly reported drug in school surveys: in England, 13 per cent of 11 to 15 year olds had taken cannabis in the last year; 21 per cent in Scotland; and 14 per cent in Northern Ireland for 12 to 16 year olds. In Northern Ireland's previous survey (2000, see UK Focal Point 2003), volatile substances were reported as the most commonly used drug by 12 to 16 year olds (15% reported lifetime prevalence) and lifetime prevalence of cannabis was 12 per cent. In comparison, the latest survey results for Northern Ireland suggest ten per cent for volatile substances and 17 per cent for cannabis. However, the most recent available data show that the situation is different for younger pupils. In England, amongst 11 year olds, use of volatile substances was more common than cannabis in the last year (6% and 1% respectively) (NatCen/NFER 2004). The picture is the same in Northern Ireland with 1.8 per cent of 12 year olds reporting cannabis use in the last year compared to 3.9 per cent reporting solvent use (DHSSPNI 2004a).

## 2.4 Drug use among specific groups

Research into substance use among specific groups, who tend not to be included in general population surveys, has been undertaken as part of the Vulnerable Groups Research Programme funded by the Home Office. The aim was to investigate patterns of drug use and access to services through researching: people leaving care; homeless young people; young people in contact with youth offending teams; young drug users who are in contact with drug services; and young people involved in sex work.

### 2.4.1 Care leavers

Research was conducted with 200 young people (with an average age of 18 years) in the process of leaving or having recently left care and with young people who had left home at a young age ('runaways') (Ward *et al.* 2003). There were high levels of self-reported drug use compared with general population surveys:

- almost three-quarters (73%) have used cannabis during their lifetime, a third (34%) on a daily basis;
- 10 per cent had used cocaine within the last month;
- 15 per cent had used ecstasy within the last month;
- lifetime prevalence of heroin and crack cocaine was around 10 per cent.

Of note is that steadily lower levels of consumption were reported as young people assumed or approached independent living status. The research suggested that practical responsibilities (such as household management) when well planned as part of the care-leaving transition, encourage more responsible levels of drug consumption.

### 2.4.2 Young offenders

Research into drug use amongst 293 Youth Offending Team (YOT) clients aged 14 to 18 years shows prevalence of any illegal drug to be extremely high (Hammersley *et al.* 2003). Eighteen per cent had used crack cocaine and 11 per cent, heroin; but use of these drugs was infrequent. It was suggested that drug use and offending in this cohort may represent a period of intense misbehaviour, which may or may not be temporary. There was no evidence that age of first use of drugs has dropped (although progression to more serious substances has speeded up) or that heroin and cocaine dependence have become commonplace (few reported dependence although 15% were rated by the Assessment of Substance Misuse in Adolescents (ASMA; see Willner 2000) as at high risk of substance abuse problems). Forty per cent or more of the cohort felt there was some relationship between their substance use and their offending.

### 2.4.3 Homeless young people

A study into substance use amongst 160 homeless young people aged 25 years and under in England and Wales found 95 per cent of them had used drugs (typically beginning experimentation aged 14 years). Cannabis, amphetamines and ecstasy use were particularly high: used in the last month by 68 per cent, 12 per cent and 21 per cent respectively. A substantial minority had used heroin (21%) and crack cocaine (18%) in the last month. There was evidence of unsafe injecting practices and 23 per cent had accidentally overdosed on drugs or alcohol (Wincup *et al.* 2003).

### 2.4.4 Sex workers

Research has also been conducted amongst participants with experience of both sex work and drug use. Cusick *et al.* (2003) surveyed and interviewed 125 participants, with an age range of 16 to 64 years and a mean age of 26.7 years. They found that the experiences of sex work and drug use may be mutually reinforcing, and that the relationship between the two is potentially strengthened when individuals are exposed to the following 'trapping factors':

- involvement in prostitution and/or 'hard drug' use before the age of 18 years;
- sex working 'outdoors' or as an 'independent drifter'; and
- experience of at least one additional vulnerability indicator such as being 'looked after' in local authority care or being homeless.

The most vulnerable and most damaged participants were exposed to all three 'trapping factors'. They also shared the following characteristics:

- they were young. The mean age of first prostitution was 13.8 years;
- they were likely to have been 'looked after' (78% of this group); and
- they had supported at least one 'boyfriend's' problem drug use.

## 2.5 Attitudes to drugs and drug users

There is no new information available for 2003. Please see Chapter 1.5.1 of this report for details of young people's attitudes to cannabis and Chapter 1.4 (UK Focal Point 2003) for further details regarding attitudes and debates.

## 3. Prevention

### 3.1 Overview

Within current UK Drug Strategy there are three main strands of prevention activities:

- preventing young people from using drugs;
- preventing young people, particularly the vulnerable, from becoming problem drug users; and
- preventing the use of Class A drugs (UKADCU 1998; Northern Ireland Office 1999; Scottish Office 1999; National Assembly for Wales 2000; Drugs Strategy Directorate 2002a).

Drug education is a key component of prevention. In England and Northern Ireland, it is a statutory part of the national curriculum. The aim is to develop pupils' knowledge, skills, attitudes and understanding about drugs in order to resist them. In Scotland, while there is no statutory curriculum, the majority of schools provide drug education (Scottish Executive 2003a). The Welsh Assembly is developing guidance.

Information campaigns focused particularly on the young and their parents are also part of the prevention strategy<sup>27</sup>.

Vulnerable young people and those living in high crime areas are known to be at risk of using drugs and of making the transition into problem use, and there is concern that the vulnerable may not be reached in the school setting. Drug prevention in areas of social disadvantage is seen as part of a wider need to address social deprivation (Drugs Strategy Directorate 2002a). The Positive Futures programme uses sport and arts to engage the most vulnerable young people and encourage them to develop the skills to help them resist drugs and, if required, re-enter education and training (Drugs Strategy Directorate 2003a). In areas of social disadvantage, Health Action Zones have initiated drug prevention projects working with vulnerable young people (DH 2002a).

#### 3.1.1 Drug prevention in community and outreach settings

In England, Wales and Northern Ireland, the Communities Against Drugs (CAD) programme<sup>28</sup> supports action at a local level (Home Office 2004a). In addition, the Scottish Drugs Forum (SDF)<sup>29</sup> works to develop the capacity of communities whilst Scotland Against Drugs (SAD)<sup>30</sup> provides support to initiatives aimed at drug prevention in local communities.

There are a number of local initiatives aimed at prevention in recreational settings including peer education (Shiner 2000), outreach and information campaigns (Henderson 2002). Particular concern is with drugs and driving (Scottish Executive 2000; Tunbridge *et al.* 2001).

### 3.2 Universal prevention

In 2004, the Health Development Agency (HDA) published a review of reviews of drug use prevention initiatives (Canning *et al.* 2004). This considered evidence from selected

---

<sup>27</sup> See <http://www.talktofrank.com> and <http://www.knowthescore.info> for more details.

<sup>28</sup> In England and Wales, CAD has now been subsumed under the Building Safer Communities programme (BSC).

<sup>29</sup> For more information, please see <http://www.sdf.org.uk>.

<sup>30</sup> For more information, please see <http://www.sad.org.uk>.

systematic reviews, other reviews and meta-analyses published since 1996 with the aim of identifying interventions shown to be effective in preventing or reducing drug use. The review concluded the following:

- the impact of prevention programmes has not been adequately reviewed;
- school-based interventions can delay for a short time the onset of drug use by non-users, and temporarily reduce use by some current users; although the effects decrease with time;
- universal prevention programmes are most effective for lower-risk adolescents;
- effective programmes include those that modify attitudes, normative beliefs and/or impact on behaviour such as preventing or reducing drug use. They require booster sessions; intensity does not equate to effectiveness;
- neither Life Skill Training (LST) nor other prevention programmes have had a major impact on drug use and drug problems; although LST has had a positive impact on use;
- interactive education programmes using peers are more effective than non-interactive programmes; although peer leaders benefit most;
- parent-orientated programmes are poorly attended and not adequately evaluated;
- information-based programmes such as DARE (Drug Abuse Resistance Education)<sup>31</sup> have had little impact;
- teacher-led programmes require more research evidence; and
- most British programmes are not properly evaluated in terms of outcome.

The National Collaborating Centre for Drug Prevention (NCCDP) was established by the HDA and the Centre for Public Health, Liverpool John Moores University in 2004<sup>32</sup>. Initially it will focus on seven to 25 year olds, and will be examining evidence at all levels from local to international. The Centre will update the work of Canning *et al.* (2003), as well as produce an Effective Action Briefing and an Evidence Review of the grey literature of drug prevention in young people, and associated topics, including a health economic evaluation.

In England, FRANK<sup>33</sup> was launched in 2003, jointly funded by the Home Office and Department of Health, and supported by the Department for Education and Skills. It aims to prevent 11 to 21 year olds from becoming problem drug users, discouraging involvement with Class A drugs, and encouraging both parents and young people to become better informed. The campaign delivers its messages using a 24-hour helpline, television, radio, press and specifically targeted information and stickers. Its promotion has involved supporting stakeholders to deliver the message locally. Preliminary findings are that 84 per cent of young people and 70 per cent of parents are aware of FRANK. Each element of the campaign has been researched and tested to ensure that all the public information is acceptable to the target audiences. By June 2004, the campaign had had over 1.5 million visits to its website and received over 425,000 calls to the helpline. Research among 15 to 18 year olds and parents of 11 to 17 year olds showed that FRANK was welcoming, helpful, and non-judgmental for those with a problem; and there was strong recognition of the campaign among teenagers. Users of the FRANK service reported:

- those who sell hard drugs should be punished (85%);
- those with a drug problem should be offered treatment (86%) (LVQ Research 2004).

---

<sup>31</sup> For more information, please see [www.dare.uk.com](http://www.dare.uk.com).

<sup>32</sup> For more information, please go to <http://www.cph.org.uk/nccdp>.

<sup>33</sup> More information on this national public information campaign can be found at: <http://www.talktofrank.com>.

In Scotland, the Know the Score communications strategy<sup>34</sup> provided information about the risks of drug use to young people, adults (who may be parents) and professionals. In 2003, their campaigns concentrated on providing advice about drug-assisted sexual assault, volatile substance abuse and cannabis reclassification. The Health Promotion Agency runs similar campaigns in Northern Ireland (Health Promotion Agency 2003a).

### 3.2.1 Schools

In 2004 in England, the Department for Education and Skills issued guidance on drugs (DfES 2004). This sets out the school's role in relation to all drug matters, providing guidance on both the content and organisation of drug education, and the management of drugs within school boundaries. The document defines drugs as including alcohol, tobacco and illegal drugs, as well as medicines and volatile substances, as these are of particular significance to pupils. It states that:

- schools should have a drug education programme which is developmental and appropriate to the age, maturity and ability of pupils. It should cover, as a minimum, the statutory elements included in the National Curriculum Science Order for each Key Stage;
- drug education should be delivered as part of Personal, Social and Health Education (PSHE) and citizenship;
- the programme should be based on pupils' views, building on their existing knowledge and understanding; and
- drug education should be taught by skilled and confident teachers.

In addition:

- schools should develop a range of procedures for managing drug incidents, understood by all members of the school and documented within the school drug policy;
- schools should make clear that the possession, use or supply of illegal and other unauthorised drugs within school boundaries is unacceptable; and
- schools and police should establish an agreed policy which clarifies roles and mutual expectations.

Within these guidelines, the DfES has also addressed which issues need to be considered before implementing drug testing. These include gaining appropriate consent from parents (and pupils where they are deemed competent), whether testing is consistent with their pastoral responsibility, whether there is appropriate support and whether it is an effective use of resources. Where schools decide to test their pupils, it must be accounted for in the school's drug policy.

Schools are also expected to ensure that pupils vulnerable to drugs are identified and receive appropriate support either from within the school or through referral to other services, with clear referral protocols. All staff are expected to receive drug awareness training, understand the school's drug policy and their role in its implementation.

In Northern Ireland, new guidance was issued in 2004 (DENI 2004). This states that schools have a duty in law to:

- teach drug education, as part of the Health Education cross-curricular theme;
- have a drug education policy, and publicise it in their prospectus;
- inform the police if they suspect a pupil to be in possession of a controlled drug;
- have their drug education monitored for effectiveness by the Education and Training Inspectorate; and

<sup>34</sup> For more details on their campaign, please see <http://www.knowthescore.info>.



- train teachers as a priority to enable them to deliver drug education programmes effectively and to deal with drug-related issues as they arise.

In Scotland, while there is no statutory curriculum, 99 per cent of schools (out of nearly 3,000 publicly funded schools) provide drug education (Scottish Executive 2003a). Guidance is available to assist with content, and advise teachers (Scottish Executive 2003b). Scotland Against Drugs (SAD) aims to: provide teachers with the necessary training and resources; make young people aware of the latest information on drugs; and empower them to make informed choices. SAD also supplies a range of drug education materials<sup>35</sup>.

In 2003, Scottish schools were also provided with a self-evaluation tool within the series, *How Good is our School*, to help assessment of programmes (HM Inspectorate of Education 2002). Her Majesty's Inspectorate of Education is to undertake a focused inspection of drug education in schools.

Guidance for schools is currently being developed in Wales, through an *All Wales Schools Programme*<sup>36</sup>.

Schools in the North West of England and the East Midlands began to pilot the Blueprint Drug Education Programme amongst 11 to 13 year olds during 2003 (Home Office 2003; see UK Focal Point 2003). This programme seeks to determine how international research on effective drug prevention can be adapted within the English system, and is based upon evidence that suggests that combining school-based education on drugs with parental involvement, media campaigns, local health initiatives and community partnerships is more effective than school interventions alone. Six million pounds (€8.5 million) has been allocated to this programme, which will be assessed over two years<sup>37</sup>.

### 3.2.2 Families

Following work by the Scottish Executive's Effective Interventions Unit (EIU) to review the impact of drug use on families and carers, and the role of family support groups, 2003 saw the establishment of the Scottish Network of Families Affected by Drugs, using funding from recovered criminal assets. The Network aims to address the needs of this population (EIU 2004a).

### 3.2.3 Communities

Engaging communities in drug prevention remains a priority of UK drug policy (see Chapter 3.1).

## 3.3 Selective/indicated prevention

### 3.3.1 Recreational settings

A survey of 760 club-goers alongside 26 in-depth interviews in the South East of England confirmed that drug prevalence is far higher among this group than among other young people; lifetime prevalence was 79 per cent (as opposed to 50%). They used a wide range of drugs, increasingly synthetic drugs such as ketamine (35%) and GHB (13%). Clubbers were aware of health and legal risks; they had adopted strategies to minimise risks such as avoiding unknown dealers (Deehan and Saville 2003).

<sup>35</sup> See <http://www.sad.org.uk>.

<sup>36</sup> For more information, please see <http://www.wales.gov.uk/subicsu/content/substance/sub-misuse-team-e.htm>.

<sup>37</sup> For more information see <http://www.drugs.gov.uk/WorkPages/YoungPeople/Blueprint/EvidenceBase>.

In Scotland, Crew 2000 has organised a coalition of young people, club goers and others to produce information about how to reduce the risks involved in drug use<sup>38</sup>.

The Health Promotion Agency for Northern Ireland launched a range of posters for pubs and nightclubs targeting 18 to 30 year olds about the dangers of drugs (Health Promotion Agency 2003a).

### 3.3.2 At-risk groups

In England, guidance was published in 2003 for professionals working in the statutory or voluntary sectors who provide a service to children and young people, most of whom are vulnerable (Britton and Noo 2003). The guidance discusses their responsibilities for identifying the young people's substance-related needs, and provides a framework for doing so within existing procedures.

Research into key elements of the Positive Futures projects suggested that there appear to be many factors<sup>39</sup> that help projects work effectively (MORI 2003) (see Chapter 9.2.2). An impact study is due to report in 2004.

In Scotland, the Partnership Drugs Initiative (PDI) issued grants to support voluntary sector work targeted at: families where parents use drugs; pre-teen children at high risk of developing patterns of problem substance use; and young problem drug users. By the end of 2003, 52 projects were funded. An evaluation of 17 has been completed (EIU 2004b). Findings suggest that many of the projects are making a significant input with a range of factors contributing to their success: careful planning of projects that are well integrated with their host agency or agencies; clarity of purpose; having a flexible, holistic client-centred approach; a clear model of care and support with well-defined boundaries; in-house expertise; and training. One area which many of the projects needed to address was how to define criteria for the closure of cases.

The second stage in the national evaluation of the pump-priming drug prevention initiative reported in January 2004. Seven million pounds (£10 million) was distributed to Health Action Zones (HAZs) in deprived areas of England in order to develop services targeted at vulnerable young people (Bauld *et al.* 2003). The report concluded that although the initiative did facilitate the development of interventions, it was felt that the services were too small, too localised, and in some cases, too short-term to do so effectively. Subsequently, this raises questions about the merits of distributing relatively limited amounts of very short-term funding.

### 3.3.3 At-risk families

In Scotland, services for children and families suffering from the effects of drug use are being improved through the Changing Children's Services Fund<sup>40</sup>.

---

<sup>38</sup> See [www.crew2000.co.uk](http://www.crew2000.co.uk) for further details.

<sup>39</sup> Including flexibility, good relationships with partners and referral agencies, sessional staff, and the community itself.

<sup>40</sup> See [http://www.childreninscotland.org.uk/html/poly\\_c\\_cr.htm](http://www.childreninscotland.org.uk/html/poly_c_cr.htm).

## 4. Problem drug use

### 4.1 Overview

Population-based surveys, because of the often hidden nature of problem drug use, are considered to be of limited use in estimating its full extent. Instead, national prevalence estimates can be derived from a range of methods, with the multivariate indicator method being the favoured approach. This combines local prevalence estimates along with routinely available indicator data. Table 7 shows the national prevalence rates for the UK, although Wales has not been included as their last national prevalence rate was derived in 1994 and so is now thought to be obsolete.

Table 7: National prevalence estimates for problem drug use in the United Kingdom

Administration	Year	Problem drug use		Injecting use	
		Number	Rate per thousand population	Number	Rate per thousand population
England	2000/01	287,670	8.91 95% CI= 8.53 to 9.29	93,185	2.89 95% CI= 2.87 to 2.91
Northern Ireland	2000	828	0.76 95% CI= 0.63-0.93	No estimate	No estimate
Scotland	2000	55,800	16.65 95% CI= 16.45 to 17.53	24,696	7.737 95% CI= 5.87 to 8.58

Source: Information Statistics Division, Scotland 2002<sup>41</sup>; McElrath 2002<sup>42</sup>; Frischer *et al.* 2004<sup>43</sup>.

Local estimates are usually derived from specific research studies that employ slightly different definitions of what constitutes problem drug use. In this instance, it is the capture-recapture method that is the most widely used. At present, these are only available for Scotland and parts of England. Local prevalence estimates of problem drug use in Scotland range from 2.9 in the Orkney Isles to 30.8 per thousand (confidence interval (CI) = 26.6-36.7) in Glasgow (ISD 2002). In Greater Manchester, estimates of local prevalence of problem drug use are 13.9 per thousand of the population aged 16 to 54 years old (19,255, 95% CI of 18,731-21,853; Millar *et al.* 2004).

Information on clients presenting to treatment is collected from the Drug Misuse Databases<sup>44</sup> (DMDs) in each administration, which gather data on all presentations from those seeking treatment from specialist drug services (outpatients), inpatient services and general practitioners. For those presenting for treatment in Great Britain, the main

<sup>41</sup> ISD (2002) derived their national estimate through using the sum of the 32 local prevalence estimates. Here, problem drug use is defined as opiate and/or benzodiazepine use.

<sup>42</sup> McElrath (2002) used the capture-recapture method for Northern Ireland. Here, problem prevalence is defined as heroin use.

<sup>43</sup> Frischer *et al.* (2004) used information gathering to collect the data for England.

<sup>44</sup> In England, the National Drug Treatment Monitoring System (NDTMS) replaced the DMD in April 2001.

drug is heroin (varying between 49% and 67% of treatment presentations). In Scotland, diazepam continues to be the second most commonly used drug after heroin. Elsewhere in the UK, diazepam use is less common. In Northern Ireland, just over a third of those presenting for treatment use opiates and nearly half use cannabis as their main drug. Lifetime prevalence of injecting varies between 27 and 59 per cent. For all presentations, a third are under 24 years of age and a quarter are aged between 25 and 29 years; approximately three quarters are male.

## 4.2 Prevalence and incidence estimates

### 4.2.1 National prevalence

Using the available estimates of national prevalence for England, Northern Ireland and Scotland, an estimate of national prevalence for the UK as a whole has been calculated. This assumes that the prevalence rate for England (8.91 per thousand) applies to Wales. The estimate for problematic drug users is 9.35 per thousand (360,811 with a CI of 8.99 to 9.79 per thousand). For injecting drug use, the estimate is 3.2 per thousand (123,498 with a CI of 3.07 to 3.34 per thousand population aged 15 to 64 years).

More recent estimates of problem drug use and drug injecting prevalence for 2003 have just been derived for the whole of Scotland; these estimates are not due to be in the public domain until late 2004.

### 4.2.2 Local estimates

Local prevalence estimates<sup>45</sup> are available for 14 areas covering 24 of the 149 Drug (and Alcohol) Action Teams (D(A)ATs) in England (published in 2004). Estimates for prevalence of problem drug use varied from 0.2 per cent to 1.5 per cent of the resident population. Estimates for injecting drug use varied from nought to one per cent (Frischer *et al.* 2004).

Studies in Brighton, Liverpool and London considered the age range 15 to 44 years. The prevalence of problem opiate use was estimated to be 11.0 per thousand of the total population in 12 London boroughs (N=2,623,362; CI= 8.53-16.40). The prevalence of injecting drug use was estimated to be 6.4 per thousand in the London boroughs (N=2,623,362; CI=5.26-8.24), 9.3 per thousand in Brighton (N=2,304; CI=6.11-15.08), and 6.6 per thousand in Liverpool (N=439,476, CI= 5.79-11.31) (Hickman *et al.* 2004).

---

<sup>45</sup> Derived from capture-recapture studies in 2000/01.

### 4.3 Profile of clients in treatment

Table 8 shows the latest available data on new presentations to treatment for the UK.

Table 8: New presentations for treatment in the UK

Administration	Year	Number of new presentations
England <sup>46</sup>	2003/04	81,547
Northern Ireland <sup>47</sup>	2002/03	1,368
Scotland <sup>48</sup>	2002/03	11,433
Wales <sup>49</sup>	2000/01	3,730
TOTAL		98,078

Source: National Drugs Evidence Centre; Information and Statistics Division, Scotland; Department for Health Social Services and Public Safety Northern Ireland; Department of Health.

#### 4.3.1 Substances used

Opiates continue to be the most common main drug at approximately 67 per cent of those newly presenting for treatment, cannabis accounts for nine per cent, crack, five per cent, cocaine, four per cent and benzodiazepines are at two per cent. Males represent 72 per cent of presentations. Approximately 27 per cent of those presenting for treatment have ever injected, and 21 per cent currently inject. In Northern Ireland, nearly half (47%) of new treatments concern cannabis as the main drug involved. This is far higher than elsewhere in the UK. In addition, the Northern Ireland percentage of new presentations reporting injecting is much lower at 9.3 per cent, although amongst opiate users, 53 per cent inject (DHSSPSNI 2004b).

For the UK as a whole, it is difficult to describe trends as the relevant information for England, by far the largest of the countries, is for 2000/01. However, figures for Scotland are available and despite concerns about lack of treatment for stimulant users, and therefore, a lack of incentive to present to treatment services, the percentage of individuals reporting use of cocaine increased from two per cent in 1998/99 to seven per cent in 2002/03. The use of crack has increased from one to three per cent. The proportion of new clients reporting the use of diazepam in Scotland has remained broadly similar over the past five years (reported by 37% of those making presentations, although not necessarily as their main drug of use); ecstasy use has also remained reasonably constant at around five per cent over recent years (ISD 2004). These data also indicate an increase in injecting as 42 per cent reported that they had injected in the past month. This is an increase from the relative stability of previous years (in 1998/99, 39%; in 2001/02, 38%). The rise in new individuals reporting injecting in the last month was reflected in all age groups but particularly so in the 20 to 24 age group. However, there was a fall from previous years in the number of current injectors reporting that they had shared needles or syringes in the previous month (32% of current injectors; 34% in 1998/99; 36% in 2001/02).

<sup>46</sup> These data are from NDTMS returns for 2003/04 as supplied by NDTMS 1<sup>st</sup> September 2004. The Drug Misuse Research Unit compiled these data for UK Focal Point.

<sup>47</sup> Data for 2002/03 were provided by the NIDMD.

<sup>48</sup> Data for 2002/03 were provided by the ISD.

<sup>49</sup> These data were extracted from the DMD by the Department of Health.

#### 4.3.2 Centre types

See Chapter 5.3.

#### 4.3.3 Other specific sub-populations

##### *Preteen drug use*

Research in Glasgow and Newcastle suggests that among the 2,000 participants aged 10 to 12 years, four per cent had used drugs (McKeganey *et al.* 2003). Whilst principally confined to cannabis, a very small number had used heroin. Early age of onset was often combined with a wide range of problem behaviours, deprivation, and/or with having a family member who used drugs.

#### 4.4 Main characteristics and patterns of use from non-treatment sources

There is no new information available for 2003. Please see UK Focal Point (2003) for details of after-care and reintegration in Chapter 11.3.

## 5. Drug-related treatment

### 5.1 Overview

UK drug strategies identify treatment as being effective in tackling drug use and, therefore, indicate a need to increase its availability and quality (Northern Ireland Office 1999; Scottish Office 1999; National Assembly for Wales 2000; Drugs Strategy Directorate 2002a). As such:

- in 2000, the Effective Intervention Unit (EIU) was established to identify and disseminate effective practice in Scotland.
- in 2001, the National Treatment Agency for Substance Misuse (NTA) was established in England to: increase the availability, capacity and effectiveness of drug treatment; develop a range of quality standards and guidelines; double the number in treatment over 10 years from a baseline of 100,000 in 1998; and to increase the proportion who successfully complete or, if appropriate, continue treatment.
- the Department of Health, Social Services and Public Safety (DHSSPSNI) in Northern Ireland, and the Welsh Assembly are responsible for similar arrangements.

Treatment for those in the criminal justice system is also emphasised, and is a key component of UK Drug Strategy (see Chapters 9 and 12).

The *Updated Drug Strategy* clarified that while treatment services should continue to seek abstinence, reducing the harms associated with problem drug use is a key objective (Drugs Strategy Directorate 2002a). Treatment providers are to offer prescribed treatment, advice and information, needle exchange, care planned counselling, structured day care programmes, community prescribing, inpatient drug treatment and residential rehabilitation. In addition, drug users are to be offered relapse prevention and aftercare programmes, hepatitis B vaccinations, and testing and counselling for hepatitis B, C, and HIV (DH 2002b). With regards to prescribed treatment, oral methadone maintenance is common in treating heroin addiction, although recently buprenorphine has been introduced as an alternative (see Chapter 11). Specialist treatment for crack users is being developed as part of the National Crack Plan (Drugs Strategy Directorate 2002b). Such services are provided by specialist agencies in the statutory and voluntary sector, and increasingly by general practitioners.

Young people do not benefit from treatment services directed at adults. They require separate services which address their specific needs as their drug use is not entrenched and may often reflect other personal and social problems, which are best met by mainstream children and adolescent services (Drugs Strategy Directorate 2002a).

Referral into treatment through the criminal justice system and whilst in prison, is a component of UK Drug Strategy (see Chapters 9 and 12).

There has been considerable investment in research into treatment over the last few years. The Department of Health has provided £1.4 million (€2 million) over three to four years for research through the Drug Misuse Research Initiative (see Chapter 7.2).

## 5.2 Treatment systems

The Scottish Executive has recently undertaken a review of drug treatment and rehabilitation services (Scottish Executive 2003c), but the report is not yet published. A review of Welsh Substance Misuse Services in 2002/03 has also been undertaken (National Assembly for Wales 2003). It found many of the problems encountered within treatment services elsewhere in the UK prior to the development of improvement strategies: a complex service structure, a plethora of planning structures, commissioners and funding streams, too many short term initiatives, and under resourcing. A number of initiatives are currently underway to rectify these problems. Community Safety Partnerships replaced D(A)ATs in Wales in taking responsibility for improving drug treatment, and are developing Substance Misuse Action Plans locally<sup>50</sup>. Substance Misuse Regional Teams provide advice at the local level and a Substance Misuse Treatment Framework is currently being developed.

Expenditure available for treatment in the UK has risen to £503 million (€714 million) in 2003/04 (see Chapter 1.4.1). By 2004/05, this will be £573 million (€814 million) (Drugs Strategy Directorate 2002a).

### 5.2.1 Treatment presentations

Recent figures show that the number of people receiving treatment for their drug problem in England has increased by 41 per cent since 1998, and waiting times have been cut by two-thirds since December 2001. In 2003, 141,000 people received treatment, suggesting that the target of doubling the number in treatment over ten years to 200,000 in 2008 may be met (NTA 2003a). See Table 8 for further information for the UK on the number of new treatment presentations (Chapter 4.3) (which is distinct from numbers in treatment as quoted above).

### 5.2.2 Service standards

The NTA has been involved in a number of projects including the production of guidance and standards for the commissioning and provision of drug treatment services, and working to build capacity to ensure services are developed in England (see Chapter 7.2)<sup>51</sup>. In 2003, the agency also took over responsibility for the National Drug Treatment Monitoring System (NDTMS), which collects and analyses information on treatment provision.

### 5.2.3 Under-representation in services

The Diversity Team in the Home Office continues to address the under-representation of certain population groups (such as women and minority ethnic groups) in services. To tackle this issue, drug services are expected to be more flexible and willing to develop methods for attracting and maintaining these groups into treatment. Consultation on how to access them began in 2004. A number of pieces of research have been undertaken in this area, and guidance has been issued for street homelessness (Randall *et al.* 2002), begging (Drugs Strategy Directorate 2004a) and those involved in street prostitution (Hester and Westmarland 2004; Hunter and May 2004).

### 5.2.4 Research into treatment

A programme co-ordinator has been appointed to help with overall co-ordination, communication and dissemination of the Drug Misuse Research Initiative programme.

---

<sup>50</sup> These concern both alcohol and drugs.

<sup>51</sup> For more information, please see <http://www.nta.nhs.uk>.



A number of research projects were completed in 2003/04<sup>52</sup>.

1. A step-by-step epidemiological needs assessment of dual diagnosis, and the design of a training and service response model (Strathdee *et al.* 2002) (see Chapter 6.4).
2. Research into the nature and extent of comorbidity in England and Wales (Frischer *et al.* 2003) (see Chapter 6.4).
3. A pilot feasibility study for a multi-centre randomised controlled trial to compare the outcomes and costs of injectable versus oral methadone (Metrebian *et al.* 2003). However, the study was unable to recruit a sufficient number of opiate dependent injecting users presenting for treatment, suggesting that the target population does not appear to be presenting to treatment.
4. Research into preteen drug use (McKeganey *et al.* 2003) (see Chapter 4).
5. Research into the effect of waiting times (Donmall *et al.* 2003). This found that agencies define and measure their 'waiting times' in a variety of ways and stresses the importance of clear guidance. It was suggested that waiting times should not be used on their own as a measure of quality, at least in terms of uptake and retention, as other factors influence these outcomes. Most consistent is the highly significant effect that the agency itself has on whether clients are taken on and retained; some agencies are better at engaging and retaining clients.
6. An evaluation of a brief intervention model for use with young non-injecting stimulant users (Marsden *et al.* 2003) concluded that such interventions are valuable for use with this group and can be successfully delivered by trained and well-supported workers. There was evidence that such interventions were significantly better than a basic assessment of drug use and lifestyle in encouraging young people to reduce risky stimulant use. However, this evidence was not sufficient enough to say that brief motivational interventions should be delivered in practice without further development.

### 5.3 Drug free treatment

In England, a new approach to treating crack/cocaine use is being piloted, focusing on training, new occupational standards and piloting a range of new materials and tools for drug workers to use (NTA 2003b). The pilot, along with eight existing crack treatment services, is to be evaluated. The NTA suggests that this will constitute the largest study of crack/cocaine treatment ever carried out in Europe (NTA 2003c). In Scotland, the EIU is supporting the development and evaluation of a pilot psycho-stimulant service in Aberdeen (EIU 2004c). While services for crack users are under consideration in Northern Ireland, to date there have been only four reports of individuals presenting to services with crack problems (DHSSPSNI 2004b).

#### 5.3.1 Inpatient treatments

Available information for England (2003/04), Scotland (2002/03) and Northern Ireland (2002/03) suggests that just over four per cent of new treatments for drug problems involved inpatient care (4,099).

#### 5.3.2 Outpatient treatments

Available information for England (2003/04), Scotland (2002/03) and Northern Ireland (2002/03) suggests that just over 91 per cent of new treatments for drug problems involved specialised drug services (outpatients) (86,264).

A further four per cent (3,987, n= 94,350) involved general practitioners.

<sup>52</sup> Summaries can be found on. <http://www.mdx.ac.uk/www/drugsmisuse/execsummary.html>.

## 5.4 Medically assisted treatment

### 5.4.1 Withdrawal treatment

Information on this is not currently monitored.

### 5.4.2 Substitution treatment

Northern Ireland had not seen the same level of problem drug use as elsewhere in the UK until the last few years (House of Commons Northern Ireland Affairs Committee 2003). As such, substitute prescribing was rare. However, prevalence is increasing (see Chapter 4) and in 2004, guidelines for substitution treatment for opiate dependence were introduced (DHSSPSNI 2004c).

Injectable heroin and injectable methadone, while long prescribed in the treatment of opiate addiction, albeit rarely in the UK, are to be extended in England (NTA 2003d). Currently, 2,500 methadone and 450 heroin users receive this treatment. It is estimated that between five and 10 per cent of patients may benefit from this. As such, new guidance has been developed on prescribing injectable drugs (NTA 2003d). It is not the intention of the guidance to expand the number of drug users being prescribed heroin, but to improve the quality of prescribing practice. There are no plans to make heroin or injectable methadone available elsewhere in the UK.

### 5.4.3 Other medically assisted treatment

Only prescribed treatments are offered with medical assistance.

## 6. Health correlates and consequences

### 6.1 Overview

There are a number of risks to health associated with drug use, in particular use of opiates and cocaine-based drugs. These include the potential for overdose and death, infectious diseases, mental illness, other physical health problems and health problems for children born to mothers who used drugs during pregnancy.

#### 6.1.1 Drug-related deaths

There are two main types of source in the UK for information on 'acute' deaths:

- three General Mortality Registers (GMRs) maintained by the General Register Offices for England and Wales, Scotland, and Northern Ireland; and
- the Special Mortality Register (SMR) compiled through the National Programme on Substance Abuse Deaths (np-SAD) based at St George's Hospital Medical School.

Since 2000, when drug-related deaths (DRDs) reached nearly 2,000, the numbers have fallen. Males are more likely to be involved, with the male to female ratio being 4.24:1. The average age at death is around 34 years, with males tending to be five years younger than females. Overall, most deaths occurred in the 25 to 29 age group. Over seventy per cent of deaths are associated with opiates (chiefly heroin/morphine and methadone), often in combination with other drugs, including alcohol. Large numbers of deaths also involve benzodiazepines such as temazepam and diazepam. Cocaine-related deaths, while still low in numbers, have increased substantially over the last few years (mentioned in 9% of cases in 2002). There has been a steady increase in the number of deaths associated with ecstasy, with a total of 202 occurring between 1996 and 2001, although this increase did level off in 2002.

#### 6.1.2 Blood borne infectious diseases

Data on the prevalence of blood borne infectious diseases amongst injecting drug users (IDUs) are provided by a number of sources:

- the Unlinked Anonymous Prevalence Monitoring Programme (UAPMP) surveys of IDUs in contact with drug services in England, Wales and Northern Ireland (Hope *et al.* 2001; Unlinked Anonymous Steering Group 2002);
- the Centre for Research on Drugs and Health Behaviour surveys of IDUs recruited from community settings in England (Hunter *et al.* 2000); and
- the Scottish Centre for Infection and Environmental Health (SCIEH) surveys of IDUs attending both community and drug agency settings in Glasgow (Taylor *et al.* 2000). SCIEH also holds anonymous epidemiological data on all those who have had a named HIV antibody test in Scotland since 1989 (on the HIV Denominator Database).

The main source of information on newly diagnosed HIV/AIDS infections is the voluntary confidential case reporting of newly diagnosed infections by microbiologists and clinicians<sup>53</sup>. For England, Wales and Northern Ireland, reports are made to the Health Protection Agency's Communicable Disease Surveillance Centre (CDSC) whilst new diagnoses in Scotland are reported to SCIEH.

---

<sup>53</sup> Laboratory and clinician report data for England and Wales, Scotland, and Northern Ireland are available from the following websites: <http://www.hpa.org.uk> for England and Wales, <http://www.show.scot.nhs.uk/scieh> for Scotland and <http://www.cdscni.org.uk> for Northern Ireland.

HIV prevalence among IDUs in the UK has remained at less than or around one per cent since the mid-1990s, although in London it has been higher at or near four per cent. At the end of 2002, there were an estimated 1,400 people living with HIV infection acquired through injecting drug use, of whom 300 were thought to be undiagnosed.

The prevalence of hepatitis C (HCV) amongst IDUs has been much higher at around 45 per cent, and there is evidence of increased incidence (Health Protection Agency 2003a). Prevalence of antibodies for hepatitis B (anti-HBc) has declined, levelling off at 20 per cent. Outbreaks of hepatitis A and other infections among IDUs have been increasingly reported, including methicillin resistant *Staphylococcus aureus* (MRSA) as a cause of IDU-related sepsis (Health Protection Agency 2003b) and other serious Clostridial infections acquired through contaminated drugs (Jones *et al.* 2002; McGuigan *et al.* 2002). This has followed reported increases in injecting risk behaviour among IDUs (Hope *et al.* 2002).

### 6.1.3 Dual diagnosis

Prevalence and attribution of dual diagnosis remain difficult to estimate. Depression, anxiety disorders, personality and psychotic disorders are commonly reported, although prevalence varies with setting and specific sub-populations. There is also increasing information regarding the attribution of mental health problems to the use of cannabis (Patton *et al.* 2002; Zammit *et al.* 2002) and ecstasy (MacInnes *et al.* 2001), although this needs further investigation.

### 6.1.4 Other health correlates and consequences

Other physical health problems associated with problem drug use include thrombosis, blood clots and gangrene (ACMD 2002).

In addition, maternal drug use can have a significant impact on unborn children. There is evidence of high rates of early pregnancy loss and placental disruptions associated with cocaine use, and evidence is now emerging that children whose mothers used cocaine whilst they were pregnant are at risk of haemorrhaging as they grow older (DH *et al.* 1999). Maternal heroin use is associated with low birth weight babies (DH *et al.* 1999). There is concern about birth defects linked to ecstasy use (Ho *et al.* 2001). Benzodiazepines can cause “floppy infant syndrome” and evidence suggests it may also be linked to major malformations such as cleft palate. Babies born to mothers exposed to long-term benzodiazepine use risk deviation in neurological development during their first 18 months, which can result in behavioural problems, dyslexia and attention-deficit disorder. These problems may not come to light until puberty (Bibby 2000). Cleft palate is also associated with amphetamine use (Bibby 2000).

Withdrawal from maternal drug use can also be problematic for babies. Withdrawal from opiates and stimulants is not predictable and withdrawal from maternal benzodiazepines can be severe and prolonged (Bibby 2000). There may also be a link with Sudden Infant Death Syndrome (Bibby 2000).

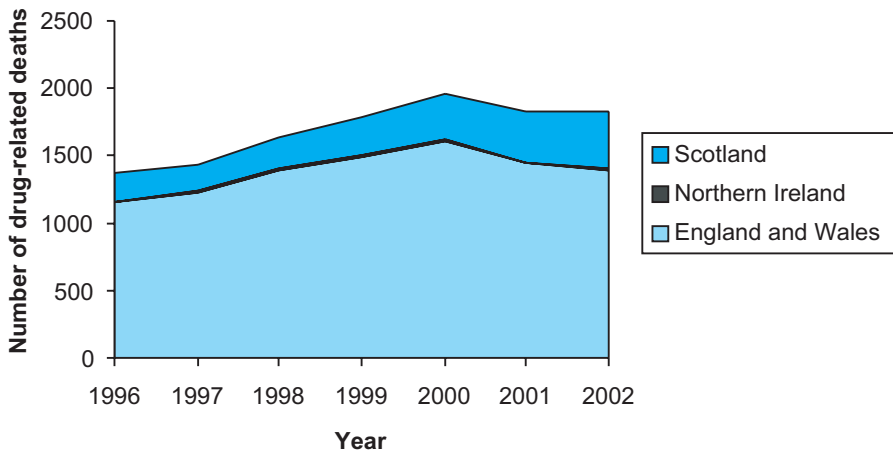
There is little evidence of HIV transmission to babies in the UK through maternal infection associated with drugs, but there is a risk of hepatitis virus transmission, particularly HCV, where the risk of transmission amongst babies whose mothers test positive is six per cent (DH 2002c; Siney 2002).

## 6.2 Drug-related deaths and mortality of drug users

### 6.2.1 Direct overdoses and (differentiated) indirect drug-related deaths

The latest information on DRDs is for 2002. The total number of deaths has continued to fall from its peak in 2000 by 4.9 per cent to 1,824 in 2002 (Figure 2). The male to female ratio continues to reduce: 4.24 males to 1 female (Table 9 and Figure 3). The overall average age fell back to 34.0 years (SD 11.4) in 2002, although the average age of death for females remains much higher than for men, ranging from over four to nine years higher among the four administrations.

*Figure 2: Number of deaths using European Monitoring Centre for Drugs and Drug Addiction drug-related deaths standard definition<sup>54</sup>*



Source: Compiled by John M. Corkery from published data from the Office for National Statistics, the General Register Office for Scotland (2003), and from unpublished data provided by the General Register Office for Northern Ireland, 2004.

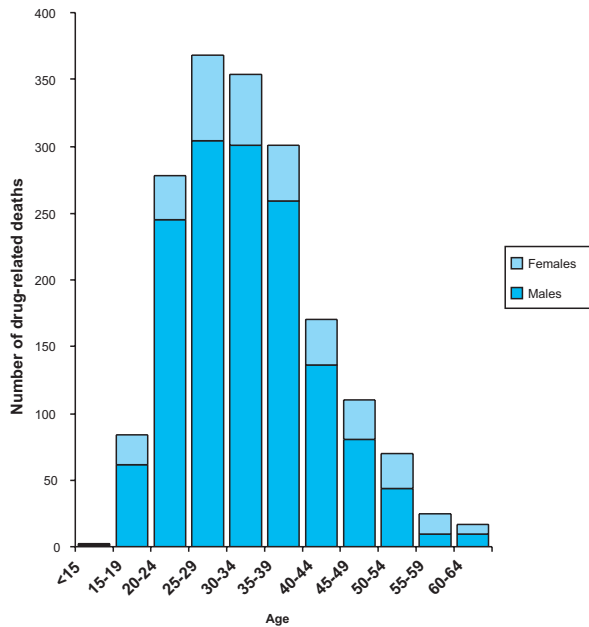
<sup>54</sup> The European Monitoring Centre for Drugs and Drug Addiction's definition of a drug-related death includes deaths by drug psychosis, drug dependence, non-dependent drug abuse, accidental poisoning, suicide and self-inflicted poisoning, and poisoning of undetermined intent. Only deaths due to drugs typical of abuse (opiates, cocaine, amphetamines, cannabis and hallucinogens) are included.

Table 9: Death by age, gender and administration in the United Kingdom using the European Monitoring Centre for Drugs and Drug Addiction drug-related deaths standard definition, 2002

Age	England and Wales		Northern Ireland		Scotland		UK	
	Males	Females	Males	Females	Males	Females	Males	Females
<15	1	1	0	0	0	0	1	1
15-19	45	12	16	11	0	0	61	23
20-24	177	25	67	8	1	0	245	33
25-29	227	46	75	18	2	0	304	64
30-34	239	45	62	8	0	0	301	53
35-39	205	34	51	8	3	0	259	42
40-44	104	23	31	12	1	0	136	35
45-49	61	20	19	7	0	3	80	30
50-54	38	21	5	5	1	0	44	26
55-59	3	10	7	6	0	0	10	15
60-64	7	5	3	2	0	0	10	7

Source: Compiled by John M. Corkery from published data from the Office for National Statistics, the General Register Office for Scotland (2003), and from unpublished data provided by the General Register Office for Northern Ireland, 2004.

Figure 3: Death by age and gender in the United Kingdom using European Monitoring Centre for Drugs and Drug Addiction drug-related deaths standard definition, 2002

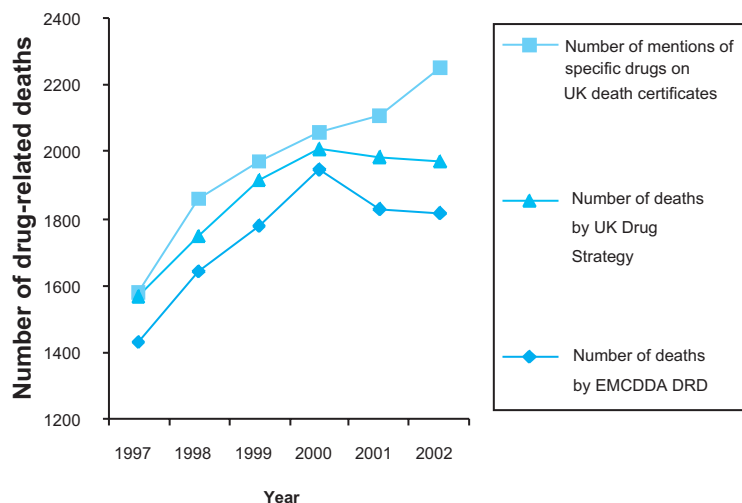


Source: Compiled by John M. Corkery from published data from the Office for National Statistics, and General Register Office for Scotland (2003), and from unpublished data provided by the General Register Office for Northern Ireland, 2004.

The number of deaths per 100,000 of the population is different between the UK administrations. In 2002, the rate in Scotland was 8.42 compared to 2.64 in England and Wales, and 0.71 in Northern Ireland. The UK average was 3.08.

Differences also emerge when looking at the various definitions used for DRDs. Figure 4 demonstrates that although the three definitions displayed show similarities until 2000, the differences between them appear to be becoming more significant (see UK Focal Point 2003 for further details).

Figure 4: Comparison of total number of deaths using three definitions (United Kingdom)<sup>55</sup>



Source: Office of National Statistics 2004, General Register Office for Scotland 2003, General Register Office for Northern Ireland.

### 6.2.2 Mortality and causes of deaths among drug users

Overall, deaths in England and Wales in 2002 were described as being due to:

- mental and behavioural disorders (54%);
- accidental poisoning (27%);
- intentional or undetermined poisoning (18%); and
- assaults by poisoning or drug psychoses (5 cases).

Heroin/morphine continued to account for the highest number of deaths according to all three definitions discussed (see Tables 11 and 12). Using the EMCDDA standard, the proportion is 63 per cent. In addition, mentions of cocaine are increasing (see Tables 10 and 11).

<sup>55</sup> Drug-related deaths are defined by the UK Drug Strategy as those where the underlying cause is poisoning, drug abuse or drug dependence and where any of the substances scheduled under the *Misuse of Drugs Act 1971* were involved.

Table 10: Mentions of specific drugs on United Kingdom death certificates

Drug	2000	2001	2002
Heroin/morphine	1204	1192	1146
Methadone	373	362	418
Cocaine	85	115	171
Ecstasy	49	76	75
Diazepam	231	278	345
Temazepam	116	82	95

Source: Office of National Statistics 2004, General Register Office for Scotland 2003, General Register Office for Northern Ireland.

Table 11: Drugs as a proportion of drug poisoning deaths by definition<sup>56</sup>

Drug	1999		2000		2001		2002	
	EMCDDA	UK	EMCDDA	UK	EMCDDA	UK	EMCDDA	UK
Heroin/morphine	56.3	52.5	61.6	59.9	65.0	60.1	62.8	58.1
Methadone	24.4	22.8	19.1	18.5	19.7	18.3	22.9	21.2
Cocaine	5.6	5.2	4.3	4.2	6.3	5.8	9.4	8.7
Ecstasy	2.0	1.8	2.5	2.4	4.1	3.8	4.1	3.8
Diazepam	14.6	13.5	11.8	11.5	15.2	14.0	18.9	17.5
Temazepam	8.0	7.4	5.9	5.8	4.5	4.1	5.2	4.8
Total number of deaths	1780	1912	1955	2011	1833	1983	1824	1972

Source: Office of National Statistics 2004, General Register Office for Scotland 2003, General Register Office for Northern Ireland.

There were 63 deaths associated with volatile substance abuse in 2002 (the same as in 2001). The figures for 2001 and 2002 are the lowest since 1982, and can be compared with 1990's peak of 152 (Field-Smith *et al.* 2003).

Deaths of IDU AIDS victims accounted for 5.3 per cent of the total number of AIDS deaths in England and Wales up to the end of March 2004. In Northern Ireland the figure was 4.7 per cent, but in Scotland was 42.0 per cent. The decline in the number of deaths of IDU AIDS victims seen in recent years has levelled off. The UK figure of 23 for 2003 (21 in 2002) is about 14 per cent of the peak level in 1995 (159).

### 6.2.3 Research into drug-related deaths

A number of studies touching on DRDs in the UK were published in the last year. Unfortunately, these did not include any cohort mortality studies.

A study of 221 coroners' cases, for males aged 15 to 39 years in 1995 for which toxicology reports were available, found post mortem evidence of drugs in 90 cases, alcohol in 102, and both in 46. Overdose verdicts were given in 74 cases. There was evidence of significant alcohol problems in 18 cases and drug use in 74 cases. The

<sup>56</sup> Definitions used are the EMCDDA drug-related death standard definition (under those columns marked 'EMCDDA') and UK Drug Strategy definition (under those marked 'UK').



presence of drugs at post mortem was significantly related to a verdict of accidental or undetermined death rather than suicide. Whilst coroners determined drugs to be related to death in 90 cases, the figure would have been recorded as 60 using the Office for National Statistics (ONS)<sup>57</sup> definition or 40 using the EMCDDA DRD standard (Stanistreet *et al.* 2004).

DRDs were significantly lower in female than in male drug users. DRDs were between two and six times more frequent amongst those older than 34 years than those younger than 25 years (Bird *et al.* 2003).

The year 2002 saw the trend of increasing numbers of ecstasy-related deaths start to level off. In 17 per cent of cases, ecstasy was the sole drug implicated in death and in the remainder, a number of other drugs (mostly alcohol, cocaine, amphetamines and opiates) were found. MDMA (3,4-methylenedioxy-n-methylamphetamine) accounted for 86 per cent and MDA (methylenedioxy-methylamphetamine) for 13 per cent; single deaths were associated with MDEA (methylenedioxyethylamphetamine) and PMA (para-metoxymethylamphetamine). This is the largest sample of ecstasy-related deaths so far examined (Schifano *et al.* 2003).

An important development was the publication of two studies addressing antidepressants. The first was a study of deaths involving antidepressants which were reported to the SMR from 1998 to 2000 (468 out of 4,167 drug-related deaths in that period; Cheeta *et al.* 2004). The study found that most were suicides (80%). Tricyclic antidepressants accounted for more drug mentions than any other antidepressants (12 per million prescriptions). SSRIs (selective serotonin reuptake inhibitors) were associated with a significantly lower risk of toxicity but 93 per cent of deaths from SSRIs occurred in combination with other drugs, especially tricyclics (24.5%). In 'combination' deaths, patients were significantly more likely to have had a history of illegal drug use.

Between 1993 and 2002, a second study looked at the 4,767 deaths that occurred in that time involving antidepressants in England and Wales (18% of all poisonings). Research found that over the period, age-standardised mortality rates for antidepressants decreased from about nine to seven per million of the population for both genders. However, unlike females, rates in males rose to a peak of 12 per million in 1997 before falling. The number of antidepressant prescription items during the study period rose 2.5 times to 26 million prescriptions, largely due to increased use of SSRIs and other antidepressants. Overall, death rates in England per million antidepressant prescription items declined, with falls in the rates for dothiepin, amitriptyline and all tricyclics. There was no change in the SSRI rate while rates for other antidepressants rose. Despite these trends, throughout the study period, rates were highest for tricyclics and lowest for SSRIs (Morgan *et al.* 2004).

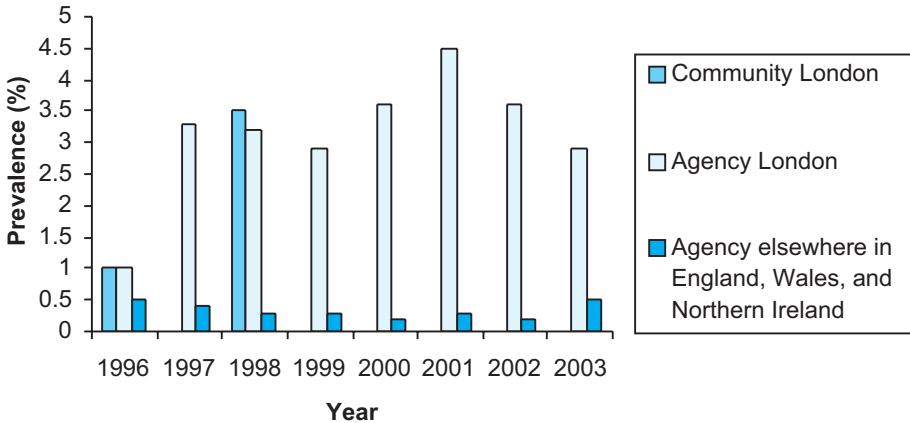
---

<sup>57</sup> Drug-related deaths are defined by the ONS as described by Christopherson *et al.* (1998).

## 6.3 Drug-related infectious diseases

### 6.3.1 HIV/AIDS

Figure 5: HIV prevalence among injecting drug users in the UK<sup>58</sup>



Source: Communicable Disease Surveillance Centre, Health Protection Agency; Centre for Research on Drugs and Health Behaviour, Imperial College London.

The agency figures for HIV prevalence among IDUs in London peaked in 2001 and are now starting to decrease. In the UK, agency figures have been relatively similar over recent years, but showed a marked increase in 2003 (see Figure 5).

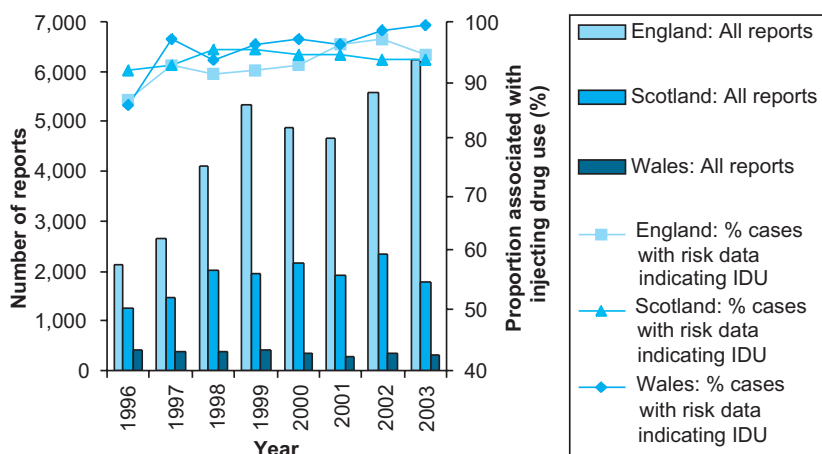
### 6.3.2 Viral hepatitis

Prevalence of hepatitis B (HBV) remains the same as 2002 (20% of IDUs). Prevalence of HCV among injectors increased to 41 per cent (1,081 of 2,615) in 2003, from 36 per cent in 1998 in England and Wales (1,151 of 3,188; Hope *et al.* 2001). Prevalence among recent initiates (those who began injecting in the last three years) has also increased from eight per cent in 1998 to 17 per cent in 2003 in England, Wales and Northern Ireland (Health Protection Agency 2004a).

Figure 6 shows the total number of HCV reports to be increasing for all infection routes, and for the proportion associated with injecting drug use (which account for the majority of cases).

<sup>58</sup> The figure includes information for Northern Ireland from 2002.

Figure 6: Hepatitis C laboratory reports in the United Kingdom<sup>59</sup>



Source: Communicable Disease Surveillance Centre, Health Protection Agency; Scottish Centre for Infection and Environmental Health.

### 6.3.3 Sexually transmitted diseases

There is no new information available for 2003. However, the Health Protection Agency will be publishing a report in 2004 addressing sexually transmitted diseases, and within that will assess the situation for IDUs (Health Protection Agency 2004b). However, this was not in print in time for this publication.

### 6.3.4 Tuberculosis

Individuals can be more at risk of contracting Tuberculosis if they inject drugs<sup>60</sup>.

There is no new information available for 2003. However, the Department of Health will be releasing an action plan in 2004 to address Tuberculosis<sup>61</sup>, which was not in print in time for this publication.

### 6.3.5 Other infectious morbidity

While tetanus has rarely been reported in IDUs (Rushdy *et al.* 2003), an outbreak occurred in 2003 and is ongoing: 14 cases were reported between July 2003 and January 2004 (Hahné *et al.* 2004). The majority of cases had generalised tetanus and one case is known to have died. Seven out of nine cases, for whom information on the method of injection was available, reported subcutaneous injection of heroin ('skin popping'). This outbreak was probably due to contamination of heroin with tetanus spores. There were also five cases of reports of *Clostridium histolyticum* infection among IDUs from December 2003 (Health Protection Agency 2003c) and 27 cases of wound botulism from January to August in 2004 (Health Protection Agency 2004c).

### 6.3.6 Research

A community survey of at least 800 IDUs is underway at four sites (Devon, Bristol,

<sup>59</sup> England and Wales, and Scotland have different case definitions.

<sup>60</sup> Please refer to [http://www.ukhra.org/practice\\_development/tuberculosis.html](http://www.ukhra.org/practice_development/tuberculosis.html), or [http://news.bbc.co.uk/2/hi/health/medical\\_notes/100618.stm](http://news.bbc.co.uk/2/hi/health/medical_notes/100618.stm).

<sup>61</sup> Please refer to [http://www.dh.gov.uk/PublicationsAndStatistics/Publications/PublicationsPolicyAndGuidance/PublicationsPolicyAndGuidanceArticle/fs/en?CONTENT\\_ID=4090417&chk=DsgbSP](http://www.dh.gov.uk/PublicationsAndStatistics/Publications/PublicationsPolicyAndGuidance/PublicationsPolicyAndGuidanceArticle/fs/en?CONTENT_ID=4090417&chk=DsgbSP)

Greater Manchester, and Middlesborough and Teeside). This survey of blood borne viruses and injecting risk behaviour has been designed to aid the interpretation of routine data collected by the UAPMP's survey of IDUs attending drug agencies, and is a collaborative project between CDSC and Imperial College, London.

## 6.4 Psychiatric comorbidity (dual diagnosis)

Research published in 2003 estimated that from 1993 to 1998, there were at least 195,000 comorbid patients and 3.5 million general practitioner (GP) consultations involving such patients in England and Wales (Frischer *et al.* 2003). Eighty to 90 per cent of patients consulting for both drug abuse and mental illness do so for the first time. The level of comorbidity is increasing at a higher rate among younger patients, which indicates that comorbidity may increase in future years. Approximately one-third of psychiatric discharges involve a supplementary rather than a main diagnosis of drug use. In these cases, the most common diagnoses were: schizophrenia, mood (affective) disorders, and alcohol misuse.

Last year's report (UK Focal Point 2003) provides a comprehensive account of comorbidity.

## 6.5 Other drug-related health correlates and consequences

### 6.5.1 Maternal Drug Use

There is little reliable information about the numbers of pregnant females who use drugs, though in Scotland, it is reported that the number of pregnancies involving female drug users has risen over recent years from 2.4 in 1997/98 to 4.8 per 1,000 maternities in the general population in 2003. This is set against an underlying decrease in the total number of maternities. Sixty-seven per cent of the babies born to women known to be using drugs were full-term and of normal birth weight, compared to 90 per cent of all live births (ISD 2004).

### 6.5.2 Somatic comorbidity (as abscesses, sepses, endocarditis, dental health etc.)

There is no new information available for 2003. Please refer to the Health Protection Agency for details of their published reports on severe systematic sepsis, botulism and tetanus in IDUs<sup>62</sup>.

### 6.5.3 Non-fatal drug emergencies

There is no new information available for 2003, please refer to UK Focal Point (2003) Chapter 3.4 for further information.

### 6.5.4 Driving and other accidents

Results from a recent study show that at least one medicinal or illicit drug was detected in 24.1 per cent of the sample of 1,184 fatal road accident casualties<sup>63</sup> (Tunbridge *et al.* 2001). In an earlier study carried out between 1985 and 1987, comparable drugs were detected in 7.4 per cent of the sample (Everest *et al.* 1989). Of the 1,184 fatal casualties 17.7 per cent tested positive for a single drug and 6.3 per cent tested positive for multiple drug presence. Thus, one quarter of the drug incidence involved multiple drug use. This contrasts sharply with the previous survey in which only 5.3 per cent of those who had consumed drugs had used multiple drugs. This suggests an increase in multiple drug use.

<sup>62</sup> Please see [www.hpa.org.uk](http://www.hpa.org.uk).

<sup>63</sup> The sample was taken from road users aged 16 or over, who had died within 12 hours of being involved in a road traffic accident.

## 7. Responses to health correlates and consequences

### 7.1 Overview

Drug-related deaths (DRDs), infectious diseases, comorbidity and other health consequences are key policy issues within UK Drug Strategy (Drugs Strategy Directorate 2002a).

#### 7.1.1 Drug-related deaths

Government plans are to reduce DRDs by 20 per cent by 2004, from a national baseline of 1,568 deaths, set in 1999. This is to be achieved through a number of campaigns, treatment initiatives, better surveillance and monitoring, and research (DH 2001a).

#### 7.1.2 Drug-related infectious diseases

In the 1980s, UK drug policy was led by a public health approach aiming to contain HIV transmission. The subsequent action is regarded as having been successful in containing HIV amongst injecting drug users (IDUs) by harm reduction approaches such as providing free needles and syringes, and promoting the safe disposal of used equipment (Stimson 1995; McVeigh *et al.* 2003). Needle and syringe exchange is now offered through a range of services: specialist syringe exchanges, specialist drug services, detached outreach, mobile syringe exchanges, pharmacy-based syringe exchanges, and Accident & Emergency services. There are no national data currently available; however, it has been estimated that 27 million syringes were distributed from approximately 2,000 sites in 1997, of which 25 million were distributed in England, and a million each in Wales and Scotland (Parsons *et al.* 2002). Scotland has ongoing data on the extent and level of provision<sup>64</sup>. In 2000, funding was made available to develop a free needle and syringe exchange scheme in community pharmacies in Northern Ireland. With input from community pharmacists and other expert advisors, and taking account of models of best practice developed elsewhere, the Northern Ireland Needle and Syringe Exchange Scheme (NSES) was introduced in April 2001. Initially five pharmacies were involved in the scheme but by the end of 2003/04, there were nine. Pharmacies were chosen based on their willingness to participate, their location, and the assessed need for needle exchange in the locality. In 2002/03, 67,516 syringes were issued.

Other actions to reduce infection include: information campaigns on safer sex and safer injecting; and HIV/AIDS, hepatitis B and C (HCV) counselling, support and testing. The *Hepatitis C Strategy for England* recommends, as a national standard of good practice, that all those attending specialist drug treatment services are offered HCV testing, and immunisation against hepatitis B (DH 2002d). Treatment for infectious diseases is provided as part of the NHS, including the provision of anti-retroviral treatment for HIV and treatment for HCV; both are included in national guidelines (NICE 2004). Treatment for wound infections is available through primary care, and Accident and Emergency departments. In some areas, wound care is also available from needle exchange schemes and through some specialist drug services. Those in prison have access to HIV and hepatitis testing, and vaccination against hepatitis B.

#### 7.1.3 Psychiatric comorbidity (dual diagnosis)

In 2001, the Health Advisory Service published the standards on caring for patients with substance use and psychiatric problems (comorbidity or dual diagnosis) for England and

---

<sup>64</sup>See <http://www.drugmisuse.isdscotland.org.uk>.

Wales (HAS 2001b). *Models of care* provides detailed guidance on the provision of services (DH 2002b), cross-referencing the *Dual diagnosis good practice guide* (DH 2002e). These set out policy and good practice in the provision of mental health services for people with severe mental health problems who are also experiencing difficulties with any drug, including alcohol. They reaffirm dual diagnosis as 'core business' and a priority for mainstream mental health services, and emphasise the need for mainstream mental health services to work in partnership with other agencies, such as substance use services and Drug (and Alcohol) Action Teams (D(A)ATs). Local Implementation Teams (LITs) are charged with implementing the policy requirements described in the guide, working in partnership with D(A)ATs.

#### 7.1.4 Interventions related to other health correlates and consequences

Maternity services are expected to provide appropriate facilities for the needs of pregnant drug users and their babies.

## 7.2 Prevention of drug-related deaths

Using the definition of the UK Drug Strategy for DRDs, the figure of 1,952 deaths is about 430 above the target figure for 2004 (that of 1,254). To reduce the number, different strategies are being adopted, in England, the National Treatment Agency for Substance Misuse (NTA)<sup>65</sup> has developed a range of programmes including:

- new guidance and information for generic services;
- guidance for all drug treatment providers and commissioners on overdose and delayed death due to blood-borne viruses (NTA 2003e);
- a range of materials for drug users awaiting structured drug treatment on how to reduce the risk of overdose and blood-borne infections;
- various materials, posters, credit card-sized leaflets etc. targeting under-served drug users such as young people leaving care, those leaving prison, drug treatment detoxification and rehabilitation, the homeless, crack or stimulant users in police custody suites; and
- funding 10 black and minority ethnic communities, which had previously undertaken a drug needs assessment for their local groups, to produce materials specifically in their own language.

The Department of Health has published guidance for D(A)ATs on providing resuscitation training for drug users<sup>66</sup>.

Funding has also been provided for work in the following areas:

- the use of naloxone to prevent overdose by the ambulance service and the National Patients' Safety Agency (NPSA);
- the use of "take home" naloxone; and
- an evaluation of supervised consumption of methadone administration by pharmacists.

### 7.2.1 Prison service

With reportedly high rates of overdose amongst prisoners released from custody (ONS and National Addiction Centre 2003), the Prison Service for England and Wales is drafting a new clinical standard, not only to combat the risk of suicide during drug withdrawal, but also the risk of fatal overdose upon release from prison.

<sup>65</sup> See <http://www.nta.nhs.uk/programme/drd3.htm>.

<sup>66</sup> See <http://www.doh.gov.uk/drugs/polguide.htm>.

The Scottish Prison Service (SPS) has undertaken a number of initiatives including:

- participation in D(A)AT DRD Steering Groups;
- an analysis of prison health care records and addiction case management files of all prisoners who were victims of DRDs within six months of release (2002);
- a review of clinical prescribing practices in order to reduce the risk of fatal overdose upon release (this will report in the near future);
- a review of the National Induction Process and as such SPS has introduced a harm reduction awareness session for all prisoners on admission;
- with the Scottish Executive Know the Score Campaign, SPS has produced a range of harm reduction material for all offenders, including young offenders; and
- a new addictions policy advocating a treatment and integrated care focus, with the aim to reduce DRDs amongst prisoners on release.

### 7.2.2 Volatile substances

In 2003, the Scottish Executive piloted an awareness campaign on the law governing the sale of volatile substances, which is to be rolled out across Scotland. In Northern Ireland, a review of effective interventions has been undertaken by the Health Promotion Agency, with an information pack being distributed to retailers (Health Promotion Agency 2003b) and parents (Health Promotion Agency 2003c). The Department of Health is currently developing an action plan for England and Wales.

### 7.2.3 Safer use training

Safer drug use training has been instigated as part of NTA guidance to reduce DRDs (see Chapter 7.2).

## 7.3 Prevention and treatment of drug-related infectious diseases

### 7.3.1 Prevention

In 2003, funding was provided through the Scottish Executive's Drug Misuse Research Programme to undertake an in-depth observational study of the injecting practices of IDUs in Glasgow focusing on practices that could potentially facilitate the transmission of HCV (EIU 2004d). This showed there are multiple ways in which IDUs put themselves at risk including: reusing others' needles or syringes; preparing or drawing up drug solute for more than one injector; and sharing cookers, filters and water. The findings emphasise the importance of:

- having the means to use sterile equipment for each injecting episode;
- ensuring IDUs understand the importance of distinguishing each other's equipment; and
- ensuring IDUs understand how injecting equipment can become contaminated.

The report suggested the provision of safe injecting rooms would help address the needs of those who have to inject outdoors. The importance of such issues in preventing drug-related infectious diseases has meant that legislation in the UK now allows the legal provision of injecting equipment other than needles and syringes by health services, with the aim of reducing the sharing of this equipment (see Chapter 1.2.3).

In addition, the *Hepatitis C Action Plan for England* was launched in June 2004 (DH 2004). It prioritises prevention of infection and disease progression. Actions include:

- monitoring trends in infection;
- evaluating the effectiveness of prevention measures;
- increasing awareness and reducing the number of undiagnosed infections;

- the provision of high-quality health and social care services; and
- co-ordinating assessment and treatment.

For drug users specifically, new action will include:

- health promotion information explaining the risks of injecting and how to avoid blood borne viruses to be given to all young people entering the criminal justice system;
- information about how to avoid infection while abroad; and
- an audit of needle exchange schemes.

Its launch was accompanied by a professional awareness campaign with an information pack sent out to primary care professionals. Also being launched is the NHS HCV awareness website<sup>67</sup>. In autumn 2004, a publicity campaign will continue to raise awareness by addressing how to avoid the risk of infection, and promoting testing and treatment. In addition, national standards for commissioning, delivery and monitoring of the syringe exchange services are being established (NTA 2003f).

The Scottish Executive is currently developing their action plan, due to be launched in autumn 2004. They have already introduced a range of measures, these include:

- revising guidelines to permit a substantial increase in the number of needles and syringes which can be supplied to drug users;
- a range of information materials to drug services and prisons across Scotland;
- issuing HCV materials for professionals and patients;
- establishing a national database of patients diagnosed with hepatitis to help evaluate the effectiveness of treatment; and
- the development of a two-tiered HCV awareness campaign by the Scottish Centre for Infection and Environmental Health (SCIEH), aimed at the general population and at high risk groups, and in particular ex and current IDUs.

### Research

A community-wide survey of 500 injectors is being conducted in Glasgow. The survey aims to determine whether increasing the supply of sterile needles and syringes to IDUs will decrease the frequency of equipment sharing.

A study addressing injecting drug use in areas of England (Brighton, Liverpool and London) has suggested that the coverage of needle and syringe exchange services may be insufficient to prevent infection (Hickman *et al.* 2004; see Chapter 4.2.2).

### 7.3.2 Counselling and testing

In 2003, with £1 million (€1.4 million) Department of Health funding, the NTA commissioned a range of services to promote the uptake of HCV testing. Proposals were required to clearly demonstrate good project planning and the expected impact on the target population. Projects included:

- the production and distribution of HCV related literature;
- community and outreach initiatives;
- pre-test counselling;
- blood testing;
- post-test counselling and support;
- work to develop and define the HCV testing care pathways; and
- training to support delivery of this care pathway.

<sup>67</sup> See <http://www.hepc.nhs.uk>.



A cluster trial examining whether the introduction of dried blood spot collection at drug agencies and prisons increases the uptake of HCV testing among IDUs is being conducted by Imperial College, London.

### 7.3.3 Infectious disease treatment

The *Hepatitis Action Plan for England*, published in 2004, will prioritise treatment.

## 7.4 Interventions related to psychiatric comorbidity

Implementation of guidance on caring for people with drug-use and psychiatric problems (see Chapter 7.1.3) is on-going. The Scottish Executive has published similar guidance (SACDM and SACAM 2003). The Scottish Executive plans to improve education and awareness, and is looking towards more effective planning, and delivery of care and treatment services (Scottish Executive 2003c).

### 7.4.1 Research

A multi-method needs assessment of dual diagnosis in primary care will develop a screening and assessment tool to identify dual diagnosis. It will assess the prevalence of dual diagnosis and related health, social and lifestyle needs across a range of treatment services (Strathdee *et al.* 2003). A two-tier assessment process was developed for the project: a brief screen to identify at-risk dual diagnosis cases (taking 7 to 10 minutes); and for clients screening positive, a comprehensive 45 to 60 minute assessment. This will be used in routine clinical practice through an educational outreach training model.

## 7.5 Interventions related to other health correlates and consequences

A maternity module is being developed within a new Children's National Service Framework, setting standards for pregnant drug users and making services more flexible and accessible. The Scottish Executive published information on working with pregnant drug users in its guidance on working with families (Scottish Executive 2003b).

### 7.5.1 Prevention and reduction of driving accidents related to drug use

The Home Office has developed a toolkit on drugs and driving<sup>68</sup>. Information campaigns are to begin in England, Wales and Scotland, including a website aimed at young people<sup>69</sup>. The Scottish Executive and the Scottish Road Safety Campaign evaluation of a recent TV advert aimed at discouraging people from driving under the influence of drugs found awareness of the campaign to be high (76%) and their understanding to be good. However, the overall impact was undermined by doubts about the credibility of the enforcement message, in particular that actors appeared to be drunk rather than on drugs (Ormston 2003).

---

<sup>68</sup> For more information see <http://www.drugs.gov.uk>.

<sup>69</sup> See <http://www.drugs.gov.uk/News/1017067613>.

## 8. Social correlates and consequences

### 8.1 Overview

Evidence suggests that there is a strong relationship between drug use and certain characteristics of social exclusion. The correlates include: street homelessness (Randall and Britton 2002); begging (Jowett *et al.* 2001); selling sex on the street (Hester and Westmarland 2004); unemployment (Klee *et al.* 2002); and lack of educational achievement, truancy and school exclusion (NatCen/NFER 2003).

The number of cases dealt with under the law for drug offences (possession and supply<sup>70</sup>) has generally increased since 1990 (Ahmad and Mwenda 2004). Furthermore, although drug users commit a significant amount of crime, a causal relationship cannot be firmly established (Coid *et al.* 2000). However, between a half and two thirds of those in custody are reported to be problem drug users (HM Prison Service 2004b; ISD 2004), less so in Northern Ireland (House of Commons Northern Ireland Affairs Committee 2003).

Drug use can also give rise to dangers associated with safety in the workplace, and productivity (Drugs Strategy Directorate 2004b).

Latest cost estimates are based on the study by Godfrey *et al.* (2002) and are for 2000. It was estimated that drugs cost UK society between £11.1 and £20 billion (€15.8 and €28.2 billion) a year.

### 8.2 Social exclusion

#### 8.2.1 Homelessness

See Chapter 2.4.3 for research concerning homeless young people and drug use and UK Focal Point (2003) Chapter 4.1.

#### 8.2.2 Unemployment

There is no new information available for 2003. Please refer to UK Focal Point (2003) Chapter 4.1.

#### 8.2.3 School drop out

There is no new data available for 2003, please refer to Goulden & Sondhi (2001) for further information.

#### 8.2.4 Financial problems

There is no new information available for 2003. Please refer to EIU (2002) for further information.

#### 8.2.5 Social networks

There is no new information available for 2003. Please refer to Belcher and Shinitzky (1998) and National Institute for Drug Abuse (NIDA 1998) for further information.

---

<sup>70</sup> Drug use *per se* is not an offence, though it is against prison rules.

## 8.3 Drug-related crime

### 8.3.1 Drug offences

Latest figures for drug offences in the UK (Ahmad and Mwenda 2004) show that over 113,000 persons were found guilty, cautioned or fined for drug offences in 2002; a 10 per cent rise from the previous year (102,610). The majority (90%) were male and 40 per cent were aged under 21. It is of note that in Northern Ireland, there were 1,924 drugs offences recorded in 2002/03, a 74 per cent increase on the previous year.

#### *Possession and supply*

Having fallen in recent years, unlawful possession offences rose by 11 per cent between 2001 and 2002 to 102,160. This accounted for 90 per cent of drug offences in the UK. The majority were cannabis offences (76%, 72,850), a rise of 15 per cent from 2001. However, there was a fall in the possession of heroin (7% to 8,430), ecstasy (13% to 4,530), LSD (one third to 70) and methadone (19% to 302). Crack offences rose to over 1,000. Cocaine offences rose by 21 per cent to 4,030.

The numbers convicted for unlawful supply continued to fall, albeit by less than one per cent to 4,830. Heroin accounted for the highest number of these offences (1,500) - the same as the previous year. Cannabis accounted for 1,150 (34% of supply convictions) - a fall of five per cent from 2001. Ecstasy offences also fell (by 4% to 520). There was a 25 per cent rise in convictions for the supply of cocaine: up to 440.

The number charged with possession with intent to supply continued to fall (5,980); cannabis accounted for 1,860 (31%; 38% in 2001 of possession offences).

After a fall in 2001, the number of convictions for the unlawful production of illicit substances rose 17 per cent to 2,060. The majority of these offences were cannabis-related - with 1,940 convictions for production.

#### *Trafficking*

Unlawful import or export offences have continued to decline in 2002 to 1,740.

### 8.3.2 Other drug-related crime

#### *Acquisitive crime*

The New English and Welsh Arrestee Drug Abuse Monitoring (NEW-ADAM) programme took place between 1999 and 2002 (see UK Focal Point 2003). A final evaluation has now been completed after interviewing 3,064 arrestees in custody suites in England (Holloway *et al.* 2004). Data from the first two years of the survey showed a strong association between drug use and acquisitive offending: 69 per cent of arrestees tested positive for any drug, 48 per cent for cannabis and over a third (38%) for opiates and/or cocaine. There was a strong association between self-reported drug use, particularly heroin and cocaine, and self-reported acquisitive offending in the year before interview.

Drug-using arrestees reported significantly higher levels of illegal income than those who did not use drugs; those reporting use of heroin, cocaine and crack in the last 12 months reported a mean annual illegal income of more than £24,000 (€34,000), four times greater than those who had not used illicit drugs (£5,763 or €8,200). Drug-using repeat offenders, 18 per cent of the sample, were responsible for 70 per cent of the total number of acquisitive offences reported.

The NEW-ADAM programme has been reviewed as part of a programme to improve measures of drug-related crime. As part of these measures a new continuous Arrestee Survey commenced in September 2003 in a representative sample of 60 custody suites in England and Wales. This involves computer assisted self-interviewing, covering: self-reported offending, self-reported drug use, information on sources of illegal drugs, past experience of drug treatment and Arrest Referral, other aspects of the Drugs Intervention Programme (DIP)<sup>71</sup> and drug testing arrestees. The target sample size was 9,000 arrestees.

In addition, a number of other information tools are being developed, for example, the Offenders Index (a register of all people convicted of a 'standard list' offence in courts in England and Wales) and Recorded Crime Statistics.

### *Property crimes*

There is no new information available for 2003. Please refer to DrugScope (2001).

### *Illegal prostitution*

There is no new information available for 2003. However, the Home Office will be releasing a consultation paper in 2004<sup>72</sup>, which will not be in print at the time of this publication.

### *Prescription offences*

Please refer to MHRA (Medicines and Healthcare products Regulatory Agency) for further information<sup>73</sup>.

### *Violence under the influence*

There is no new information available for 2003. The most recent and relevant studies on this topic are from outside of the UK (Nash Parker and Auerhahn 1998; Erikson 2001).

### *Driving offences*

Please refer to Chapters 6.5.4 and 7.5.1.

## **8.4 Drug use in prison**

In 2003, it was reported that 55 per cent of those entering prison in England and Wales were problematic drug users (HM Prison Service 2004b).

More detailed information is available only for Scotland who undertake a Reception Study each year; during one month a random sample of prisoners are tested on admission to some prisons. The Reception Study was expanded to cover all Scottish Prison Service establishments in 2003; information from this extended study is not currently available. Due to the period between last drug use and testing after entry to prison, urine test results may under report drugs such as heroin. In 2003, 66 per cent of urine tests were positive for drugs, a fall from 73 per cent in 1998/99. This fall was reflected in detections of all drugs apart from methadone and Temgesic. Cannabis (34%), benzodiazepines (30%) and opiates (excluding methadone) (24%) were most commonly detected (ISD 2004).

---

<sup>71</sup> The Drugs Intervention Programme was originally launched as the Criminal Justice Interventions Programme but was re-named in October 2004.

<sup>72</sup> Please refer to [http://www.homeoffice.gov.uk/docs3/paying\\_the\\_price.html](http://www.homeoffice.gov.uk/docs3/paying_the_price.html).

<sup>73</sup> This can be accessed through [www.mca.gov.uk](http://www.mca.gov.uk) or [www.mrha.gov.uk](http://www.mrha.gov.uk).

Since the introduction of Mandatory Drug Testing (MDT) in prisons in England and Wales, the proportion testing positive for drugs has reduced from 24.4 per cent in 1996/97 to 11.7 per cent in 2003 (HM Prison Service 2004b). In 2002/03, in Scotland, 17 per cent of tests were positive, which has remained unchanged over that past five years. In Scotland, the drugs most frequently detected were cannabis and opiates, both 12 per cent (ISD 2004).

Research into substance use has been conducted among 301 women in both remand and sentenced populations across England (Borrill *et al.* 2003). Eighty-one per cent of the participants reported having ever used drugs, 77 per cent having ever used cannabis, and half having used crack, heroin, tranquillisers and amphetamines at some time. Forty-nine per cent, according to the Severity Dependence Scale (SDS), were rated as dependent while 31 per cent had injected at some time. White women were more likely to have a drug use problem than other ethnic groups.

### **8.5 Social costs**

There is no new information available for 2003. Please refer to UK Focal Point (2003) Chapter 4.3.

## 9. Responses to social correlates and consequences

### 9.1 Overview

As was discussed in Chapter 8.1, drug use can be linked to the characteristics of social exclusion. The Government set up the Social Exclusion Unit in 1997 and, in addition, the UK Drug Strategy aims to improve the country's most deprived neighbourhoods by raising standards of employment, educational attainment, housing and health, and by lowering crime rates (Drugs Strategy Directorate 2002a). These are also Government objectives for UK society in general, so there is a close link between the Strategy and other central Government initiatives. Several initiatives have come into force that tackle the issues associated with social exclusion.

Communities Against Drugs (CAD), which ran from 2001/02 to 2003/04, provided funding to build communities that are resistant to drugs. The work of this initiative has now been subsumed into a larger generic funding programme, the Building Safer Communities Programme, administered by the Crime Reduction teams within the Regional Government Offices to reduce bureaucracy, and give flexibility to local partnerships to deliver their priorities on crime and drugs.

The Homelessness Directorate, set up in 2002, coordinates homelessness policy nationally (DTLR 2002), but homelessness issues are also addressed in the UK Drug Strategy and the Strategy on Rough Sleepers. There has been joint work between the Homelessness Directorate and the National Treatment Agency for Substance Misuse (NTA) to build treatment services that are responsive to the needs of the homeless (Randall *et al.* 2002). In Scotland, the Homelessness Task Force has responsibility for improving interventions.

The progress2work (p2w) programme, initiated in 2002, provides support for clients who have made sufficient progress in their recovery to be drug free or stabilised, but whose history of drug use is likely to be a significant factor in preventing them from getting or keeping a job. Led by the Department of Work and Pensions, it is a cross Government initiative advised by an inter-departmental group. Representation on the group includes officials from the Home Office, Prison Service, NTA, Welsh Assembly and Scottish Executive (see UK Focal Point 2003).

The updated Prison Service Drug Strategy for England and Wales aims to reduce the supply of illegal drugs into prison through a range of practical initiatives, and to reduce the demand for drugs amongst prisoners through effective treatment (HM Prison Service 2002). Initiatives include (HM Prison Service 2004c):

- mandatory drug testing (MDT);
- clinical help with withdrawal, which is available at all local and remand prisons;
- substitution treatment, which is offered in all female and some male prisons (for those on remand or serving a short sentence who have been being maintained on methadone in the community, with evidence of current engagement in a community programme having been beneficial; for those who are HIV positive and/or terminally ill and who are already on methadone maintenance);
- low threshold counselling, assessment, referral, advice and through-care services (CARATs); and
- intensive drug treatment programmes, which are available in some prisons and include cognitive-behavioural treatment, 12-Step and Therapeutic Communities (TCs).

## 9.2 Social re-integration

### 9.2.1 Housing

Local Authorities introduced the Supporting People Programme in April 2003 as a new way of funding supported accommodation. It receives more than £25 million (€35.3 million) each year, and is aimed at marginalised groups generally, encompassing drug users within that client group.

### 9.2.2 Education and training

Positive Futures, the national sports-based social inclusion programme for young people aged 10 to 19 years, offers opportunities to engage in employment, education and training (see Chapter 3). Research shows that Positive Futures, which operates on a voluntary basis, has so far attracted nearly 35,000 young people (mostly aged 10 to 16 years). Just under 85 per cent are reported to have developed a meaningful relationship with the project and have shown encouraging signs of progression. In the past year, nearly 14,000 young people achieved at least one of the following:

- improving their educational performance;
- undertaking training;
- joining the labour market;
- joining local sports clubs;
- improving their social relations; or
- making personal development progress (Drugs Strategy Directorate 2004c).

### 9.2.3 Employment

p2w will be rolled out across the UK in 2004. The scheme has already been subject to an external evaluation by York Consulting<sup>74</sup>. This initial qualitative study examined the start up phase of the first pathfinder services and has been used to inform the roll-out to subsequent districts. A full impact evaluation was planned to begin in 2004 involving tracking a sample of clients through the whole p2w process. However, the bid for funding this work has been suspended due to competing analytical priorities. In the meantime, p2w will be subject to regular (quarterly) performance review drawing on the regular management information collected from providers by Jobcentre Plus.

Early indications from Jobcentre Plus (2004), who are responsible for the programme, suggest that interest has been high and that it is successfully helping people recovering from drug use to get back into the labour market and overcome additional barriers to work such as a lack of stable accommodation and a criminal record.

### 9.2.4 School drop out

There is no new data available for 2003. Please refer to Goulden & Sondhi (2001) for further information.

### 9.2.5 Financial Problems

There is no new information available for 2003. Please refer to EIU (2002) for further information.

### 9.2.6 Social networks

There is no new information available for 2003. Please refer to NIDA (1998) for further information.

---

<sup>74</sup> Please see [http://www.yorkconsulting.co.uk/areas\\_of\\_expertise\\_9\\_employment\\_progress2work\\_evaluation.htm](http://www.yorkconsulting.co.uk/areas_of_expertise_9_employment_progress2work_evaluation.htm) for further information.

## 9.3 Prevention of drug-related crime

### 9.3.1 Assistance to drug users in prisons

#### *Prevention*

##### *Drug testing and drug free units*

The target for reducing the proportion of positive results from random MDTs in England and Wales for 2003/04 to 10 per cent was not achieved: 11.7 per cent tested positive was achieved, although the overall rate has halved since 1997 when 24.4 per cent tested positive (HM Prison Service 2004b). Over 28,000 prisoners signed a compact during 2003/04 for Voluntary Drug Testing (VDT) (HM Prison Service 2004b, 2004c). The *Prison (Amendment) (Northern Ireland) Order 2004, Statutory Instrument 2004 No. 704 (N.I. 5)* will allow for mandatory testing for both drugs and alcohol for the first time in Northern Ireland.

##### *Supply reduction*

A visitor's ban policy remains in place (banning those who have attempted to bring drugs into prison). Increased numbers of drug dogs have been made available, as has provision for closed circuit television (CCTV) in visitor areas. Ongoing work includes a project on the supply routes and research into electronic drug detection equipment. New guidance on supply reduction was circulated in November 2003 for England and Wales, ensuring successful anti-smuggling and detection initiatives are replicated in all prisons, as well as helping prisons to review performance and develop improvement plans (HM Prison Service 2004c).

##### *Harm reduction measures*

CARATs are to extend pre-release interventions to include overdose awareness cards and videos depicting the risks of restarting opiate use.

The Prison Service is exploring ways of making the policy on condom provision clearer and more uniformly applied. However, at the moment prison health care staff in England and Wales have been reminded that they should prescribe condoms, where in their clinical judgement, there is a known risk of HIV infection (CDSC 2003).

There are no present plans to introduce a needle exchange scheme.

Blood-borne virus testing is provided and a programme of hepatitis B vaccination will be available in 71 of 137 prisons in England and Wales by the end of 2003 (including all prisons accommodating young persons). Between January and June 2003, over 6,800 prisoners received at least one dose of hepatitis B vaccine and 3,200 completed a vaccination course.

#### *Treatment*

There are a number of programmes providing assistance to drug users in prisons:

A CARATs review, in England and Wales aimed at delivering a more 'rounded' service began in 2003; the final report is not yet published. The target for CARATs was to have performed 25,000 assessments in 2004, and this was surpassed with 49,770 undertaken in 2003/04 (HM Prison Service 2004c).

Between 2003 and 2006, healthcare services in all non-private prisons in England will become part of the National Health Service (NHS). This will mean prison health care is



financially administered by local health trusts (Primary Care Trusts) and will enhance the opportunity for linking with a full range of community health service provision.

During 2003/04, prisons offered 60 intensive drug rehabilitation programmes and Therapeutic Communities (40 cognitive behavioural therapy programmes, 15 '12-Step' programmes and 5 TCs). All drug programmes are to be accredited by the independent Correctional Services Accreditation Panel by March 2004. However, although the number of programmes being run has increased considerably, the number of drug users successfully completing programmes remains small.

In England and Wales, clinical services (detoxification and maintenance-prescribing programmes) remain available in all local and remand prisons. Clinical management has continued to grow with nearly 58,000 treatments in 2003/04, 14 per cent more than the previous year. The majority of interventions were prescribed detoxification regimes. The Prison Health Department (England and Wales) reviewed its policy towards clinical management of substance use in light of a number of factors (HM Prison Service 2004d):

- a growing problem of suicide and self-harm during drug withdrawal;
- management problems during drug withdrawal, including drug smuggling and acts of violence towards staff and other prisoners;
- risk of fatal overdose in the first few days following release from prison;
- the need to provide clinical services in line with the NHS and international good practice; and
- in line with the Drugs Intervention Programme (DIP)<sup>75</sup>, to facilitate continuity of treatment for individuals entering prison on a community methadone or buprenorphine prescription.

This review has resulted in the drafting of a new clinical model, the principal elements of which are (HM Prison Service 2004):

- prescribed management of withdrawal on the first night of custody, informed by the reception health-screen and assessment;
- where possible, location of prisoners within a unit that offers access to unrestricted 24-hour observation;
- for opiate-dependent patients, stabilisation on medication for at least five days prior to progression to one of the following treatments: standard detoxification (minimum duration of 14 days); extended detoxification (21 or more days) and maintenance (up to 13 weeks or beyond, depending on individual need);
- good quality joint working between clinical and CARAT teams;
- joint management and care planning by mental health in-reach services, and substance use problems where appropriate;
- ongoing reviews of all extended prescribing regimes, informed by random drug tests;
- provision of a 28 day psychosocial programme for all prisoners with problematic drug use; and
- all prescribed regimes are to be evidence-based, conforming to Prison Service Order 3550 (HM Prison Service 2001) and Department of Health *et al.* (1999) guidelines, and in accordance with the principles of clinical governance.

This model, due for publication in 2004, will bring prison clinical practice in line with *Models of Care* (DH 2002b).

---

<sup>75</sup> The Drugs Intervention Programme was originally launched as the Criminal Justice Interventions Programme but was re-named in October 2004.

Withdrawal management units were opened in four prisons (Leeds, Feltham, Birmingham and Eastwood Park) during 2003. Their enhanced services are to be evaluated to determine their influence on suicide and self-harm among vulnerable patient groups.

A national programme of clinical training has been completed, delivered jointly by St George's Hospital Medical School in London and Prison Health, across 12 locations to 270 clinicians working in prisons. To build further clinical competence, 30 doctors, nurses and pharmacists working in prisons were funded for entry into the Royal College of General Practitioners certificate course in substance use. A new phase of competence-based education, related to the training needs associated with the current clinical model, will be introduced in 2005/06.

A low-intensity Short Duration Programme (SDP) delivered to short-term and remand prisoners will be piloted in 2004. The SDP will provide intensive treatment to adults and young offenders whose time in prison would previously have precluded them from accessing intensive drug rehabilitation treatment. It is expected that this programme will reduce the 'revolving door' process (with many short-term prisoners returning to custody without the opportunity to engage in intensive treatment).

In Scotland, over 9,000 (67%) new receptions were offered an assessment for help with substance use; 7,271 (50%) undertook such an assessment (ISD 2004).

### *Social re-integration*

DIP has initiated measures to establish links with services in the community and help drug-using offenders reintegrate (see Chapter 12).

### *9.3.2 Alternatives to prison for drug users*

In the UK, alternatives to prison for drug users are referred to as non-custodial responses. DIP was launched in 2003 with the aim of more effectively channelling problem drug users from the criminal justice system into treatment programmes. Its key target group is drug-using persistent offenders (See Chapter 12).

### *9.3.3 Other interventions for prevention of drug-related crime*

#### *Interventions for drug-using young offenders*

All Youth Offending Teams (YOTs)<sup>76</sup> will, from April 2004, have to ensure all young offenders are screened for drug use. Those identified with treatment needs will receive appropriate specialist assessment within five working days, and following assessment, will receive access to the required early intervention and treatment services within ten working days.

#### *Driving Offences*

The *Railways and Transport Safety Act 2003* gives police the power to undertake preliminary tests of impairment and screening for drugs at the roadside.

---

<sup>76</sup> Youth Offending Teams are locally based multi-agency teams set up in every local authority area in England and Wales to respond to the needs of the young offender in a comprehensive way.

## 10. Drug markets

### 10.1 Overview

The latest data about the value of the UK drug market are for 1998 (Bramley-Harker 2001), suggesting a value of around £6.6 billion (€10.4bn). However, this is thought to be an underestimate and the methodology is being revisited in light of newly available data.

It remains difficult to provide reliable information about the availability and supply of drugs. Quantities can only be inferred from seizures, other law enforcement interventions, treatment figures and other data such as deaths. The exact relationship between supply and demand remains unclear at the macro level; however, widespread poly-drug use (SWPHO 2002) provides an incentive for traffickers to engage in multi-drug trafficking (NCIS 2003). A key factor in multi-drug trafficking is the convergence of the various drug trades, in the Netherlands and Spain, for logistical reasons. Both countries reluctantly host major foreign and British traffickers, or their representatives and criminal associates, who broker deals for UK-based groups. Nevertheless, the largest importers of heroin and cocaine tend to concentrate on a single commodity (NCIS 2003). These drugs then enter the UK market through a variety of different routes (see Table 12).

*Table 12: Importation routes of some illegal drugs entering the United Kingdom*

Drug	Origin	Importation route	Further details
Cocaine	Mainly Columbia, Peru and Bolivia.	Shipped across the Atlantic to the Iberian Peninsula, the Netherlands or increasingly to Central and Eastern Europe. Shipments are concealed in heavy goods vehicles and routed overland to the Channel and North Sea ports.	It is also smuggled into the UK by air couriers, arriving from South and Central America, and from the Caribbean.
Crack cocaine	It was thought that it was produced in the UK in small street-level quantities but there is now intelligence that it is being imported from the West Indies.	Evidence suggests the involvement of British Caucasians, West Africans and South Asians working both independently and collaboratively.	Intelligence indicates that the UK crack trade is becoming complex and dynamic, and that crack is often sold with heroin.
Ecstasy-type substances	Some ecstasy and other synthetic drugs are produced in the UK.	Ecstasy enters the UK market from Holland and Belgium through the ferry ports and Channel Tunnel.	Ecstasy is exported to Australia, Malaysia, South Africa and locations popular with British clubbers e.g. Ibiza.
Heroin	Mainly Afghanistan and the 'Golden Triangle'.	Much arrives via Northern Cyprus and Turkey in freight and passenger vehicles. The Channel Tunnel and air couriers are also used.	

Source: National Criminal Intelligence Service 2003<sup>77</sup>.

Information about seizures is provided by the Home Office Research and Statistics

<sup>77</sup> See the National Criminal Intelligence Service website: <http://www.ncis.co.uk>.

Directorate who collate figures provided by Customs and Excise, and the police. In general, seizures of cannabis and crack are increasing. Seizures of LSD are falling (Ahmad and Mwenda 2004).

Information on the average purity at street level of certain drugs and the content of tablets is provided by the Forensic Science Service (FSS). The purity of amphetamines, cocaine and brown heroin has fluctuated over the last few years.

Information on the average price of drugs is provided by the National Criminal Intelligence Service (NCIS). The prices of ecstasy, heroin and cocaine have been falling since 1998 although prices of cannabis leaves and resin, amphetamines and crack have remained largely similar.

Ease of access is often tied closely to patterns and levels of use, where the most commonly used drugs are usually also the most accessible (Condon and Smith 2003).

## 10.2 Availability and supply

### 10.2.1 Availability of drugs (perceived availability/access in population, other indicators)

There is no new information available for 2003, please refer to UK Focal Point (2003) in Chapter 10.

### 10.2.2 Production, sources of supply and trafficking patterns within countries as well as from and towards other countries

There has been no change in sources of supply and trafficking. Please see Table 12 in Chapter 10.1.

## 10.3 Seizures

Latest available information on seizures in the UK is for 2002 (Ahmad and Mwenda 2004). Seizures continued to rise in 2002, by five per cent to a total of 137,304. These are detailed for each drug in Figure 7, Figure 8 and Table 13.

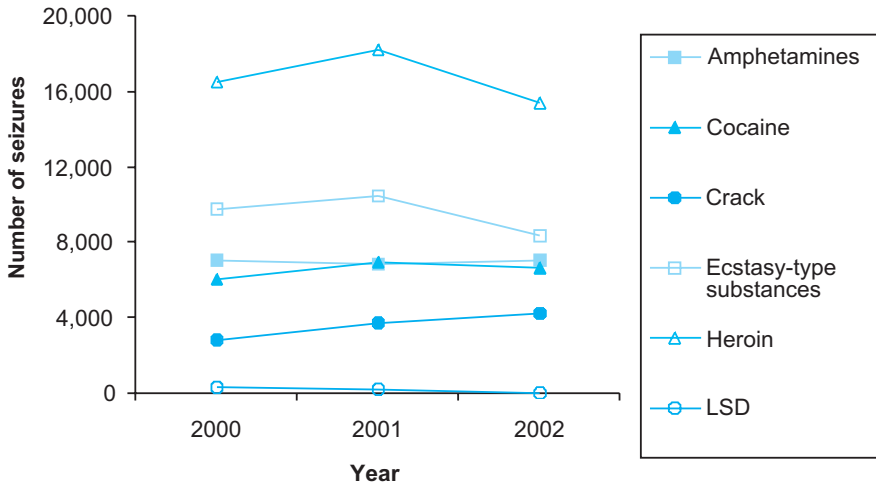
*Table 13: Number of seizures of illicit drugs made by all law enforcement agencies, United Kingdom*

Drug	2000	2001	2002
Cannabis (total)	93,750	96,460	102,390
Heroin	16,450	18,170	15,360
Cocaine	6,010	6,980	6,630
Crack	2,770	3,690	4,260
Amphetamines	7,080	6,830	6,990
Ecstasy-type substances	9,790	10,410	8,300
LSD	300	170	50

Source: Corkery and Airs 2001; Ahmad and Mwenda 2004.

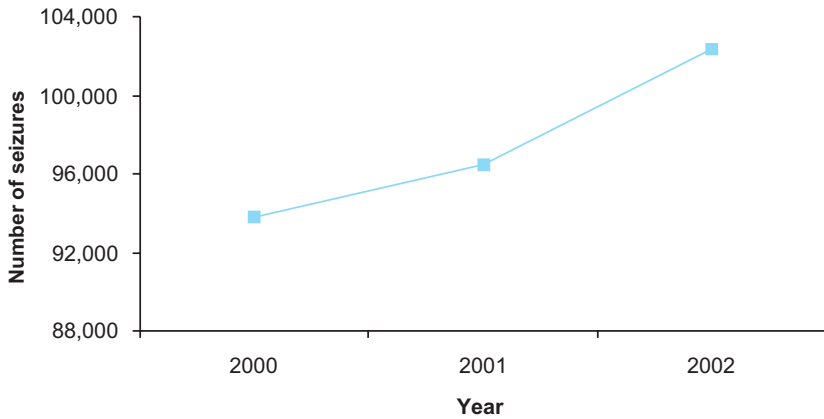
*Figure 7: Number of seizures of illicit drugs made by all law enforcement agencies,*

United Kingdom



Source: Corkery and Airs 2001; Ahmad and Mwenda 2004.

Figure 8: Number of seizures of cannabis made by all law enforcement agencies, United Kingdom



Source: Corkery and Airs 2001; Ahmad and Mwenda 2004.

10.4 Price/purity

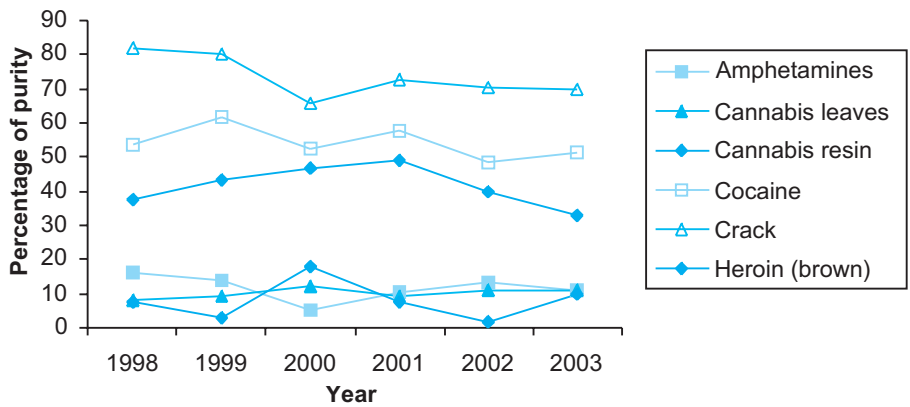
10.4.1 Price of drugs at street level

Generally, in 2003, the average price of illegal drugs continued to fall. However, specific figures were not available for comment at the time of publishing. Please refer to UK Focal Point (2003) for the latest available data.

10.4.2 Purity of drugs at street level and composition of drugs/tablets

Trends for 1995 to 2003 are shown in Figure 9. Over the last year, the purity of brown heroin fell to 33 per cent, cocaine purity increased to 51 per cent, and crack stayed the same (70% compared to 2002).

Figure 9: Street level average purity of illegal substances in England and Wales<sup>78</sup>



Source: Forensic Science Service (unpublished data).

<sup>78</sup> Note: for cannabis products, the percentage tetrahydrocannabinol (THC) content is shown; for other illicit drugs, the percentage of pure substance is shown.

# PART B

Selected issues

---





## PART B: SELECTED ISSUES

### 11. Buprenorphine, treatment, misuse and prescription practices

#### 11.1. Introduction

Buprenorphine, an analgesic, is a semi-synthetic derivative of opium, and acts as a partial agonist at opioid receptor sites in the brain. Methadone and heroin are pure agonists; they bind to receptors in the nervous system and produce effects such as euphoria and analgesia, as well as side effects such as respiratory depression. Antagonists, such as naltrexone and naloxone, can displace agonists and cause withdrawal symptoms or block the effect of the opiate. Partial agonists such as buprenorphine can display properties of both. Buprenorphine minimises respiratory depression and as such has a potential advantage in the prevention of drug-related deaths due to overdose. However, it can precipitate opiate withdrawals and be injected (with associated risks).

#### 11.2 Treatment with buprenorphine

##### 11.2.1 Use of buprenorphine

As a pain reliever, buprenorphine has a long history of use in the United Kingdom. Under the brand name Temgesic it has been available since 1978, initially in injectable form; sublingual tablets were introduced in 1982. There has been some evidence of its use in the treatment of dependence for a number of years in the UK (Donmall *et al.* 1995), and is increasingly used for substitution purposes in other countries (Gilvarry and Schifano 2002).

##### 11.2.2 Licensing

Buprenorphine was not licensed for use for the management of drug dependence in the UK until 1999 when the Medicines Control Agency allowed it to be marketed under the brand name Subutex (a higher dose form than Temgesic), although restricting it to a Schedule 3 list drug under the *Misuse of Drugs Regulations 1985*<sup>79</sup>. Such scheduling requires that relevant restrictions on import, export, production, supply, possession prescribing and record keeping apply, but all medical practitioners can prescribe this for treatment. No other product containing buprenorphine is licensed for the management of opiate dependence.

Buprenorphine remains a Class C controlled drug under the *Misuse of Drugs Act 1971* and therefore there are legal penalties for illicit possession and supply.

##### 11.2.3 Guidance

National 'Clinical Guidelines' for the management of drug use and dependence, offered guidance about the use of buprenorphine in the management of withdrawal (DH *et al.* 1999); maintenance treatment (substitution) with buprenorphine was referred to but little specific guidance was issued.

---

<sup>79</sup> These regulations define the categories of people authorised to possess or supply those drugs controlled under the *Misuse of Drugs Act 1971*. Drugs are categorised under a graded scale with drugs such as raw opium, cocaine leaves and LSD residing in Schedule 1. See <http://www.legislation.hmsso.gov.uk/si/si2001/20013998.htm> for more details.

Due to concerns about the possibility of buprenorphine being diverted or misused by injection<sup>80</sup>, from 2001 the *National Health Service (General Medical Services) Regulations 1992*<sup>81</sup> were amended to allow doctors to prescribe buprenorphine to be dispensed by instalments from one prescription (DH 2001b). The product is available in three strengths, 400 µg (micrograms), two mg (milligrams) and eight mg and each strength is supplied in packs of either seven or 28 tablets.

New guidance stated that the only licensed product containing buprenorphine for use in managing drug dependence is marketed under the brand name “Subutex Sub-lingual Tablets” (DH 2001b). It is to be used for substitution treatment for opioid dependence in those aged 16 years and over. It states that supervised consumption should be inherent to any well-delivered buprenorphine substitution programme and that Temgesic should not be supplied for substitution treatment of opioid dependence. It is also suggested that buprenorphine treatment be instigated by specialist practitioners. The Department of Health is providing the appropriate training in England. The National Assembly for Wales has introduced a similar change (DH 2001b).

The ‘Clinical Guidelines’ on drug use (DH *et al.* 1999) advised that locally approved guidelines for treating drug addiction should be developed for general practitioners (GPs). As such, a number of health authorities have developed appropriate protocols and guidance (such as NHS Berkshire 2001). Also, in February 2003, the Royal College of General Practitioners published guidance and developed a training programme (Ford *et al.* 2003). The guidance outlines the indications, contraindications and precautions for buprenorphine, and examines topics such as dosage regimens, maintenance treatment, prescribing, detoxification and shared care. It recommends that, initially, buprenorphine should be dispensed daily and, if possible its consumption should be supervised by a pharmacist for at least three months. In addition, it emphasises the importance of patient education. However, the guidance also states that patients who are responding well to existing treatment (whether buprenorphine or methadone) should remain on their current treatment.

Further, Ford *et al.* (2003) state that there appears to be increasing consensus among clinicians experienced in using both buprenorphine and methadone that:

- buprenorphine may be better suited to those who wish to cease using heroin, as the blockade effects of even moderate dose buprenorphine interfere with the subjective effects of additional heroin use. To achieve the same effect with methadone, a much higher dose is required. So, those patients who wish to continue to use heroin may prefer low dose buprenorphine treatment;
- withdrawal from buprenorphine appears to be milder than from methadone, and as such may be preferred for those considering a detoxification program;
- the transition from buprenorphine to naltrexone can be accomplished much earlier than that from methadone to naltrexone, and consequently, those considering naltrexone treatment may be better suited to buprenorphine.

Ford *et al.* (2003) then go on to compare buprenorphine to methadone, suggesting that:

- it is less dangerous in overdose;
- with maintenance doses between eight and 32 µg the effects of other opioids used ‘on top’ are markedly reduced, with optimal effect at a dosage of between 12 to 24 µg daily;

---

<sup>80</sup> This is a long-recognised problem which had been reported with the prescribing of Temgesic (Pulse 1989).

<sup>81</sup> These regulate the terms under which doctors provide General Medical Services under the National Health Service Act 1977.

- it is useful in maintenance and detoxification, being easier to withdraw from; and
- patients report that they remain clearer headed with less 'clouding' effect (this may be positive or negative for different patients).

Disadvantages are that:

- it is highly soluble leading to potential for injection;
- it can precipitate acute opiate withdrawal if used incorrectly; and
- it is more expensive than methadone.

#### 11.2.4 Increased use

Since 2001, with regulations enabling GPs to prescribe buprenorphine more easily, there has been a considerable increase in the number of prescribed items both in the management of withdrawal and as a substitute opiate. However, although use of buprenorphine has significantly increased in recent years (see Table 14), it is still used much less often than methadone (with 1,614,200 prescriptions being dispensed in 2003).

Table 14: Total prescription items dispensed for Subutex in England

Prescriptions dispensed	1999	2000	Year 2001	2002	2003
Subutex (thousands)	5.132	36.673	75.602	164.27	310.65

Source: Table compiled by Department of Health 2003.

#### 11.2.5 Cost

At current prices, the cost of treatment for one year is:

- £1,051 (€1,500) with buprenorphine at 8 µg daily;
- £318 (€450) with methadone mixture at 60 mg daily;

Given the lack of UK studies and experience, the cost effectiveness of buprenorphine compared with methadone has not been determined.

#### 11.2.6 Research and reviews in the UK

Recent UK research and reviews suggest that buprenorphine and methadone are of similar efficacy in retaining clients in treatment and reducing heroin use:

- a Cochrane Review of buprenorphine maintenance for opioid dependence concluded that 'Buprenorphine is an effective intervention for use in the maintenance treatment of heroin dependence, but it is not more effective than methadone at adequate dosages' (Mattick *et al.* 2004);
- it has also been suggested that buprenorphine has the potential to ameliorate the signs and symptoms of withdrawal from heroin and possibly methadone, but treatment protocol and relative effectiveness need to be investigated further. It is therefore suggested that there is limited evidence of superiority of either medication, and the decision as to which medication to use should be made in consultation with each patient after consideration of the relative merits (Gowing *et al.* 2004).

In addition, Schering-Plough has recently started the Sirius project. This is a safety assessment study. The design is observational and it is expected that Subutex and methadone will be compared in approximately 5,000 patients from 200 treatment centres (Quartey 2000).

### 11.3 Misuse of buprenorphine

Gilvarry and Schifano (2003) point out that the very properties, which make buprenorphine an attractive treatment option (lower dependence, milder withdrawal symptoms and longer action), also make it attractive to the street market. As a drug of abuse, buprenorphine has been sniffed, snorted, inhaled, smoked and injected (see Ghodse 1987). In the late 1980s and early 1990s, a wave of buprenorphine misuse through injecting was reported in Scotland (Sakol *et al.* 1989; Morrison 1989; Hammersley *et al.* 1990; Lavelle *et al.* 1991) and to a lesser extent, in the North of England (Strang 1985; Strang 1991). Abuse was also reported in many European countries and so in 1989, it became a controlled drug under the *Misuse of Drugs Act 1971*, following the UN Convention on Narcotic Drugs' (UNCND) requirement in 1989 that stricter controls be imposed. Subsequently, a significant drop in abuse was reported (Stewart 1991; Forsyth *et al.* 1993), although abuse continued in Glasgow until a voluntary ban on its prescribing to known users by Glasgow GPs in 1992 (Hutchinson *et al.* 2000).

The reporting of buprenorphine abuse is not routinely undertaken in the UK. It is often listed under the category of 'other opiates', except in Scotland, where it can be reported separately. As a controlled drug, information on seizures by police and HM Customs has been recorded since 1989, but such information is not routinely published. Buprenorphine use has been reported in Scottish prisons through mandatory drug testing (MDT), although since testing began in 1996/97 this has been rare with approximately 0.01 per cent testing positive in 1999 to 2000 (Table 15).

Table 15: Mandatory drug testing in Scottish prisons: positive tests for buprenorphine

Year	Number of tests	Positive buprenorphine results	
		Number	Percentage
1996 to 1997	2,364	71	3
1997 to 1998	7,070	141	2
1998 to 1999	7,162	72	1
1999 to 2000	6,605	66	1

Source: Gilvarry and Schifano 2003.

In England, MDT screening for buprenorphine was introduced in prisons in Yorkshire and the North East. Corkery reports that between 1 April 2000 and 31 March 2001, 0.2 per cent of all random samples tested positive for buprenorphine (Gilvarry and Schifano 2003).

## 12. Alternatives to prison targeting for drug-using offenders

### 12.1 Political, organisational and structural information

In the UK, drug treatment cannot be strictly defined as an alternative to custody as if a custodial sentence is required, offenders will enter custody. However, there is a range of interventions that seek to increase the number of drug-using offenders accessing treatment, a key tenet of national drug policy (Drugs Strategy Directorate 2002a).

Policy is coordinated through the Drugs Strategy Directorate in the Home Office. A wide range of agencies, nationally and locally, cooperate in making treatment accessible to drug-using offenders (see Chapter 12.2).

### 12.2 Intervention

Over recent years a number of interventions have been established to provide treatment to drug-using offenders.

#### *Arrest Referral*

Arrest Referral involves specialist workers seeing drug-using offenders, usually in police custody suites and increasingly, in court to provide information and where appropriate, referral to treatment or other assistance. Involvement is voluntary and it is not an alternative to prosecution or due process. Schemes have been available across all police force areas in England and Wales since April 2002. Since 2003, the scheme has been enhanced in some areas (Enhanced Arrest Referral), extending the role of the drug worker beyond assessment and referral to include case management (Drugs Strategy Directorate 2002a).

#### *Drug testing*

The *Criminal Justice and Court Services Act 2000* includes provision for drug testing on charge, that is to test for Class A drugs (specifically heroin and crack/cocaine) on:

- those in police detention charged with trigger offences (theft, burglary, robbery and other offences under the *Theft Act 1968*);
- those in police detention charged with drug offences such as possession and supply, if committed in respect of the specified Class A drugs;
- those at pre-sentence where the court is considering imposing a community sentence;
- offenders under probation supervision; or
- as a condition of release from custody on licence.

These provisions apply to those aged 18 and over. Drug testing on charge while in police custody was introduced on a pilot basis in 2001, and is now operational in 114 custody suites in the 66 police areas with the highest levels of acquisitive crime in England and Wales. From July 2004, the list of trigger offences set out in Schedule 6 of the *Criminal Justice and Court Services Act 2000* was extended to include: handling stolen goods (under section 22 of the *Theft Act 1968*); “attempted offences” (under section 1(1) of the *Criminal Attempts Act 1981*, if committed in respect of the offences of theft, robbery, burglary, obtaining property by deception and handling stolen goods); and offences in relation to begging under sections three and four of the *Vagrancy Act 1824*. Those charged with non-trigger offences may also be tested, where a police officer of at least Inspector rank has reasonable grounds to suspect that use of any

specified Class A drug caused or contributed to the offence and authorises the taking of a sample.

### *Conditional Cautioning*

Conditional Cautioning targets offenders who admit a first-time minor offence. A caution can be issued with a condition conducive to restoration or rehabilitation, and the offender may be prosecuted for the original offence if this is not met.

### *Restrictions on bail pilot*

A pilot was introduced in May 2004 in Nottingham, Salford and Manchester. This has given new powers to courts to order drug treatment and assessment as conditions of bail.

## **12.2.1 Interventions for drug users under probation supervision**

There are a number of interventions with drug users under probation supervision.

### *Drug Treatment and Testing Orders (DTTOs)*

DTTOs were rolled out to courts in England and Wales in 2000, and parts of Scotland in 2002. These target persistent offenders who have committed significant numbers of crimes to fund their drug use. They require the offender to undergo treatment, either in a residential centre or in the community, for between six months and three years. Offenders subject to the DTTO are required to undertake treatment and testing as laid down by a National Standard. Failure to comply results in enforcement measures which can lead to breach and subsequent revocation of the order and re-sentencing. Additionally, in English and Welsh law, the courts have a formal role in the reviewing process. Under the *Criminal Justice Act 2003*, DTTOs will be replaced with community sentencing options which will be easier to match to individual circumstances.

### *General rehabilitation interventions*

These are largely provided as part of a Community Rehabilitation Order (CRO) or Community Punishment and Rehabilitation Order (CPRO). Interventions include support into detoxification and therapeutic “lifestyle” services such as acupuncture and counselling. They are voluntary on the part of the offender.

### *Accredited substance misuse programmes*

Addressing Substance Related Offending (ASRO) and the Programme for Reducing Individual Substance Misuse (PRISM) provide a structured environment for the delivery of group or one to one programmes aimed at assisting offenders to address their drug use but do not include any element of clinical intervention. These are most commonly delivered as a requirement of a CRO, CPRO or DTTO.

CROs or CPROs with ASRO are targeted at offenders for whom both drug use and offending is an issue, but who are fairly stable and have no clinical treatment needs. ASRO and PRISM have currently been adopted by around half of the 42 probation areas in England and Wales. The theoretical and evidence base for ASRO and PRISM can be found in their respective theory manuals (McMurran and Priestly 2000; Priestly and McMurran 2000). Results of a research evaluation are due to be reported in October 2004.

### *The Offender Substance Abuse Prevention Programme (OSAPP)*

OSAPP was piloted in 2003 (National Probation Service for England and Wales 2003) and is being rolled out to the remaining probation areas. The programme is based on a cognitive behavioural model.

### *Drug Abstinence Orders (DAOs)*

DAOs are aimed at those whose offending and drug use is at a fairly low level, without additional offending behaviour problems.

### *Drug Abstinence Requirements (DARs)*

DARs target offenders who are dependent on or have a propensity to use drugs, and where there is no immediate need or willingness for treatment although they are assessed as requiring some form of behavioural intervention to address their offending behaviour.

Generic Community Sentencing is being established, which will allow magistrates to select from a range of options, including a drug rehabilitation requirement (which will supersede DTTOs, DAOs and DARs) and to tailor community sentencing to the needs and profiles of individual offenders.

### *The Drugs Intervention Programme*

In 2003 the Drugs Intervention Programme (DIP)<sup>82</sup> was launched as a critical part of the Government's strategy for tackling drugs. It is a three-year programme to develop and integrate measures for directing adult drug-using offenders out of crime and into treatment. The programme seeks to take advantage of all opportunities to identify drug-using offenders within the criminal justice system (those in police custody, with the courts, on probation and in prison), not only engaging them in treatment, but using a case management approach to integrate and co-ordinate treatment and care. Beyond the initial programme, it is envisaged that these processes will become the normal way of working with drug-using offenders across England and Wales. The £447 million (€630 million) programme draws together and builds on the best existing solutions available (identified above) and introduces new elements, such as throughcare and aftercare. Key partners to the Home Office are criminal justice agencies such as the police, prisons, probation officers and the courts, along with the Department of Health, the National Treatment Agency for Substance Misuse, treatment service providers and those who provide linked services such as housing and job-seeker support.

Delivery of the programme at the local level is through Criminal Justice Integrated Teams (CJITs). The CJIT allocates a worker after a drug-using offender has been assessed and it has been agreed that he/she will be taken onto the CJIT caseload. This can occur at any point in the criminal justice system or on leaving treatment. The CJIT worker will develop a care plan with the offender and link with appropriate interventions. Where a CJIT client is remanded into custody, CARATs (see Chapter 9) take responsibility for managing drug treatment whilst the offender is in prison and liaise with the CJIT in preparing release plans at the end of the sentence.

Aftercare arrangements will also be made, providing support after the offender reaches the end of a prison based treatment programme, completes a community sentence or leaves treatment. These include access to additional support such as housing, managing finance, family issues, learning new skills and employment.

A national framework has been developed to manage the transfer of information between community services (CJIT) and the Prison Service, and between the community and the Probation Service.

---

<sup>82</sup> The Drugs Intervention Programme was originally launched as the Criminal Justice Interventions Programme but was re-named in October 2004.



In the first year, 2003/04, the programme rolled out its various components in 25 Drug (and Alcohol) Action Teams (D(A)ATs) areas across England which cover 30 police Basic Command Units<sup>83</sup> with high levels of acquisitive crime. From April 2004, funding for throughcare and aftercare will be available to all D(A)ATs and partnerships across England and Wales, ensuring access to, and co-ordination of, appropriate aftercare arrangements to provide those leaving the criminal justice system or treatment programmes with continuity and vital support at the time when they are most vulnerable. In April 2004, the intensive programme will be extended to a further 36 Basic Command Units, and a further expansion is planned for 2005/06.

### 12.2.2 Young offenders

DIP is currently implementing special measures for those under 18 years to reduce the risk of continued offending behaviour. Key partners to this work are the Youth Justice Board, the police, D(A)ATs, Youth Services, Connexions, the National Treatment Agency for Substance Misuse, voluntary agencies, and other child-centred services. (See Chapter 1 for details regarding the national co-ordination of drugs policy.)

Arrest Referral schemes and drug testing on charge (see Chapter 1.1), which are dedicated to targeting drug-using offenders who are under 18 years, have been established in ten pilot areas for the first time. Each stage of the schemes provides an opportunity to identify children and young people who have, or are at risk of developing, problems with drugs, assess their needs and direct them to appropriate support and treatment services (Home Office 2004b). Taken together and with other services outside the scope of DIP, they deliver an end-to-end programme of support to young people at each stage of the criminal justice system.

## 12.3 Quality assurance

### 12.3.1 Guidelines

Guidance is available for a number of the interventions (DPAS 1999a; DPAS 1999b; Drugs Strategy Directorate 2003b).

### 12.3.2 Evaluation and research

The majority of evaluation programmes on criminal justice system interventions with drug-using offenders (such as Home Office 2004c) use the following indicators to evaluate success:

- levels of treatment uptake and retention;
- levels of drug consumption;
- rates of re-offending (measured variously through levels of re-arrest, reconviction or self-reported re-offending, depending on the individual evaluation); and
- where possible, whether there have been any improvements in health and social welfare.

Data systems for analysing activity and outcomes are still under development. However, some information is available. By April 2004 approximately 5,000 offenders (25% being persistent offenders) per month were being drug tested, of whom, half were testing positive for Class A drugs (Home Office 2004c). Evidence from pilots suggests wide

---

<sup>83</sup> This refers to a specific part of the police force in England and Wales. Basic Command Units are headed by a police superintendent and serve an average population of 166,000 people. Most are coterminous with the boundaries of one or more local authority area. For further details, please see <http://www.policereform.gov.uk/whitepaper/chapter4/4.3.html>.



variation in the extent and nature of drug use among the population charged for acquisitive crime.

A number of factors critical to the successful implementation of drug testing on charge were identified. These included: strong leadership; good working relations across different stakeholders; a clear vision; clear accountability mechanisms; and structures to monitor and improve performance as required (Nacro and DrugScope 2003).

The number of drug-using offenders in treatment is increasing; there has been a 47 per cent increase in numbers starting treatment in DIP areas in 2003, while waiting times for treatment in the 'intensive' DIP areas have fallen significantly (Home Office, personal communication).

Cluster analysis identified two main groups among the population receiving DAOs and DARs attached to a CRO:

- individuals with recent multiple drug use (mainly both heroin and crack), high levels of recent and previous offending, high incidence of previous links with treatment and high levels of drug-related problems. Most had strong social networks with other drug users and the vast majority believed that their offending was linked to their drug use; and
- individuals with lower levels of recent drug use and considerably lower rates of previous offending. Though they also commonly reported drug-related problems, they were far less likely than to link their offending with their drug use. (Matrix Research and Consultancy and NACRO 2004).

Some, albeit limited, comparisons have been made between those entering treatment through conventional routes and Arrest Referral. They suggest that those entering through Arrest Referral are likely to be a 'harder to help' group of more chaotic drug users with considerably higher levels of offending. There were also lower levels of retention and completion among the Arrest-Referred group than those conventionally referred (Sondhi *et al.* 2002). This suggests a need for greater support during and after treatment for the criminal justice-referred group. The Home Office is currently considering research into variations of treatment outcomes, which among other things would examine outcomes by referral source.

Evidence from the evaluations of Arrest Referral, DTTOs and drug testing in the criminal justice system has identified substantial reductions in the extent of offending, illegal drugs spending and drug consumption. Among the DTTO client group:

- the number of crimes committed by offenders fell from an average of 137 offences in the month before arrest to around 34 per month (a reduction of 75%) after only six weeks on the order; and
- the average amount spent on drugs fell from £400 (€568) per week in the four weeks before arrest to £25 (€35) per week in the first four to six weeks of the Order (Turnbull *et al.* 2000).

The follow-up two-year reconviction study found that 53 per cent of those who completed their order (30% did this) were convicted of a crime within two years of the start of their sentence, compared with 91 per cent of those whose orders were revoked. The report concluded that the key to success in DTTOs lies in retention, as well as: strong inter-agency and partnership working; appropriate staffing at all levels; improved referral and assessment; effective monitoring and review of offenders (through testing and court reviews); and streamlining breach procedures (Turnbull *et al.* 2003).

Among Arrest Referral clients, 67 per cent were arrested less often following referral and self-reported offending was substantially reduced. Factors identified as contributing to the success of schemes include: reduced waiting times for treatment, catering for the different needs of clients, and a good relationship between Arrest Referral and treatment providers (Sondhi *et al.* 2002).

Among those receiving a DAO or DAR, arrests, convictions and imprisonment were all lower for the pilot group in contrast to the comparison group who received standard community sentences. However, this was not statistically significant.

Individuals tested on licence or under notice of supervision, at around four months after testing started, were less likely to have been arrested (38%) or convicted of an offence (20%, both with a sample size of 829) than those in the comparison group on licence without a drug testing condition (65% and 39% respectively, with a sample size of 198) (Matrix Research and Consultancy and NACRO 2004).

### 12.3.3 Training for staff

See Chapters 5.2.4, 5.3 and 9.2.2.

## 13. Public nuisance: definitions, trends in policies, legal issues and intervention strategies

### 13.1 Definition

Public nuisance is a matter of perception and it is not easy to categorise nationally what all citizens consider to be nuisance behaviour. The *Crime and Disorder Act, 1998* formally defines it as acting “in a manner that caused or was likely to cause harassment, alarm or distress to one or more persons not of the same household as [the defendant]”.

Public surveys on crime and policing in the UK suggest the public place a high priority on tackling incidents described as anti-social behaviour, minor disorder or ‘quality of life issues’. The following types of behaviour, incidents and complaints are examples (Lupton *et al.* 2002; Thorpe *et al.* 2004):

- noise;
- using and selling drugs;
- unkempt gardens (e.g. those which attract dumping of goods, creating ‘eyesores’);
- alcohol and solvent abuse;
- criminal behaviour;
- prostitution;
- verbal abuse;
- uncontrolled pets and animals;
- intimidating gatherings of young people in public places;
- harassment (including racist and homophobic incidents);
- damage to property (including graffiti and vandalism);
- intimidation;
- nuisance from vehicles (including parking and abandonment);
- nuisance from business use;
- rubbish dumping and misuse of communal areas;
- riding/cycling on footpaths; and
- aggressive begging.

Some are criminal, whilst others are not. They highlight the fact that such types of behaviour do not fall into the ambit of one agency, and that there is a need to work constructively with local communities to identify local problems of anti-social behaviour and develop appropriate strategies to tackle them.

At one level, all drug problems can be considered to be public nuisance. However, the Home Office suggests the following constitute public drug-related nuisance as they involve an aspect of visible, or street-based disturbance that has negative impacts beyond users and their immediate families, and which can blight locations:

- public drug taking and visible drug-related intoxication;
- drug-related litter;
- visible drug-related behaviour – sex workers, begging, street homelessness;
- the sale of drugs in public settings, especially to young people;
- the sale of drugs from residential or other property; and
- drug-related street crime, where it is clear that drugs are the cause of the crime.

This categorisation is indicative rather than definitive, but it highlights the priorities for action in the UK. All illegal substances are covered by this categorisation.

With European partners, through the Pompidou group, the UK has been working to

develop a consensus opinion on what constitutes public nuisance about drugs and to share practice between states on effective forms of interventions that could minimise the harm from such settings.

### 13.2 Tackling ‘Public Nuisance’

As the problem of nuisance includes so many different types of behaviours, the range of responses is equally broad.

UK policy seeks to help persons who cause street problems and community disorder through their drug use by directing them into treatment and to safer methods of using whilst they develop control (see Chapter 12). criminal justice and situational control methods take a different approach through controlling unacceptable behaviour, street management systems, criminal justice responses and control strategies for the public space, as it is about offering treatment. Tackling ‘public nuisance’ involves a variety of specialists including drug specialists and police working in partnerships.

### 13.3 Genesis

The Drugs Strategy Directorate works with the Anti-Social Behaviour Unit to tackle drug-related anti-social behaviour and public nuisance<sup>84</sup>. A combined programme of work between the Home Office and the Office of the Deputy Prime Minister, and involving the Department of Health, focuses on the most manifest forms of drug use as they affect British communities. A number of research initiatives have been funded concerned with local drug markets and how they affect local communities (Lupton *et al.* 2002).

### 13.4 Measures taken

Building ‘bottom-up’ community responses to drugs is a major strand in drug policy (Drugs Strategy Directorate 2002a). As such, local Drug (and Alcohol) Action Teams (D(A)ATs), working with Crime and Disorder Reduction Partnerships, seek to provide a balance between treatment and enforcement. As part of this, Communities Against Drugs (CAD) (2001-2003) enabled many community groups and organisations to engage in developing innovative responses to their local problems (see Chapter 3). Funding through the CAD programme has helped to focus the work of local partnerships on developing strategies to address street drug use problems.

The Home Office has published a number of guidance manuals to local partnerships who manage such problems<sup>85</sup>. These are concerned with: street homelessness (Randall *et al.* 2002); regeneration and deprived areas (Home Office 2002); dance clubs and venues (Webster *et al.* 2002); street crack markets (Burgess *et al.* 2003); housing management settings (Drugs Strategy Directorate 2004d); tackling street prostitution (Hester and Westmarland 2004; Hunter *et al.* May 2004); and begging (Drugs Strategy Directorate 2004a). All recommend an approach comprising a mixture of enforcement, treatment and support. Action also includes work to regulate street environments to stop such problems occurring in the future. For example, one project will tackle drug-related litter through educating the general public, users and those who supply needles.

---

<sup>84</sup> The anti-social behaviour website can be found at <http://www.homeoffice.gov.uk/crime/antisocialbehaviour/index.html>.

<sup>85</sup> The crime reduction toolkit is available at <http://www.crimereduction.gov.uk/toolkits/as03.htm>.

The *Anti-Social Behaviour Act 2003* will tackle a problem which has emerged over the past few years: properties used for the sale and use of crack and other Class A drugs, which are associated with serious nuisance. The Act is part of both (a) the national strategy on anti-social behaviour, which extends more widely than drug-related behaviour<sup>86</sup> and (b) the national crack strategy (Drugs Strategy Directorate 2002b), a component of the Drug Strategy. The Act makes an explicit link, for the first time, between penalties and powers to control drug-related behaviour with nuisance arising from them. Previously the only punishable act was that of possessing or supplying (or producing or trafficking etc.) the drug itself. The new Act criminalises subsequent nuisance associated with such offences. Its powers are targeted against properties, not people, as it enables the closure of premises used in connection with the production, supply or use of Class A drugs and which are associated with disorder or serious nuisance. The Act also contains other powers against nuisance, none of which are defined as drug-related even though they may be caused by drug use. Guidance to the police and courts has been produced by the Drugs Strategy Directorate (2004e).

In addition, a new plan for the police published in the spring of 2004 defines the way police forces should take account of drug-related nuisance (Home Office 2004d). This requires the police to meet certain key objectives: to reduce crime, and to tackle criminality, anti-social behaviour and the fear of crime. In tackling anti-social behaviour and disorder, Chief Officers and police authorities are expected to include in their local plans a strategy for tackling youth nuisance and anti-social behaviour. In formulating and implementing this, forces are to work closely with Crime and Disorder Reduction Partnerships and to make best use of all the available tools including Anti-Social Behaviour Orders (ASBOs), Anti-Social Behaviour Contracts, fixed-penalty notices, the power to seize vehicles being used in a manner causing alarm and the power to take action against badly run pubs and clubs. In reducing the volume of crime, street crime, drug-related crime, violent crime and gun crime in line with local and national targets, local police plans are expected to identify how forces and authorities will contribute to crime reduction, both through their own efforts and by working in partnership with other agencies, and set appropriate local targets. Local plans must also include local three-year targets for reducing vehicle crime, burglary and robbery.

### 13.5 Results/evaluation

Policy is always kept under review. The Home Office is developing recording systems to measure the use of the closure powers for 'crack' houses.

---

<sup>86</sup> For further information see <http://www.together.gov.uk>.



## Bibliography

ACMD (Advisory Council on the Misuse of Drugs) (2000). Reducing drug-related deaths. Home Office. London.

ACMD (Advisory Council on the Misuse of Drugs) (2002). The classification of cannabis under the Misuse of Drugs Act 1971. Home Office. London. ([http://www.drugs.gov.uk/ReportsandPublications/Communities/1034155489/Classific\\_Cannabis\\_MisuseDrugsAct1971.pdf](http://www.drugs.gov.uk/ReportsandPublications/Communities/1034155489/Classific_Cannabis_MisuseDrugsAct1971.pdf). Accessed 24 June 2004).

ACMD (Advisory Council on the Misuse of Drugs) (2003). Hidden harm - responding to the needs of children of problem drug users. Home Office. London. ([http://www.drugs.gov.uk/ReportsandPublications/NationalStrategy/1054733801/hidden\\_harm.pdf](http://www.drugs.gov.uk/ReportsandPublications/NationalStrategy/1054733801/hidden_harm.pdf). Accessed 24 April 2004).

ACPO (Association of Chief Police Officers) (2003). Cannabis enforcement guidance. Association of Chief Police Officers. London. (<http://www.drugs.gov.uk/NationalStrategy/CannabisReclassification/ACPO/cannabisenforcementguidance-formal-5sep03.doc>. Accessed 21 October 2004).

Ahmad, M. and Mwenda, L. (2004). Drug seizure and offender statistics, United Kingdom, 2001 and 2002. Home Office statistics bulletin 08/04. Home Office. London.

The Anti-Social Behaviour Act 2003. The Stationery Office. London.

Bauld, L., Butler, R., Hay, G. and McKeganey, N. (2004). Drug prevention for vulnerable young people: final report. Department of Health. London.

Belcher, H.M. and Shinitzky, H.E. (1998). Substance abuse in children. Archives of Paediatrics and Adolescent Medicine. **152** (October): 952-60.

Bibby, S. (2000). The next generation. Paper presented to 'Beat the Benzos Conference'. 2 November 2000. (<http://www.benzact.org/talk.htm> Accessed 25 October 2004).

Bird, S.M., Hutchinson, S.J. and Goldberg, D.J. (2003). Drug-related deaths by region, sex and age group per 100 injecting drug users in Scotland, 2000-2001. The Lancet. **362**: 941-944.

Borrill, J., Maden, A., Martin, A., Weaver, T., Stimson, G., Farrell, M. and Barnes, T. (2003). Differential substance misuse treatment needs of women, ethnic minorities and young offenders in prison: prevalence of substance misuse and treatment. Home Office online report 33/03. Home Office. London. (<http://www.homeoffice.gov.uk/rds/pdfs2/rdsolr3303.pdf>. Accessed 24 September 2004).

Bramley-Harker, E. (2001). Sizing the UK market for illicit drugs. Research Development Statistics occasional paper no 74. Home Office. London.

Britton, J. and Noo, S. (2003). First steps in identifying young people's substance related needs. Home Office. London.

Bunyan, N. (2004). Legalise heroin and sell it on street, says police chief. Daily Telegraph. 6 February 2004. ([http://www.telegraph.co.uk/news/main.jhtml;sessionid=N44SBLPPKZYXQFIQMGSNAGAVCBQWJVC?xml=/news/2004/02/06/ndrug06.xml&secureRefresh=true&\\_requestid=65106](http://www.telegraph.co.uk/news/main.jhtml;sessionid=N44SBLPPKZYXQFIQMGSNAGAVCBQWJVC?xml=/news/2004/02/06/ndrug06.xml&secureRefresh=true&_requestid=65106). Accessed 21 October 2004).

Burgess, R., Abigail, N., Lacriarde, M. and Hawkins, J. (2003). Disrupting crack markets - a practice guide. Home Office. London. (<http://www.drugs.gov.uk/ReportsandPublications/Communities/1051178536/DisruptingCrackMarketLIN KED.pdf>. Accessed 25 October 2004).

CAHRU (Child and Adolescent Health Research Unit) (2003). The Scottish Schools Adolescent Lifestyle and Substance Use Survey. The Stationery Office. London. (<http://www.drugmisuse.isdscotland.org/publications/abstracts/salsus.htm>. Accessed 21 June 2004).

Canning, U., Milward, L., Raj, T. and Warm, D. (2004). Drug use prevention among young people: a review of reviews. Health Development Agency. London.

CDSC (Communicable Disease Surveillance Centre) (2003). The quarterly report on infectious diseases in prisons. Report No 3. Communicable Diseases in Prisons Surveillance Team, Communicable Disease Surveillance Centre, Her Majesty's Prison Service, Department of Health, Health Protection Agency. London. ([http://www.hpa.org.uk/infections/topics\\_az/prisons/files/prisons\\_quarterly\\_3\\_aug2003.pdf](http://www.hpa.org.uk/infections/topics_az/prisons/files/prisons_quarterly_3_aug2003.pdf). Accessed 25 October 2004).

Cheeta, S., Schifano, S., Oyefeso, A., Webb, L. and Ghodse, A. H. (2004). Antidepressant-related deaths and antidepressant prescriptions in England and Wales, 1998-2000. British Journal of Psychiatry. **184** (January): 41-7.

Christophersen, O., Rooney, C. and Kelly, S. (1998). Drug-related mortality: methods and trends. Population Trends. **93**: 29-37.

Clements, A., Gordon, C., Harris, L., Parry-Langdon, N. and Roberts, C. (2004). Tobacco smoking, cannabis use and alcohol use. HBSC Briefing series: 2. Welsh Assembly Government. Cardiff.

Coid, J., Carvell, A., Kittler, Z., Healey, A. and Henderson, J. (2000). The impact of methadone treatment on drug misuse and crime. Home Office research findings 120. Home Office. London.

Condon, J. and Smith, N. (2003). Prevalence of drug use: key findings from the 2002-2003 British Crime Survey. Home Office research findings 229. Home Office. London.

Corkery, J.M. and Airs, J. (2003). Drug seizures and offender statistics, UK, 2000. Home Office research findings 202. Home Office. London.

The Crime and Attempts Act 1981. The Stationery Office. London.

The Crime and Disorder Act 1998. The Stationery Office. London.

The Criminal Justice Act 2003. The Stationery Office. London.

The Criminal Justice and Court Services Act 2000. The Stationery Office. London.

The Criminal Procedure (Scotland) Act 1995. The Stationery Office. London.

Cusick, L., Martin, A. and May, T. (2003). Vulnerability and involvement in drug use and sex work. Home Office research study 268. Home Office. London. (<http://www.drugs.gov.uk/ReportsandPublications/Communities/1075719251/HORS268.pdf>. Accessed 21 June 2003).

Deehan, A. and Saville, E. (2003). Calculating the risk: recreational drug use among clubbers in the South East of England. Home Office online report 43/03. Home Office. London. (<http://www.homeoffice.gov.uk/rds/pdfs2/rdsolr4303.pdf> . Accessed 25 October 2004).

DENI (Department of Education Northern Ireland) (2004). Drugs: guidance for schools. Circular No: 2004/9. Department of Education Northern Ireland. Belfast. (<http://www.deni.gov.uk/teachers/circulars/latest/dc2004-9.pdf>. Accessed 17 September 2004).

DfES (Department for Education and Skills) (2004). Drugs: guidance for schools. Department for Education and Skills. London. (<http://www.teachernet.gov.uk/wholeschool/behaviour/drugs>. Accessed 28 April 2004).

DH (Department of Health) (2001a). Government action plan to prevent drug-related deaths. Department of Health. London.

DH (Department of Health) (2001b). Instalment prescribing of buprenorphine for the treatment of drug addiction. Professor Liam Donaldson, Dr Jim Smith, Chief Medical Officer, Chief Pharmaceutical Officer PL/CMO/2001/2, PL/CPHO/2001/2 Date: 12 March 2001. Department of Health. London.



- DH (Department of Health) (2002a). Health Action Zone: drug misuse prevention projects for vulnerable young people. Department of Health. London. ([http://www.dh.gov.uk/PolicyAndGuidance/HealthAndSocialCareTopics/SubstanceMisuse/SubstanceMisuseGeneralInformation/SubstanceMisuseGeneralArticle/fs/en?CONTENT\\_ID=4002229&chk=7RqtKz](http://www.dh.gov.uk/PolicyAndGuidance/HealthAndSocialCareTopics/SubstanceMisuse/SubstanceMisuseGeneralInformation/SubstanceMisuseGeneralArticle/fs/en?CONTENT_ID=4002229&chk=7RqtKz). Accessed 25 October 2004).
- DH (Department of Health) (2002b). Models of care for substance misuse treatment: promoting quality, efficiency and effectiveness in drug misuse treatment services. Department of Health. London.
- DH (Department of Health) (2002c). Guidance on children in need: blood-borne viruses: HIV and hepatitis. Department of Health. London.
- DH (Department of Health) (2002d). Hepatitis C Strategy for England. Department of Health. London.
- DH (Department of Health) (2002e). Mental health policy implementation guide: dual diagnosis good practice guide. Department of Health. London.
- DH (Department of Health) (2004). Hepatitis C Action Plan for England. Department of Health Publications. Department of Health. London.
- DH (Department of Health), Scottish Office Department of Health, Welsh Office, Department of Health and Social Services Northern Ireland (1999). Drug misuse and dependence - guidelines on clinical management. The Stationery Office. London. (<http://www.dh.gov.uk/assetRoot/04/07/81/98/04078198.pdf>. Accessed 28 October 2004).
- DHSSPSNI (Department of Health Social Services and Public Safety Northern Ireland) (2004a). Data from survey of drug and alcohol use among young people in Northern Ireland. Prepared by Department of Health Social Services and Public Safety Northern Ireland. Belfast.
- DHSSPSNI (Department of Health Social Services and Public Safety Northern Ireland) (2004b). Data from Northern Ireland Drug Misuse Database. Prepared by Department of Health Social Services and Public Safety Northern Ireland.
- DHSSPSNI (Department of Health Social Services and Public Safety Northern Ireland) (2004c). Heroin users offered substitute prescribing in Northern Ireland. Press release 2 March 2004. Department of Health Social Services and Public Safety Northern Ireland. Belfast. (<http://www.nics.gov.uk/press/hss/040302a-hss.htm>. Accessed 25 October 2004).
- Donmall, M., Seivewright, N., Douglas, J., Draycott, T. and Millar, T. (1995). National cocaine treatment study: the effectiveness of treatments offered to cocaine/crack users. Report to the Department of Health's Task Force to Review Services for Drug Misusers. University of Manchester Drug Misuse Research Unit and Community Health Sheffield NHS Trust.
- Donmall, M., Watson, A., Millar, T. and Dunn, G. (2003). Waiting for drug treatment: effects on uptake and immediate outcome. Drug Misuse Research Unit, University of Manchester.
- DPAS (Drugs Prevention Advisory Service) (1999a). Interventions in the criminal justice system. Home Office. London. (<http://www.drugs.gov.uk/ReportsandPublications/DPASPublications/1033750730/1033750729.pdf>. Accessed 27 October 2004).
- DPAS (Drugs Prevention Advisory Service) (1999b). Drugs and young offenders. Home Office. London. (<http://www.drugs.gov.uk/ReportsandPublications/Communications/1035554946/DrgsandYngOffndrs.pdf>. Accessed 27 October 2004).
- Drugs Strategy Directorate (2002a). Updated Drug Strategy. Home Office. London. ([http://www.drugs.gov.uk/ReportsandPublications/NationalStrategy/1038840683/Updated\\_Drug\\_Strategy\\_2002.pdf](http://www.drugs.gov.uk/ReportsandPublications/NationalStrategy/1038840683/Updated_Drug_Strategy_2002.pdf). Accessed 28 October 2004).
- Drugs Strategy Directorate (2002b). Tackling crack. A national plan. Home Office. London.
- Drugs Strategy Directorate (2003a). July 2003 E-bulletin. Home Office. London. (<http://www.drugs.gov.uk/News/E-bulletin/July2003>. Accessed 1 October 2003).

Drugs Strategy Directorate (2003b). Guidance for adult arrest referral schemes: responding to children and young people. Home Office. London.  
([http://www.drugs.gov.uk/ReportsandPublications/NationalStrategy/1063618542/guidance\\_arrest\\_referral.pdf](http://www.drugs.gov.uk/ReportsandPublications/NationalStrategy/1063618542/guidance_arrest_referral.pdf). Accessed 27 October 2004).

Drugs Strategy Directorate (2004a). Drugs and begging. Home Office. London.  
(<http://www.drugs.gov.uk/WorkPages/Communities/Toolkits/Begging/Drugs%20and%20Begging.doc>. Accessed 25 October 2004).

Drugs Strategy Directorate (2004b). Guidance for developing a drug and alcohol policy: a business tool for employers. Home Office. London.  
([http://www.drugs.gov.uk/ReportsandPublications/Communities/1079608061/45678\\_COI\\_52pp.pdf](http://www.drugs.gov.uk/ReportsandPublications/Communities/1079608061/45678_COI_52pp.pdf). Accessed 26 October 2004).

Drugs Strategy Directorate (2004c). Positive Futures impact report: engaging with young people. Home Office. London.  
(<http://www.drugs.gov.uk/ReportsandPublications/YoungPeople/1077788924/ImpactReport.pdf>. Accessed 4 July 2004).

Drugs Strategy Directorate (2004d). Drugs and estate and housing management toolkit. Drugs Strategy Directorate, Home Office. London.  
(<http://www.drugs.gov.uk/NationalStrategy/Communities/Toolkits/EstateHousingManagement>. Accessed 25 October 2004).

Drugs Strategy Directorate (2004e). Anti Social Behaviour Act 2003: Part One, Section 1 - 11 (20/01/2004). Drugs Strategy Directorate Home Office. London.

DrugScope (2001). Evidence to Home Affairs Select Committee Inquiry into drug policy. Online report.  
(<http://www.drugscope.org.uk/druginfo/evidence-select/evidence.htm> Accessed 9 December 2004).

DrugScope and DPAS (Drugs Prevention Advisory Service) (2002). Assessing local need: planning services for young people. Home Office. London.  
([http://www.drugs.gov.uk/ReportsandPublications/YoungPeople/1033994537/a4587\\_DPAS.pdf](http://www.drugs.gov.uk/ReportsandPublications/YoungPeople/1033994537/a4587_DPAS.pdf). Accessed 21 March 2003).

DTLR (Department for Transport, Local Government and the Regions) (2002). Homelessness strategies – a good practice handbook. Office of the Deputy Prime Minister. London.

EIU (Effective Interventions Unit) (2002). Supporting families and carers of drug users: a review. Effective Interventions Unit. Edinburgh.

EIU (Effective Interventions Unit) (2004a). Young people with, or at risk of developing, problematic substance misuse: a guide to assessment. Scottish Executive. Edinburgh.  
(<http://www.scotland.gov.uk/library5/health/eiuypm-00.asp>. Accessed 28 October 2004).

EIU (Effective Interventions Unit) (2004b). Working with young people: a profile of projects funded by the Partnership Drugs Initiative. Scottish Executive. Edinburgh.  
(<http://www.scotland.gov.uk/library5/health/ppfodis-00.asp>. Accessed 20 July 2004).

EIU (Effective Interventions Unit) (2004c). Summary of EIU programme 2004-2005. Online publication.  
(<http://www.scotland.gov.uk/library5/health/eiup0405s.pdf>. Accessed 26 October 2004).

EIU (Effective Interventions Unit) (2004d). Examining the injecting practices of injecting drug users in Scotland. Effective Interventions Unit. Edinburgh.

Erikson, P.G. (2001). 'Drugs, violence and public health: what does the harm reduction approach have to offer?' In P. Basham (ed.) Sensible solutions to the urban drug problem. Fraser Institute Digital Publications. Vancouver.

Everest, J.T., Tunbridge, R.J. and Widdup, B. (1989). The incidence of drugs in road accident fatalities. Transport Research Laboratory. Berkshire.

- Field-Smith, M. E., Butland, B. K., Ramsey, J. D. and Anderson, H. R. (2004). Trends in deaths associated with volatile substance abuse, 1971 to 2002. Report 17. Department of Community Health Sciences, St George's Hospital Medical School. London. (<http://www.vsareport.org>. Accessed 28 October 2004).
- Ford, C., Morton, S., Lintzeris, N., Bury, J. and Gerada, C. (2004). Guidance for the use of buprenorphine for the treatment of opioid dependence in primary care. Drug & Alcohol Misuse Training Programme, Substance Misuse Management in General Practice and Royal College of General Practitioners Sex, Drugs and HIV Task Group, Royal College of General Practitioners. London.
- Forsyth, A., Farquhar, D., Gemmell, M., Shewan, D. and Davies, J.B. (1993). The dual use of opioids and temazepam by drug injectors in Glasgow (Scotland). Drug and Alcohol Dependence. **32** (3): 277-80.
- Fraser, F. (2002). Drug misuse in Scotland: findings from the 2000 Scottish Crime Survey. Central Research Unit, Scottish Executive. Edinburgh.
- Frischer, M., Crome, I., Croft, P., Millson, D., Collins, J. and Conolly, A. (2003). A national epidemiological study of comorbid substance abuse and psychiatric illness in primary care between 1993-1998 using the General Practice Research Database. University of Keele.
- Frischer, M., Heatlie, H. and Hickman, M. (2004). Estimating the prevalence of problematic and injecting drug use for Drug Action Team areas in England: a feasibility study using the Multiple Indicator Method. Home Office online report 34/04. Home Office. London. (<http://www.homeoffice.gov.uk/rds/pdfs04/rdsolr3404.pdf>. Accessed 23 September 2004).
- General Register Office for Scotland (2003). Drug-related deaths in Scotland in 2002. (<http://www.gro-scotland.gov.uk/grosweb/grosweb.nsf/pages/02drug-related-deaths>. Accessed 14 April 2004).
- Gilvarry, E. (ed.) (2001). The substance of young needs review 2001. Health Advisory Service. London. ([http://www.drugs.gov.uk/ReportsandPublications/YoungPeople/1042216356/substance\\_young\\_needs.pdf](http://www.drugs.gov.uk/ReportsandPublications/YoungPeople/1042216356/substance_young_needs.pdf). Accessed 28 October 2004).
- Gilvarry, E. and Schifano, F. (2003). Medical use of buprenorphine in the UK. Report to the United Nations.
- Ghodse, A.H. (1987). Analysis of epidemiological data on agonist-antagonist analgesics. Drug and Alcohol Dependence. **20**: 375-83.
- Godfrey, C., Eaton, G., McDougall, C. and Culyer, A. (2002). The economic and social costs of Class A drug use in England and Wales, 2000. Home Office research study 249. Home Office. London.
- Goulden, C. and Sondhi, A. (2001). At the margins: drug use by vulnerable young people in the 1998/99 Youth Lifestyles Survey. Home Office research study 228. Home Office. London.
- Gowing, L., Ali, R. and White, J. (2004). Buprenorphine for the management of opioid withdrawal (Cochrane Review). The Cochrane Library. **3**. Wiley. Chichester.
- Hahné, S., Crowcroft, N., White, J., Ncube, F., Hope, V., de Souza, L., *et al.* (2004). Ongoing outbreak of tetanus in injecting drug users in the UK. Eurosurveillance. **8**: 4. (<http://www.eurosurveillance.org/ew/2004/040122.asp>. Accessed 25 October 2004).
- Hammersley, R., Lavelle, T. and Forsyth, A. (1990). Buprenorphine and temazepam - abuse. British Journal of Addiction. **85**: 301-303.
- Hammersley, R., Marsland, L. and Reid, M. (2003). Substance use by young offenders: the impact of the normalisation of drug use in the early years of the 21st century. Home Office research study 261. Home Office. London. (<http://www.homeoffice.gov.uk/rds/pdfs2/hors261.pdf>. Accessed 23 July 2004).
- HAS (Health Advisory Service) (2001). Substance misuse and mental health co-morbidity (dual diagnosis). Standards for Mental Health Services. Health Advisory Service. London.

Health Promotion Agency (2003a). Hard hitting messages strengthen drugs campaign. Press release 26 February 2003. Health Promotion Agency. Belfast. (<http://www.nics.gov.uk/press/hss/040302a-hss.htm>. Accessed 25 October 2004).

Health Promotion Agency (2003b). Retailers supported in the drive to tackle solvent abuse. Press release 15 December 2003. Health Promotion Agency. Belfast. (<http://www.healthpromotionagency.org.uk/work/Publicrelations/PressReleases/solvents2003.htm>. Accessed 25 October 2004).

Health Promotion Agency (2003c). Parents urged to talk to their children about dangers of solvents. Press Release 4 February 2003. Health Promotion Agency. Belfast. (<http://www.healthpromotionagency.org.uk/Work/Publicrelations/PressReleases/ParentsChildrenSolvents.htm>. Accessed 25 October 2004).

Health Protection Agency (2003a). Shooting up - infections among injecting drug users in the United Kingdom 2002, an update December 2003. Health Protection Agency. London. ([http://www.hpa.org.uk/infections/topics\\_az/injectingdrugusers/shooting\\_up.htm](http://www.hpa.org.uk/infections/topics_az/injectingdrugusers/shooting_up.htm). Accessed 23 September 2004).

Health Protection Agency (2003b). Methicillin-resistant *Staphylococcus aureus* (MRSA) in injecting drug users. CDR Weekly, 13: 27. July 3rd 2003. (<http://www.hpa.org.uk/cdr/PDFfiles/2003/cdr2703.pdf>. Accessed 24 September 2004).

Health Protection Agency (2003c). Clostridium histolyticum in injecting drug users. CDR Weekly, 13: 51. 18 December 2003. (<http://www.hpa.org.uk/cdr/PDFfiles/2003/cdr5103.pdf>. Accessed 24 September 2004).

Health Protection Agency (2004a). Shooting up – infections among injecting drug users in the United Kingdom, an update October 2004. Health Protection Agency. London. ([http://www.hpa.org.uk/infections/topics\\_az/injectingdrugusers/ShootingUp-2004.pdf](http://www.hpa.org.uk/infections/topics_az/injectingdrugusers/ShootingUp-2004.pdf). Accessed 27 October 2004).

Health Protection Agency (2004b). Focus on Prevention: HIV and other sexually transmitted infections in the United Kingdom in 2003, an update: November 2004. Health Protection Agency. London.

Health Protection Agency (2004c). Increased reports of suspected cases of wound botulism among injecting drug users during 2004. CDR Weekly, 14: 35. 26 August 2004. (<http://www.hpa.org.uk/cdr/PDFfiles/2004/cdr3504.pdf>. Accessed 24 September 2004).

Henderson, S. (2002). 'Protection' and 'It's a Fine Line': an evaluation of two multi-component interventions targeting drug use and sexual health in the context of the nightlife in Merseyside and Ibiza. HIT. Liverpool.

Hester, M. and Westmarland, N. (2004). Tackling street prostitution: towards a holistic approach. Home Office Research Study No. 279. Home Office. London.

Hickman, M., Higgins, V., Hope, V. and Bellis, M.A. (2004). Estimating prevalence of problem drug use: multiple methods in Brighton, Liverpool and London. Home Office Online Report 36/04. Home Office. London. (<http://www.homeoffice.gov.uk/rds/pdfs04/rdsolr3604.pdf>. Accessed 23 September 2004).

HM (Her Majesty's) Inspectorate of Education (2002). How good is our school? Self-evaluation using quality indicators. Her Majesty's Stationery Unit. Norwich.

HM (Her Majesty's) Prison Service (1995). Drug misuse in prisons. Her Majesty's Prison Service. London.

HM (Her Majesty's) Prison Service (2001). Mapping of the Prison Service order 3550 against QuADS. Her Majesty's Prison Service. London.

HM (Her Majesty's) Prison Service (2002). Drug Strategy. Her Majesty's Prison Service. London. (<http://www.hmprisonservice.gov.uk/assets/documents/10000155drugstrategy.pdf>. Accessed 29 October 2004).

- HM (Her Majesty's) Prison Service (2004a). The prison rules - updated 2004. Her Majesty's Prison Service. London. ([http://www.hmprisonservice.gov.uk/assets/documents/100002D9Prison\(Amendment\)Rules2003.DOC](http://www.hmprisonservice.gov.uk/assets/documents/100002D9Prison(Amendment)Rules2003.DOC). Accessed 28 October 2004).
- HM (Her Majesty's) Prison Service (2004b). The Prison Service Drug Strategy: general briefing note. Her Majesty's Prison Service. London. (<http://www.hmprisonservice.gov.uk/assets/documents/10000157drugstrategyGenBriefi>. Accessed 26th October 2004).
- HM (Her Majesty's) Prison Service (2004c). Annual report 2004. Her Majesty's Prison Service. London.
- HM (Her Majesty's) Prison Service (2004d). Unpublished information.
- Ho, E., Karimi-Tabesh, L. and Koren, G. (2001). Characteristics of pregnant women who use Ecstasy (3, 4-methylenedioxyamphetamine). Neurotoxicol Teratol. **23** (6): 561-7.
- Holloway, K., Bennett, T. and Lower, C. (2004). Trends in drug use and offending: the results of the NEW-ADAM programme 1999-2002. Home Office research findings 219. Home Office. London.
- Home Office (2002). Tackling drugs as part of neighbourhood renewal. Home Office. London.
- Home Office (2003). Schools to be blueprint for drugs education. Press Release 11 September 2003. Home Office. London. ([http://www.homeoffice.gov.uk/n\\_story.asp?item\\_id=598](http://www.homeoffice.gov.uk/n_story.asp?item_id=598). Accessed 26 October 2004).
- Home Office (2004a). £74 million to help build safer communities. Press release 10 March 2004. Home Office. London. ([http://www.homeoffice.gov.uk/n\\_story.asp?item\\_id=871](http://www.homeoffice.gov.uk/n_story.asp?item_id=871). Accessed 25 October 2004).
- Home Office (2004b). Young offenders to be drug tested. Press release 27 July 2004. Home Office. London. (<http://www.drugs.gov.uk/News/1090943126>. Accessed 27 October 2004).
- Home Office (2004c). Home Office monthly drug test monitor. May 2004. Home Office. London.
- Home Office (2004d). Modernising police powers to meet community needs. Home Office. London.
- Hope, V.D., Judd, A., Hickman, M., Lamagni, T., Hunter, G., Stimson, G., *et al.* (2001). Prevalence of hepatitis C among injection drug users in England and Wales: is harm reduction working? American Journal of Public Health. **91** (1): 38-42.
- Hope, V.D., Rogers, P.A., Jordan, L., Paine, T.C., Barnett, S., Parry, J.V., *et al.* (2002). Sustained increase in the sharing of needles and syringes among drug users in England and Wales. AIDS. **16**: 2494-6.
- House of Commons Northern Ireland Affairs Committee (2003). The illegal drugs trade and drug culture in Northern Ireland session 2002-2003. The Stationery Office. London. (<http://www.parliament.the-stationery-office.co.uk/pa/cm200203/cmselect/cmniaf/1217/1217.pdf>. Accessed 28 October 2004).
- Hunter, G. and May, T. (2004). Solutions and strategies: drug problems and street sex markets. Drugs Strategy Directorate, Home Office. London.
- Hunter, G.M., Stimson, G.V., Judd, A., Jones, S., Hickman, M. (2000). Measuring injecting risk behaviour in the second decade of harm reduction: a survey of injecting drug users in England. Addiction. **95**: 1351-1361.
- Hutchinson, S.J., Taylor, A., Gruer, L., Barr, C., Mills, C., Elliot, L., *et al.* (2000). One-year follow-up of opiate injectors treated with oral methadone in a GP-centred programme. Addiction. **95**: 1055-68.
- IMPACON (2003). Media analysis report: February - July 2003. Government's Drugs Communication Strategy. Confidential report undertaken for the Home Office.
- ISD (Information and Statistics Division) (2002). Scottish drug misuse statistics Scotland 2002. Information and Statistics Division. Edinburgh.

- ISD (Information and Statistics Division) (2004). Drug misuse statistics in Scotland 2003. Information and Statistics Division. Edinburgh. (<http://www.drugmisuse.isdscotland.org/publications/03dmss/03dmss2.htm>. Accessed 21 October 2004).
- Jobcentre Plus (2003). Partners: Progress2work. Online publication. (<http://www.jobcentreplus.gov.uk/cms.asp?Page=/Home/Partners/progress2work>. Accessed 2 August 2004).
- Jones, J.A., Salmon, J.E., Djuretic, T., Nichols, G., George, R.C. and Gill, O.N. (2002). An outbreak of serious illness and death among injecting drug users in England and Wales during 2000. Journal of Medical Microbiology. **51**: 978-98.
- Jowett, S., Banks, G. and Brown, A. (2001). Looking for change: the role and impact of begging on the lives of people who beg. A report for the Rough Sleepers Unit. Office of the Deputy Prime Minister. London.
- Klee, H., McLean, I. and Yavorsky, C. (2002). Employing drug users: individual and systematic barriers to rehabilitation. York Publishing Services.
- Lavelle, T.L., Hammersley, R. and Forsyth, A. (1991). The use of buprenorphine and temazepam by drug injectors. Journal of Addictive Diseases. **10**: 5-14.
- Lloyd, C. (1998). Risk Factors for Problem Drug Use: identifying vulnerable groups. Drugs Education Prevention and Policy. **5** (3): 217-32.
- Lupton, R., Wilson, A., May, T., Warburton, H. and Turnbull, P. (2002). Drug markets in deprived neighbourhoods. Home Office research findings 167. Home Office. London. (<http://www.homeoffice.gov.uk/rds/pdfs2/r167.pdf>. Accessed 25 October 2004).
- LVQ Research (2004). Published "in-house" by the Home Office. London.
- Marsden, J., Stillwell, G., Barlow, H., Taylor, C. and Boys, A. (2003). An Evaluation of a brief intervention model for use with young non-injecting stimulant users. National Addiction Centre, Kings College. London.
- Matrix Research and Consultancy and NACRO (2004). Evaluation of drug testing in the criminal justice system. Home Office. London. (<http://www.homeoffice.gov.uk/rds/pdfs04/hors286.pdf>. Accessed 26 October 2004).
- Mattick, R.P., Kimber, J., Breen, C. and Davoli, M. (2004). Buprenorphine maintenance versus placebo or methadone maintenance for opioid dependence. (Cochrane Review). The Cochrane Library. **1**. Wiley. Chichester.
- McElrath, K. (2002). Prevalence of problem opiate use in Northern Ireland. Department of Health, Social Services and Public Safety Northern Ireland. Belfast. (<http://www.dhsspsni.gov.uk/publications/2002/heroinreport.pdf>. Accessed 28 October 2004).
- McGuigan, C., Penrice, G., Gruer, L., Ahmed, S., Goldberg, D., Black, M., *et al.* (2002). Lethal outbreak of infection with *Clostridium novyi* type A and other spore-forming organisms in Scottish injecting drug users. Journal of Medical Microbiology. **51**: 971-7.
- McKeganey, N., McIntosh, J., MacDonald, F., Gannon, M., Gilvarry, E., McArdle, P. *et al.* (2003). Preteens and illegal drugs. Centre for Drug Misuse Research. University of Glasgow.
- McMurrin, M. and Priestly, P. (2000). Addressing substance-related offending (ASRO). Home Office. London.
- McVeigh, J., Beynon, C. and Bellis, M.A. (2003). New challenges for agency based syringe exchange schemes: analysis of 11 years of data (1991-2001) in Merseyside and Cheshire, United Kingdom. International Journal of Drug Policy. **14**: 399-405.
- Metrebian, N., Stimson, G., Shanahan, W., Alcorn, R., Sell, L., Nunn, A. *et al.* (2003). Pilot UK-injectable methadone trial (Pilot UK-INJECT). Final Report. Imperial College. London. (<http://www.mdx.ac.uk/www/drugmisuse/Stimson%20Exec%20Summary.doc>. Accessed 28 October 2004).

Millar, T., Gemmell, I., Hay, G. and Donmall, M. (2004). The dynamics of drug misuse: assessing changes in prevalence. Home Office online report 35/04. Home Office. London. (<http://www.homeoffice.gov.uk/rds/pdfs04/rdsolr3504.pdf>. Accessed 23 September 2004).

The Misuse of Drugs Act 1971. The Stationery Office. London.

The Misuse of Drugs Act 1971 (Modification) (No. 2) Order 2003. The Stationery Office. London.

Money Laundering Regulations 2003. The Stationery Office. London.

Morgan, O., Griffiths, C., Baker, A. and Majeed, A. (2004). Fatal toxicity of antidepressants in England and Wales, 1993-2002. Health Statistics Quarterly, **23**: 18-24.

MORI (Market & Opinion Research International) (2003). Key elements year 2, wave 1: final report research study. Home Office. London.

Morrison, V. (1989). Psychoactive substance use and related behaviours of 135 regular illicit drug users in Scotland. Drug and Alcohol Dependence, **23**: 95-101.

NACD (National Advisory Committee on Drugs) and DAIRU (Drug and Alcohol Information and Research Unit) (2003). Drug use in Ireland & Northern Ireland first results from the 2002/2003 drug prevalence survey. National Advisory Committee on Drugs, Dublin and Drug and Alcohol Information and Research Unit, Belfast.

Nacro and DrugScope (2003). Out of it - drugs, crime and social exclusion. Conference hosted by Nacro and DrugScope. 15 May 2003. The Commonwealth Institute. London.

Nash Parker, R. and Auerhahn, K. (1998). 'Alcohol, drugs and violence.' Annual Review of Sociology, **24**: 291-311.

NatCen/NFER (National Centre for Social Research/National Foundation for Educational Research) (2003). Drug use, smoking and drinking among young people in England in 2002. The Stationery Office. London. (<http://www.publications.doh.gov.uk/public/sb0314.htm>. Accessed 21 October 2004).

NatCen/NFER (National Centre for Social Research/National Foundation for Educational Research) (2004). Drug use, smoking and drinking among young people in England in 2003 Headline Figures. Online publication. (<http://www.publications.doh.gov.uk/public/sddsurvey2003.pdf>. Accessed 21 June 2004).

National Assembly for Wales (2000). Tackling substance misuse in Wales: a partnership approach. National Assembly for Wales. Cardiff. (<http://www.wales.gov.uk/subsocialpolicy/content/direct/Substance%20Misuse%20English.pdf>. Accessed 28 October 2004).

National Assembly for Wales (2003). Wales substance misuse review 2002/3. Final report. National Assembly for Wales. Cardiff.

National Probation Service for England and Wales (2003). National Probation Service Bulletin. Home Office. London.

NCIS (National Crime Intelligence Service) (2003). United Kingdom threat assessment of serious and organised crime. Online publication. (<http://www.ncis.co.uk/ukta.asp>. Accessed 29 October 2004).

NHS (National Health Service) Berkshire (2001). Management and treatment of substance misuse in Berkshire. Substance Misuse Protocol Group, NHS, Berkshire.

NICE (National Institute for Clinical Excellence) (2004). Interferon alfa (pegylated and non-pegylated) and ribavirin for the treatment of chronic hepatitis C. Quick Reference Guide. Technology Appraisal Guidance 75. National Institute for Clinical Excellence. London.

NIDA (National Institute on Drug Abuse) (1998). Drug abuse prevention through family intervention. NIDA Research Monograph 177. (<http://www.nida.nih.gov/pdf/monographs/monograph177/download177.html> Accessed 29 October 2004).



- Northern Ireland Office (1999). Drug strategy for Northern Ireland. Northern Ireland Office. Belfast. (<http://www.nics.gov.uk/drugs/pubs/strat.pdf>. Accessed 28 October 2004).
- NTA (National Treatment Agency for Substance Misuse) (2003a). New figures show real improvement in drug treatment. Press release 11 December 2003. National Treatment Agency for Substance Misuse. London. (<http://www.nta.nhs.uk/news/031211.htm>. Accessed 14 October 2004).
- NTA (National Treatment Agency for Substance Misuse) (2003b). Treating crack and cocaine misuse: a resource pack for treatment providers. National Treatment Agency for Substance Misuse. London.
- NTA (National Treatment Agency for Substance Misuse) (2003c). Largest research study in Europe on treating crack/cocaine misuse is launched. Press release 20 March 2003. National Treatment Agency for Substance Misuse. London. (<http://www.nta.nhs.uk/news/030320.htm>. Accessed 14 October 2004).
- NTA (National Treatment Agency for Substance Misuse) (2003d). Injectable heroin (and injectable methadone): potential roles in drug treatment. National Treatment Agency for Substance Misuse. London.
- NTA (National Treatment Agency for Substance Misuse) (2003e). Commissioning services to reduce drug-related deaths. National treatment Agency for Substance Misuse. London. (<http://www.nta.nhs.uk/publications/docs/NTACOMMI.pdf>. Accessed 23rd March 2004).
- NTA (National Treatment Agency for Substance Misuse) (2003f). Service specification: tier 2. Needle exchange and harm reduction. National treatment Agency for Substance Misuse. London. (<http://www.nta.nhs.uk/problems>. Accessed 23 September 2004).
- ONS (Office of National Statistics) (2004). Deaths related to drug poisoning: England and Wales, 1998-2002. Health Statistics Quarterly. **21**: 59-66.
- ONS (Office of National Statistics) and National Addiction Centre (2003). Drug-related mortality among newly-released offenders. Home Office online report 16/03. Home Office. London. (<http://www.drugs.gov.uk/ReportsandPublications/ResearchDevelopmentStatisticsRDS/1059576360>. Accessed 23 March 2004).
- Ormston R. (2003). Evaluation of the drug driving TV advert. Research findings 159/2003. NFO Social Research. Edinburgh.
- Parsons, J., Hickman, M., Turnbull, P.J., McSweeney, T., Stimson, G.V., Judd A. *et al.* (2002). Over a decade of syringe exchange: results from 1997 UK survey. Addiction. **97**: 845-50.
- Patton, G.C., Coffey, C., Carlin, J.B., Degenhardt, I., Lynskey, M. and Hall, W. (2002). Cannabis use and mental health in young people: cohort study. British Medical Journal. **325**: 1195-8.
- Priestly, P. and McMurrin, M. (2000). Programme for reducing individual substance misuse (PRISM). Home Office. London.
- The Prison (Amendment) (Northern Ireland) Order 2004, Statutory Instrument 2004 No. 704 (N.I. 5). The Stationery Office. London.
- The Proceeds of Crime Act 2003. The Stationery Office. London.
- Pulse (1989). Abuse of temgesic prompts control call. Pulse. **49** (2): 27.
- Railways and Transport Safety Act 2003. The Stationery Office. London. (<http://www.hmsc.gov.uk/acts/acts2003/20030020.htm>. Accessed 27 July 2004).
- Randall, G., Britton, J., DrugScope, Home Office, National Treatment Agency for Substance Misuse and the Department of Health (2002). Drug services for homeless people: a good practice guide. Office of the Deputy Prime Minister. London.
- Rushdy, A.A., White, J.M., Ramsay, M.E. and Crowcroft, N.S. (2003). Tetanus in England and Wales 1984-2000. Epidemiology & Infection. **130**: 71-7.



- SACDM (Scottish Advisory Committee on Drug Misuse) and SACAM (Scottish Advisory Committee on Alcohol Misuse) (2003). Mind the gaps. Meeting the needs of people with co-occurring substance misuse and mental health problems. Report of the joint working group. Scottish Advisory Committee on Drug Misuse and Scottish Advisory Committee on Alcohol Misuse. Scottish Executive. Edinburgh.
- Sakol, M.S., Stark, C. and Sykes, R. (1989). Buprenorphine and temazepam abuse by drug takers in Glasgow - an increase. British Journal of Addiction. **84**: 439-41.
- Schifano, F., Oyefeso, A., Corkery, J., Cobain, K., Jambert-Gray, R., Martinotti, G. and Ghodse, A. H. (2003). Death rates from ecstasy (MDMA, MDA) and polydrug use in England and Wales 1996-2002. Human Psychopharmacology. **18** (7): 519-24.
- Scottish Advisory Committee on Drug Misuse (2002). Psychostimulant working group report. Substance Misuse Division, Scottish Executive. Edinburgh. (<http://www.scotland.gov.uk/library5/health/pwgr-00.asp> Accessed 28 October 2004).
- Scottish Executive (2000). Recreational Drugs and Driving. Scottish Executive Development Department Research Programme research findings 102. Scottish Executive. Edinburgh.
- Scottish Executive (2003a). Drug misuse in schools 2002/2003. Scottish Executive. Edinburgh.
- Scottish Executive (2003b). Getting our priorities right: good practice guidance for working with children and families affected by substance misuse. Scottish Executive. Edinburgh.
- Scottish Executive (2003c). Review of drug treatment and rehabilitation services. Substance Misuse Division. Scottish Executive Health Department. Edinburgh. (<http://www.scotland.gov.uk/consultations/health/drugrehab.pdf>. Accessed 15 April 2004).
- Scottish Office (1999). Tackling drugs in Scotland: action in partnership. The Scottish Office. Edinburgh. (<http://www.scotland.gov.uk/library/documents-w7/tdis-00.htm>. Accessed 28 October 2004).
- Shiner, M. (2000). Doing it for themselves: a report on an evaluation of peer approaches to drug prevention. Drug Prevention Advisory Service paper 6. Home Office. London.
- Simmons, J. and Dodd, T. (eds.) (2003). Crime in England and Wales 2002/2003. Home Office statistical bulletin. Home Office. London.
- Siney, C. (2001). Hepatitis C in pregnancy. Midwifery Digest. **11**: 2.
- Sondhi, A., O'Shea, J. and Williams, T. (2002). Arrest referral: emerging findings from the national monitoring and evaluation programme. Drug Prevention Advisory Service paper 18. Home Office. London.
- Stanistreet, D., Gabbay, M., Jeffrey, V. and Taylor, S. (2004). Are deaths due to drug use among young men underestimated in official statistics? Drugs, education, prevention and policy. **3**: 229-242.
- Stewart, M. (1991). Effect of scheduling of buprenorphine (Temgesic) on drug abuse patterns in Glasgow. British Medical Journal. **302**: 969.
- Stimson, G. V. (1995). AIDS and injecting drug use in the United Kingdom, 1987-1993: the policy response and the prevention of an epidemic. Social Science and Medicine. **41**: 699-716.
- Strang, J. (1985). Abuse of buprenorphine. Lancet. **2**: 725.
- Strang, J. (1991). Abuse of buprenorphine (Temgesic) by snorting. British Medical Journal. **302**: 275.
- Strathdee, G., Manning, V., Best, D., Keaney, F., Bhui K., Witton, J., *et al.* (2002). Dual diagnosis in a primary care group (PCG). (100,000 population locality): a step-by-step epidemiological needs assessment and design of a training and service response model. Online publication. (<http://www.mdx.ac.uk/www/drugsmisuse/Strathdee%20Exec%20Summary%20new.doc>. Accessed 25 October 2004).
- SWPHO (South West Public Health Observatory) (2002). The impact of drug misuse on health in the South West, 1996-2001. Online publication. (<http://www.swpho.org.uk/drugsimpact/index.htm>. Accessed 29 October 2004).

Taylor, A., Goldberg, D., Hutchinson, S., Cameron, S., Gore, S.M., McMenamin, J., *et al.* (2000). Prevalence of hepatitis C virus infection among injecting drug users in Glasgow 1990-1996: are current harm reduction strategies working? Journal of Infection. **40** (2): 176-83.

The Theft Act 1968. The Stationery Office. London.

Thorpe, K. and Wood, M. 'Antisocial behaviour.' In S. Nicholas and A. Walker (eds.) (2004). Crime in England and Wales 2002/2003 supplementary volume 2: crime, disorder and the criminal justice system - public attitudes and perceptions. Home Office statistical bulletin. Home Office. London.

Tunbridge, R.J., Keigan, M. and James, F.J. (2001). The incidence of drugs and alcohol in road accident fatalities. Transport Research Laboratory. Berkshire.

Turnbull, P.J., Sweeney, T., Webster, R., Edmunds, M. and Hough, M. (2000). Drug treatment and testing orders: final evaluation report. Home Office research study 212. Home Office. London.

UK Focal Point (2003). United Kingdom drug situation 2002: annual report to the European Monitoring Centre for Drugs and Drug Addiction (EMCDDA). Centre for Public Health, Liverpool John Moores University and Department of Health. Liverpool.

UKADCU (United Kingdom Anti-Drugs Co-ordination Unit) (1998). Tackling drugs to build a better Britain. The Stationery Office. London. (<http://www.archive.official-documents.co.uk/document/cm39/3945/contents.htm>. Accessed 28 October 2004).

Unlinked Anonymous Surveys Steering Group (2002). Prevalence of HIV and hepatitis infections in the United Kingdom 2001. Department of Health. London. ([http://www.hpa.org.uk/infections/topics\\_az/hiv\\_and\\_sti/publications/hiv\\_ua\\_annual\\_2001.pdf](http://www.hpa.org.uk/infections/topics_az/hiv_and_sti/publications/hiv_ua_annual_2001.pdf). Accessed 24 September 2004).

The Vagrancy Act 1824. The Stationery Office. London.

Ward, J., Henderson, Z. and Pearson, G. (2003). One problem among many: drug use among care leavers in transition to independent living. Home Office research study 260. Home Office. London. (<http://www.homeoffice.gov.uk/rds/pdfs2/r190.pdf>. Accessed 28 October 2004).

Webster, R., Goodman, M. and Whalley, G. (2002). Safer clubbing: guidance for licensing authorities, club managers and promoters. Home Office and London Drugs Policy Forum in partnership with Release. London.

Willner, P. (2000) Further validation and development of a screening instrument for the assessment of substance misuse in adolescents. Addiction. **95**: 1691-8. (<http://www.homeoffice.gov.uk/rds/pdfs2/hors261.pdf>. Accessed 26 October 2004).

Wincup, E., Buckland, G. and Bayliss, R. (2003). Youth homelessness and substance use. Home Office Research Study 258. Home Office. London. (<http://www.homeoffice.gov.uk/rds/pdfs2/hors258.pdf>. Accessed 28 October 2004).

Zammit, S., Allebeck, P., Andreasson, S., Lundberg, I. and Lewis, G. (2002). Self reported cannabis use as a risk factor for schizophrenia in Swedish conscripts of 1969: historical cohort study. British Medical Journal. **325**: 1199.

# ANNEXES

## List of tables used in the text

Table 1: The current status of the Public Service Agreements.....	21
Table 2: Attitudes of 14 to 17 year olds regarding cannabis .....	22
Table 3: Prevalence of illegal drug use in Northern Ireland by age (%): 2002/03.....	26
Table 4: Prevalence of illegal drug use in Northern Ireland by gender (%): 2002/03.....	26
Table 5: Prevalence of illegal drug use amongst the school age population in the United Kingdom .....	27
Table 6: Prevalence of illegal drug use amongst 15 year olds in the United Kingdom .....	27
Table 7: National prevalence estimates for problem drug use in the United Kingdom .....	35
Table 8: New presentations for treatment in the UK.....	37
Table 9: Death by age, gender and administration in the United Kingdom using the European Monitoring Centre for Drugs and Drug Addiction drug-related deaths standard definition, 2002 .....	46
Table 10: Mentions of specific drugs on United Kingdom death certificates .....	48
Table 11: Drugs as a proportion of drug poisoning deaths by definition .....	48
Table 12: Importation routes of some illegal drugs entering the United Kingdom.....	67
Table 13: Number of seizures of illicit drugs made by all law enforcement agencies, United Kingdom .....	68
Table 14: Total prescription items dispensed for Subutex in England .....	75
Table 15: Mandatory drug testing in Scottish prisons: positive tests for buprenorphine .....	76

## List of figures used in the text

Figure 1: Direct expenditure for tackling drugs in the United Kingdom .....	22
Figure 2: Number of deaths using European Monitoring Centre for Drugs and Drug Addiction drug-related deaths standard definition.....	45
Figure 3: Death by age and gender in the United Kingdom using European Monitoring Centre for Drugs and Drug Addiction drug-related deaths standard definition, 2002.....	46
Figure 4: Comparison of total number of deaths using three definitions (United Kingdom) .....	47
Figure 5: HIV prevalence among injecting drug users in the UK.....	50
Figure 6: Hepatitis C laboratory reports in the United Kingdom .....	51
Figure 7: Number of seizures of illicit drugs made by all law enforcement agencies, United Kingdom .....	68
Figure 8: Number of seizures of cannabis made by all law enforcement agencies, United Kingdom .....	68
Figure 9: Street level average purity of illegal substances in England and Wales .....	70

## List of websites used in the text

Adfam <a href="http://www.adfam.org.uk">www.adfam.org.uk</a>	Information and Statistics Division, Scottish Executive <a href="http://www.drugmisuse.isdscotland.org">www.drugmisuse.isdscotland.org</a>
Changing Children's Services Fund <a href="http://www.childreninScotland.org.uk">www.childreninScotland.org.uk</a>	Know the Score <a href="http://www.knowthescore.info">www.knowthescore.info</a>
Communicable Disease Surveillance Centre Northern Ireland <a href="http://www.cdscni.org.uk">www.cdscni.org.uk</a>	Management Standards Consultancy <a href="http://www.themsc.org">www.themsc.org</a>
Connexions <a href="http://www.connexions.gov.uk">www.connexions.gov.uk</a>	Medicines and Healthcare products Regulatory Agency <a href="http://www.mhra.gov.uk">www.mhra.gov.uk</a> ; <a href="http://www.mca.org.uk">www.mca.org.uk</a>
Crime Reduction <a href="http://www.crimereduction.gov.uk">www.crimereduction.gov.uk</a>	National Collaborating Centre for Drug Prevention <a href="http://www.cph.org.uk/nccdp">www.cph.org.uk/nccdp</a>
Department for Education and Skills <a href="http://www.dfes.gov.uk">www.dfes.gov.uk</a>	National Criminal Intelligence Service <a href="http://www.ncis.co.uk">www.ncis.co.uk</a>
Department for Transport, Local Government and the Regions <a href="http://www.dtlr.gov.uk">www.dtlr.gov.uk</a>	National Health Service <a href="http://www.nhs.uk">www.nhs.uk</a>
Department of Education Northern Ireland <a href="http://www.deni.gov.uk">www.deni.gov.uk</a>	National Health Service hepatitis C awareness website <a href="http://www.hepc.nhs.uk">www.hepc.nhs.uk</a>
Department of Health <a href="http://www.doh.gov.uk">www.doh.gov.uk</a>	National Institute on Drug Abuse <a href="http://www.nida.nih.gov">www.nida.nih.gov</a>
Department of Health, Social Services and Public Safety Northern Ireland <a href="http://www.dhsspsni.gov.uk">www.dhsspsni.gov.uk</a>	National Treatment Agency for Substance Misuse <a href="http://www.nta.nhs.uk">www.nta.nhs.uk</a>
Drug Abuse Resistant Education <a href="http://www.dare.uk.com">www.dare.uk.com</a>	North West Public Health Observatory, Centre for Public Health <a href="http://www.cph.org.uk">www.cph.org.uk</a>
Drugs Strategy Directorate, Home Office <a href="http://www.drugs.gov.uk">www.drugs.gov.uk</a>	Northern Ireland Office <a href="http://www.nio.gov.uk">www.nio.gov.uk</a>
EMCDDA <a href="http://www.emcdda.eu.int">www.emcdda.eu.int</a>	Pricing Prescription Authority <a href="http://www.ppa.org.uk">www.ppa.org.uk</a>
Eurosurveillance <a href="http://www.eurosurveillance.org">www.eurosurveillance.org</a>	Research, Development and Statistics Directorate, Home Office <a href="http://www.homeoffice.gov.uk/rds">www.homeoffice.gov.uk/rds</a>
FRANK <a href="http://www.talktofrank.com">www.talktofrank.com</a>	Scotland Against Drugs <a href="http://www.sad.org.uk">www.sad.org.uk</a>
Forensic Science Service <a href="http://www.forensic.gov.uk">www.forensic.gov.uk</a>	Scottish Drugs Forum <a href="http://www.sdf.org.uk">www.sdf.org.uk</a>
General Register Office for Scotland <a href="http://www.gro-scotland.gov">www.gro-scotland.gov</a>	Scottish Executive <a href="http://www.scotland.gov.uk">www.scotland.gov.uk</a>
Health Promotion Agency <a href="http://www.healthpromotionagency.org.uk">www.healthpromotionagency.org.uk</a>	The Stationery Office <a href="http://www.legislation.hmsso.gov.uk">www.legislation.hmsso.gov.uk</a>
Health Protection Agency <a href="http://www.hpa.org.uk">www.hpa.org.uk</a>	Substance Misuse Management in General Practice <a href="http://www.smmgp.demon.co.uk">www.smmgp.demon.co.uk</a>
Her Majesty's Prison Service England and Wales <a href="http://www.hmprisonservice.gov.uk">www.hmprisonservice.gov.uk</a>	Tackling Anti-Social Behaviour <a href="http://www.together.gov.uk">www.together.gov.uk</a>
Her Majesty's Treasury <a href="http://www.hm-treasury.gov.uk">www.hm-treasury.gov.uk</a>	UK Focal Point on Drugs <a href="http://www.ukfocalpoint.org.uk">www.ukfocalpoint.org.uk</a>
Home Office <a href="http://www.homeoffice.gov.uk">www.homeoffice.gov.uk</a>	Welsh Assembly <a href="http://www.wales.gov.uk">www.wales.gov.uk</a>

## List of abbreviations used in the text

µg	Micrograms
ACMD	Advisory Council on the Misuse of Drugs, United Kingdom
ACPO	Association of Chief Police Officers, England, Wales and Northern Ireland
AIDS	Acquired Immunodeficiency Syndrome
Anti-HCV	Antibodies to hepatitis C virus
Anti-HBC	Antibodies to hepatitis B virus core
ASBO	Anti-Social Behaviour Orders
ASMA	Assessment of Substance Misuse in Adolescence
ASRO	Addressing Substance-Related Offending
BCS	British Crime Survey, England and Wales
BSC	Building Safer Communities, England
CAD	Communities Against Drugs, England
CAHRU	Child and Adolescent Health Research Unit, Scotland
CARATs	Counselling, assessment, referral, advice and through-care Services, England and Wales
CCTV	Closed circuit television
CDR	Communicable Disease Report
CDSC	Communicable Disease Surveillance Centre, England
CI	Confidence interval
CJIT	Criminal Justice Intervention Team
CPRO	Community Punishment and Rehabilitation Order
CRO	Community Rehabilitation Order
D(A)AT	Drug (and Alcohol) Action Team
DAIRU	Drug and Alcohol Information and Research Unit, Northern Ireland
DAO	Drug Abstinence Order
DAR	Drug Abstinence Requirement
DARE	Drug Abuse Resistance Education
DENI	Department of Education Northern Ireland
DfES	Department for Education and Skills, England
DH	Department of Health, England
DIP	Drugs Intervention Programme, England
DHSSPSNI	Department of Health, Social Services and Public Safety Northern Ireland
DMD	Drug Misuse Database
DPAS	Drug Prevention Advisory Service, England
DRD	Drug-related death
DTLR	Department for Transport, Local Government and the Regions, United Kingdom
DTTOs	Drug Treatment and Testing Orders
EIU	Effective Interventions Unit, Scotland
EMCDDA	European Monitoring Centre for Drugs and Drug Addiction
ESPAD	European School Survey Project on Alcohol and other Drugs
FSS	Forensic Science Service, England and Wales
GHB	Gamma hydroxybutyrate
GMR	General Mortality Register
GP	General practitioner
HAS	Health Advisory Service, England and Wales
HAZ	Health Action Zones
HBV	Hepatitis B
HCV	Hepatitis C
HBSC	Health Behaviour in School Age Children Survey
HDA	Health Development Agency, England
HIV	Human Immunodeficiency Virus
HM Customs and Excise	Her Majesty's Customs and Excise, United Kingdom
HM Prison Service	Her Majesty's Prison Service, England and Wales
IDU	Injecting drug user
ISD	Information and Statistics Division, Scotland
LSD	Lysergic diethylamide acid
LST	Life Skill Training
MDA	Methylenedioxyamphetamine
MDEA	Methylenedioxyethylamphetamine
MDMA	3,4-Methylenedioxy-n-methylamphetamine

MDT	Mandatory drug testing
mg	Milligrams
MHRA	Medicines and Healthcare products Regulatory Agency, United Kingdom
MRSA	Methicillin Resistant Staphylococcus Aureus
NACD	National Advisory Committee on Drugs, Ireland
NatCen	National Centre for Social Research, United Kingdom
NCCDP	National Collaborating Centre for Drug Prevention, United Kingdom
NCIS	National Criminal Intelligence Service, United Kingdom
NDTMS	National Drug Treatment Monitoring System, England
NEW-ADAM	New English and Welsh Arrestee Drug Abuse Monitoring
NFER	National Foundation for Educational Research, United Kingdom
NHS	National Health Service, United Kingdom
NICE	National Institute for Clinical Excellence, England and Wales
NIDA	National Institute for Drug Abuse, United States of America
np-SAD	National Programme on Substance Abuse Deaths, United Kingdom
NPSA	National Patients' Safety Agency, England and Wales
NSES	Northern Ireland Needle and Syringe Exchange Scheme
NTA	National Treatment Agency for Substance Misuse, England
ONS	Office for National Statistics, United Kingdom
OSAPP	Offending Substance Abuse Prevention Programme
p2w	Progress2Work, United Kingdom
PDI	Partnership Drugs Initiative, Scotland
PMA	Para-metoxamphetamine
PPA	Pricing Prescription Authority, England
PRISM	Programme for Reducing Individual Substance Misuse
PSA	Public Service Agreement
PSHE	Personal, Social and Health Education
RCGP	Royal College of General Practitioners, United Kingdom
SACAM	Scottish Advisory Committee on Alcohol Misuse
SACDM	Scottish Advisory Committee on Drug Misuse
SAD	Scotland Against Drugs
SALSUS	Scottish Schools Adolescent Lifestyle and Substance Use Survey
SCIEH	Scottish Centre for Infection and Environmental Health
SCS	Scottish Crime Survey
SDF	Scottish Drugs Forum
SDP	Short duration programme
SDS	Severity Dependence Scale
SMMGP	Substance Misuse Management in General Practice
SMR	Special Mortality Register
SPS	Scottish Prison Service
SSRI	Selective Serotonin Reuptake Inhibitors
SWPHO	South West Public Health Observatory, England
TC	Therapeutic community
THC	Tetrahydrocannabinol
UAPMP	Unlinked Anonymous Prevalence Monitoring Programme
UK	United Kingdom
UKADCU	United Kingdom Anti-Drugs Coordination Unit
UNCND	United Nations Convention on Narcotic Drugs
VDT	Voluntary drug testing
YOT	Youth Offending Team