

# Citizen Survey Report

## Dublin's Night-Time Economy



Comhairle Cathrach  
Bhaile Átha Cliath  
Dublin City Council



Economic Development Office  
Dublin City Council

Report Date: 13/09/2023

Survey Fieldwork: July / August 2023

Report by:



**Delve Research**  
Survey Research & Analysis

[www.delve-research.com](http://www.delve-research.com)

# Agenda

I.	Summary	2
II.	Introduction and Respondent Profile	8
III.	Life Satisfaction	13
IV.	Engaging in Activities Between 6pm and 6am	15
V.	Barriers to Going Out at Night in Dublin More	18
VI.	Priorities for Night-Time Experience	20
VII.	Availability & Demand 12 midnight to 3am	22
VIII.	Availability & Demand 3am to 6am	25
IX.	Travel & International Comparisons	28
X.	Suggestions for Improving Night-Time Activities	32
XI.	Perceptions of Evening-time Economy - 6pm to 12 midnight	34
XII.	Improving Public Transport - 6pm to 12 midnight	36
XIII.	Perceptions of Night-time Economy - 12 midnight to 6am	38
XIV.	Priorities for Night-time Economy Advisor	41
XV.	Opening Hours Legislation	43
XVI.	Night-time Work	48

## Life Satisfaction

- **6.7 out of 10** is the average life satisfaction score among respondents. This is down slightly from 6.8 measured in May 2023. Life satisfaction is **highest among over 65s** (7.3 out of 10). Life Satisfaction is higher among those with higher incomes.

## Engaging in Activities Between 6pm and 6am

- The activities most commonly engaged in between 6pm and 6am were “Eating out” (71% of respondents doing this at least once a month), “Socialising at home / in a private residence” (69%), “Everyday tasks such as shopping / errands” (68%), “Socialising somewhere other than a pub or bar” (65%) and “Socialising in a pub or bar” (62%). There was no significant change in the level of engagement in these activities since February 2020.
- Since February 2020 there has been a fall in the percentage going to work during these hours (from 47% to 39%); attending a class or study group (from 24% to 15%) and going to dance venues (from 26% to 14%).

## Barriers to Going Out at Night in Dublin More

- The most common barriers to going out at night in Dublin more were “too expensive” (noted by 50% of respondents, up from 41% in 2020); “I do not feel safe in Dublin at night” (47% - up from 21% in 2020) and “It is difficult for me to get home at night” (32% - up from 26% in 2020).

## Priorities for Night-time Experience

- “Better safety at night” was a top priority for 64% of respondents – up from 44% in February 2020. “Improved night-time transport” was the next most common priority (60%).
- “More free / low cost activities” was a priority for 29% of respondents, down from 36% in 2020.
- “More 24-hour public toilets” was a priority for 29% of respondents, up from 20% in 2020.

## Availability and Demand – 12am-3am

- 66% of respondents felt that more performance spaces are needed between these hours, up from 60% in 2020. 62% felt more cafés are needed between these hours, up from 53%. 62% felt that more music venues are needed between these hours, up from 52%. 61% felt that more cultural venues are needed between these hours, similar to 2020.
- There was also increased perceived need during these hours for games venues (57%), dance venues (56%), shops (51%) and restaurants (47%).
- 28% felt that more bars are needed during these hours, similar to 2020.
- If service were available between 12am and 3am, 62% of respondents indicated that they would be likely to use music venues, 57% bars, 53% cultural venues and 53% performance spaces. These are all similar to what was recorded in February 2020.

## Availability and Demand – 3am-6am

- 43% of respondents felt that more dance venues are needed between these hours, similar to 2020. 40% felt more music venues are needed between these hours, 62% felt that more shops are needed between these hours, 38% felt that more cafés are needed between these hours, all similar to 2020.
- There was decreased perceived need during these hours for performance spaces (34%, down from 42%), bars (32%, down from 39%) and cultural venues (32%, down from 39%).
- If service were available between 3am and 6am, 36% of respondents indicated that they would be likely to use music venues (down from 44% in 2020), 32% bars (down from 42%), 32% dance venues (down from 40%), 28% performance spaces (down from 35%) and 28% cafés (down from 42%).

## Travel and International Comparisons

- 43% of respondents indicated that they travel abroad for leisure at least every few months. The pattern of traveling abroad for leisure is similar to that observed in February 2020.
- Among those with a basis for comparison, 78% rate Dublin's nightlife poorer, and 7% rate Dublin's nightlife better than the nightlife in the cities they have visited abroad.
- Dublin's nightlife is rated more positively by comparison among older age groups.
- Berlin, London and Amsterdam were the cities most commonly selected in the top 3 European cities for nightlife, similar to February 2020.
- 5% of respondents placed Dublin in their top 3 European cities for nightlife. This is down from 13% in February 2020.

## Suggestions for Improving Night-time Activities in Dublin

- "Improved safety / security / address anti-social behaviour" was the most common suggestion for improving night-time activities in Dublin with 30% of top-of-mind mentions. This is up from 14% in February 2020.
- "Longer / staggered opening hours for venues / licencing reform" accounted for 18% of mentions – down from 30% in February 2020.
- "More venues / more variety of venues (sizes / types)" was at 14% of first mentions, up from 8% in 2020.

## Perceptions of the Evening-time Economy – 6pm to 12 midnight

- 92% of respondents agreed that “The evening-time economy is important to the overall Dublin economy” and 88% agreed that “The evening-time economy makes a positive contribution to Dublin's cultural life”. These are in line with February 2020 figures.
- 79% agreed that “More evening-time options are needed where I live” (up from 73%) and 78% agreed that “More evening-time options are needed in Dublin City Centre” (up from 72% in 2020)
- 42% agreed that that “There is good public transport between 6pm and 12 midnight” (similar to 2020)

## Improving Public Transport Between 6pm and 12 midnight

- “Increased frequency / availability / running later / running 24 hours” was suggested by 75% of respondents as the way to improve public transport in Dublin between 6pm and midnight. Bus was the most commonly mentioned mode among these suggestions, followed by Luas, train and Dart

## Perceptions of the Night-time Economy – 12 midnight to 6am

- 79% of respondents agreed that “The night-time economy is important to the overall Dublin economy” and 73% agreed that “The night-time economy makes a positive contribution to Dublin's cultural life”. These are in line with February 2020 figures.
- 72% agreed that “More night-time options are needed in Dublin City Centre (up from 65% in 2020) and 62% agreed that “More night-time options are needed where I live”.
- 11% agreed that that “There is good public transport between 12 midnight and 6am” (similar to 2020)

## Improving Public Transport Between 12 midnight and 6am

- “Increased frequency / availability / running later / running 24 hours” was suggested by 79% of respondents as the way to improve public transport in Dublin between midnight and 6am. Bus was the most commonly mentioned mode among these suggestions, followed by Luas, Dart and train

## Priorities for Night-time Economy Advisor

- 61% of respondents selected “Develop a night-time economy action plan” as a priority for a dedicated night-time economy advisor, 59% selected “Identify challenges and opportunities for the night-time economy” and 52% selected “Engage the local community in the process through an extensive consultation process”.
- While developing an action plan was the top priority for those aged under 50, engaging the local community through a consultation process was the top priority for over-65s.

## Opening Hours Legislation

- 73% of respondents somewhat or strongly support new pub opening hours, with 61% likely to avail of new pub opening hours.
- The most common reason for opposing new pub opening hours was “Too much alcohol consumption already / this will promote more”
- 62% somewhat or strongly support new nightclub opening hours, with 38% likely to avail of new nightclub opening hours
- The most common reason for opposing new nightclub opening hours was “Concern about anti-social behaviour / safety”
- Support for both is higher among males than among females, and significantly higher among younger respondents than among older respondents.

## Night-time Work

- 6% of those at work indicated that they work predominantly in the evening or at night.
- 26% of those working in the evening or at night work in the Creative Industries, 18% work in Professional Services. 14% work in Hospitality and 14% in Health.

# Agenda

I.	Summary	2
II.	Introduction and Respondent Profile	8
III.	Life Satisfaction	13
IV.	Engaging in Activities Between 6pm and 6am	15
V.	Barriers to Going Out at Night in Dublin More	18
VI.	Priorities for Night-Time Experience	20
VII.	Availability & Demand 12 midnight to 3am	22
VIII.	Availability & Demand 3am to 6am	25
IX.	Travel & International Comparisons	28
X.	Suggestions for Improving Night-Time Activities	32
XI.	Perceptions of Evening-time Economy - 6pm to 12 midnight	34
XII.	Improving Public Transport - 6pm to 12 midnight	36
XIII.	Perceptions of Night-time Economy - 12 midnight to 6am	38
XIV.	Priorities for Night-time Economy Advisor	41
XV.	Opening Hours Legislation	43
XVI.	Night-time Work	48





- Online survey, 25th July - 9th August 2023
- 960 respondents from the "Your Dublin, Your Voice" opinion panel
- 20% response rate
- Margin of error +/- 3.2%
- Robust panel in existence since 2010, recruitment through various channels



49%

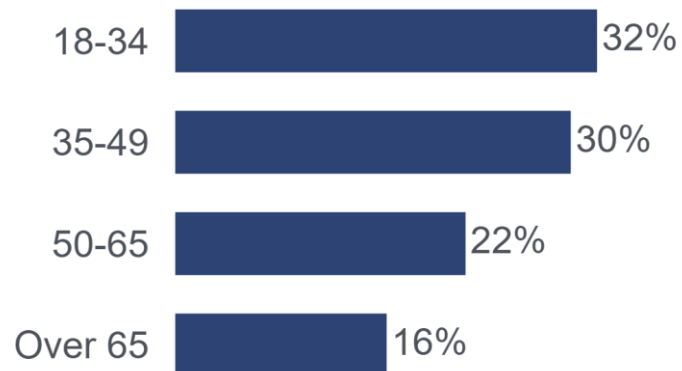


51%

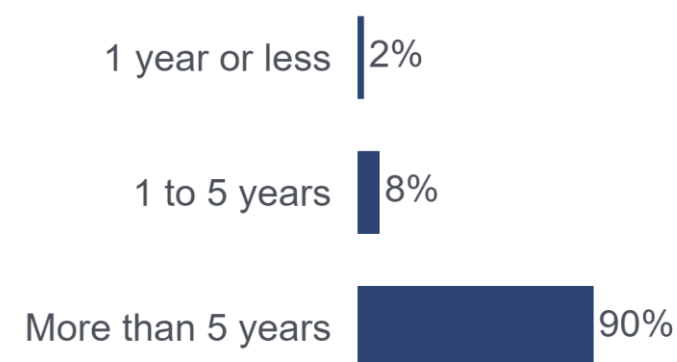


23% with dependent children in household

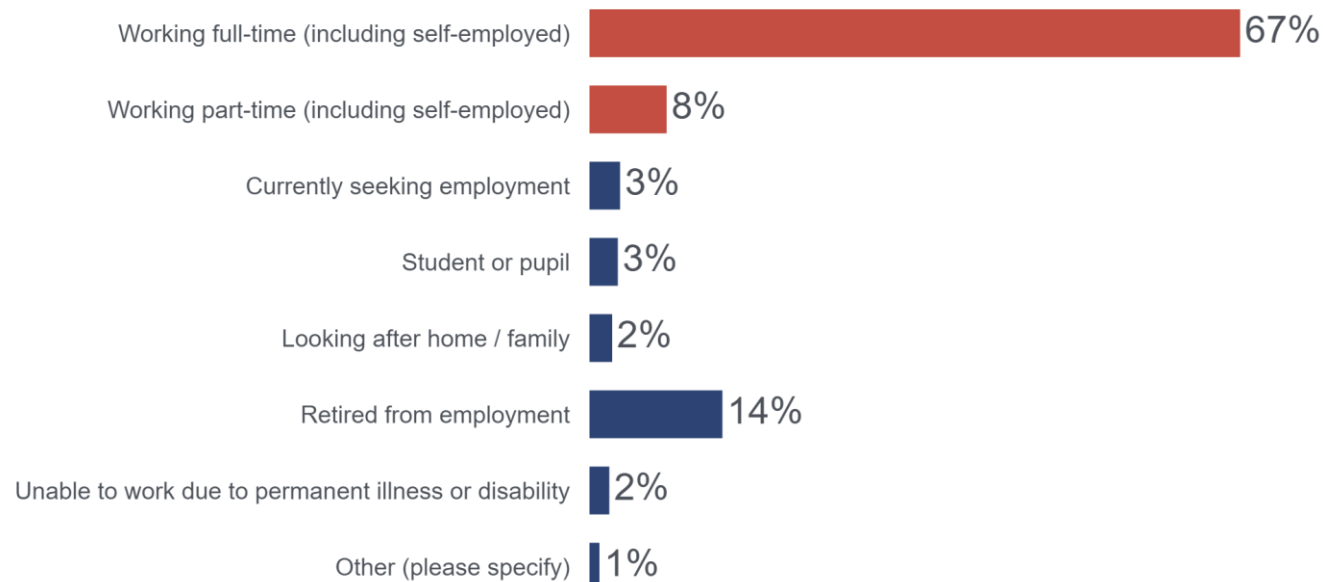
## Age Group



## Time Living in Dublin



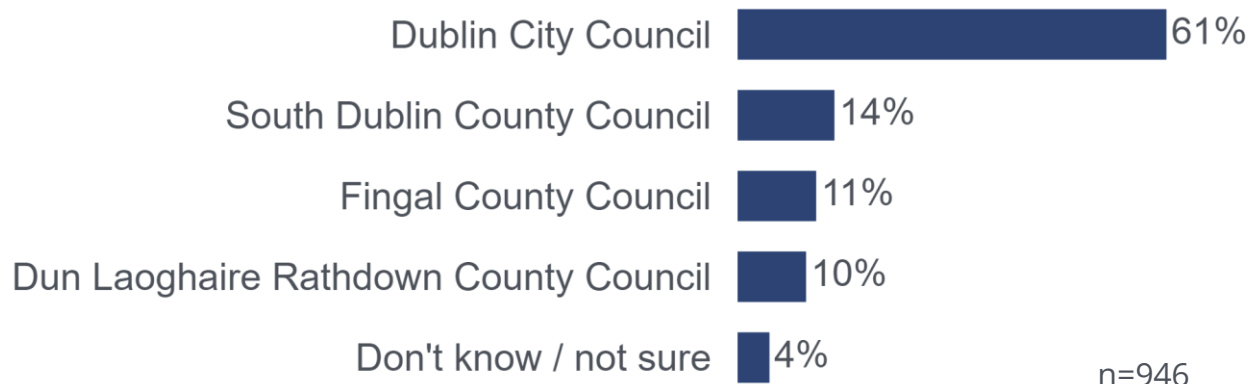
## Employment Status



33 nationalities represented on this survey, 91% Irish



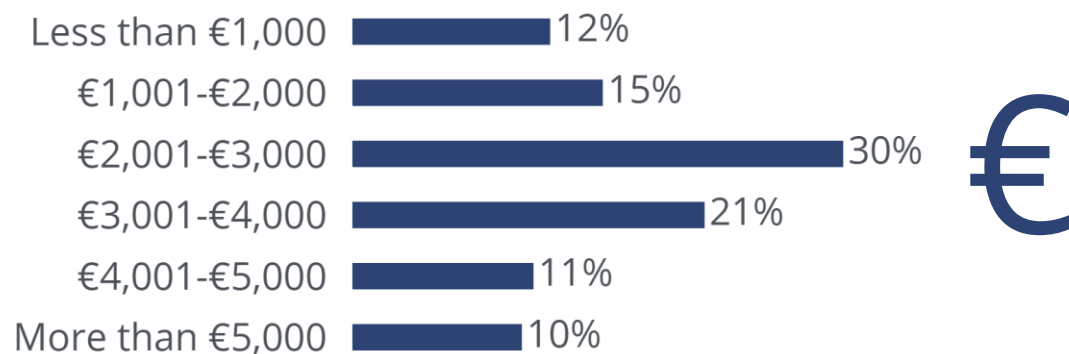
## Local Authority



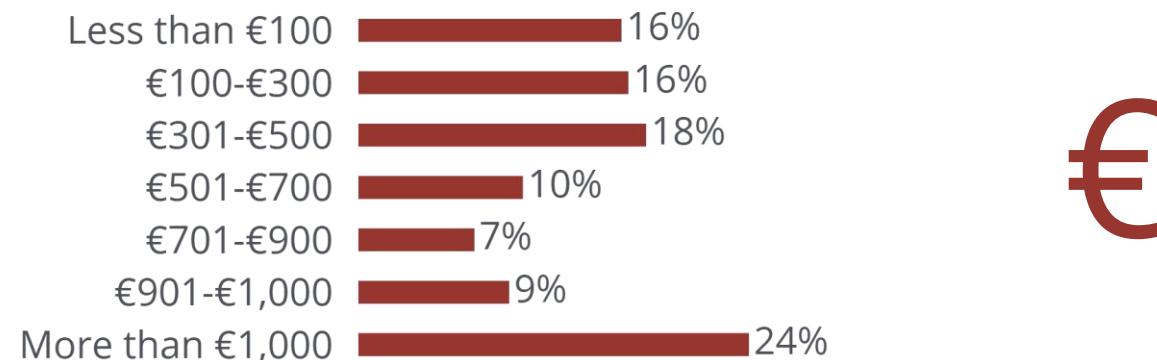
## Current Area of Residence

	%
Outside County Dublin	5%
Dublin 1	2%
Dublin 2	2%
Dublin 3	6%
Dublin 4	4%
Dublin 5	4%
Dublin 6	4%
Dublin 6W	4%
Dublin 7	9%
Dublin 8	9%
Dublin 9	7%
Dublin 10	1%
Dublin 11	5%
Dublin 12	7%
Dublin 13	3%
Dublin 14	5%
Dublin 15	3%
Dublin 16	3%
Dublin 17	1%
Dublin 18	2%
Dublin 20	1%
Dublin 22	1%
Dublin 24	2%
County Dublin	10%
NET	100%

## Monthly Income After Taxes, Before Bills



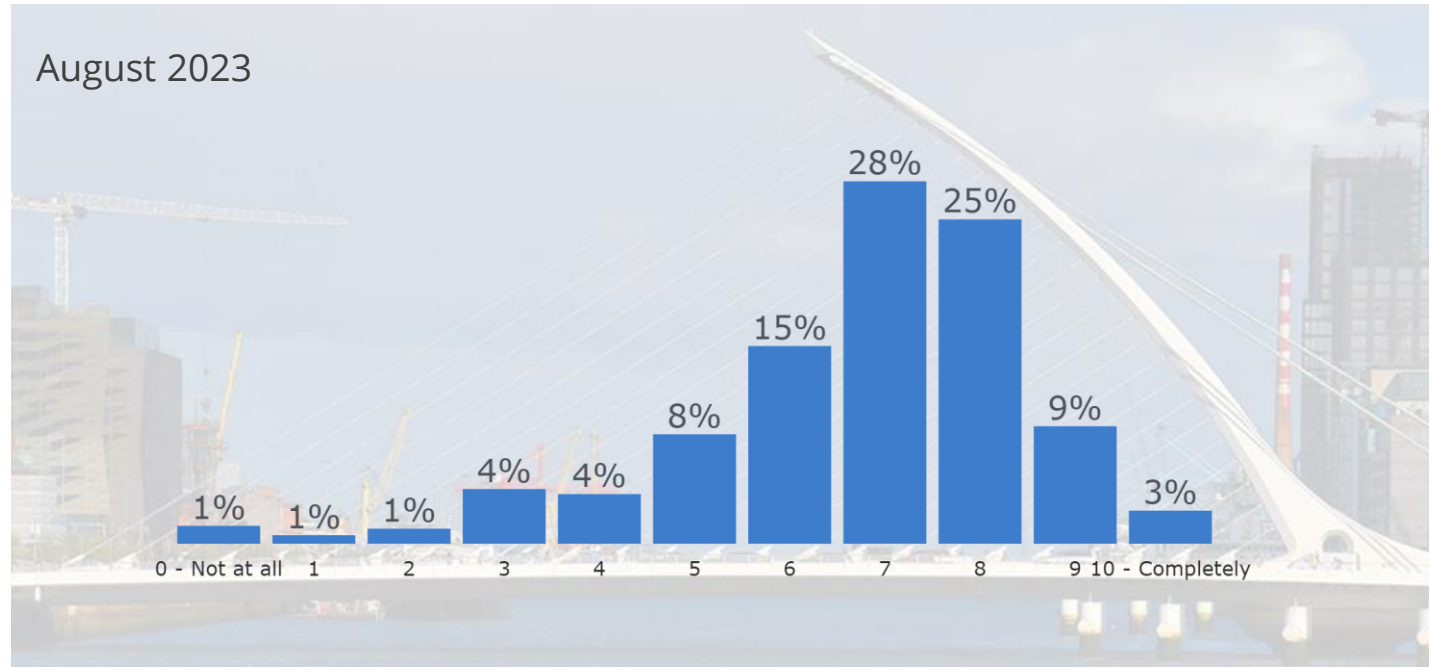
## Monthly Disposable Income After Bills Are Paid



# Agenda

I.	Summary	2
II.	Introduction and Respondent Profile	8
III.	Life Satisfaction	13
IV.	Engaging in Activities Between 6pm and 6am	15
V.	Barriers to Going Out at Night in Dublin More	18
VI.	Priorities for Night-Time Experience	20
VII.	Availability & Demand 12 midnight to 3am	22
VIII.	Availability & Demand 3am to 6am	25
IX.	Travel & International Comparisons	28
X.	Suggestions for Improving Night-Time Activities	32
XI.	Perceptions of Evening-time Economy - 6pm to 12 midnight	34
XII.	Improving Public Transport - 6pm to 12 midnight	36
XIII.	Perceptions of Night-time Economy - 12 midnight to 6am	38
XIV.	Priorities for Night-time Economy Advisor	41
XV.	Opening Hours Legislation	43
XVI.	Night-time Work	48

On a scale of 0 to 10, overall how satisfied are you with your life nowadays?



**6.7**  
is the average life  
satisfaction score out of 10

This is down slightly from  
the level measured in May  
2023



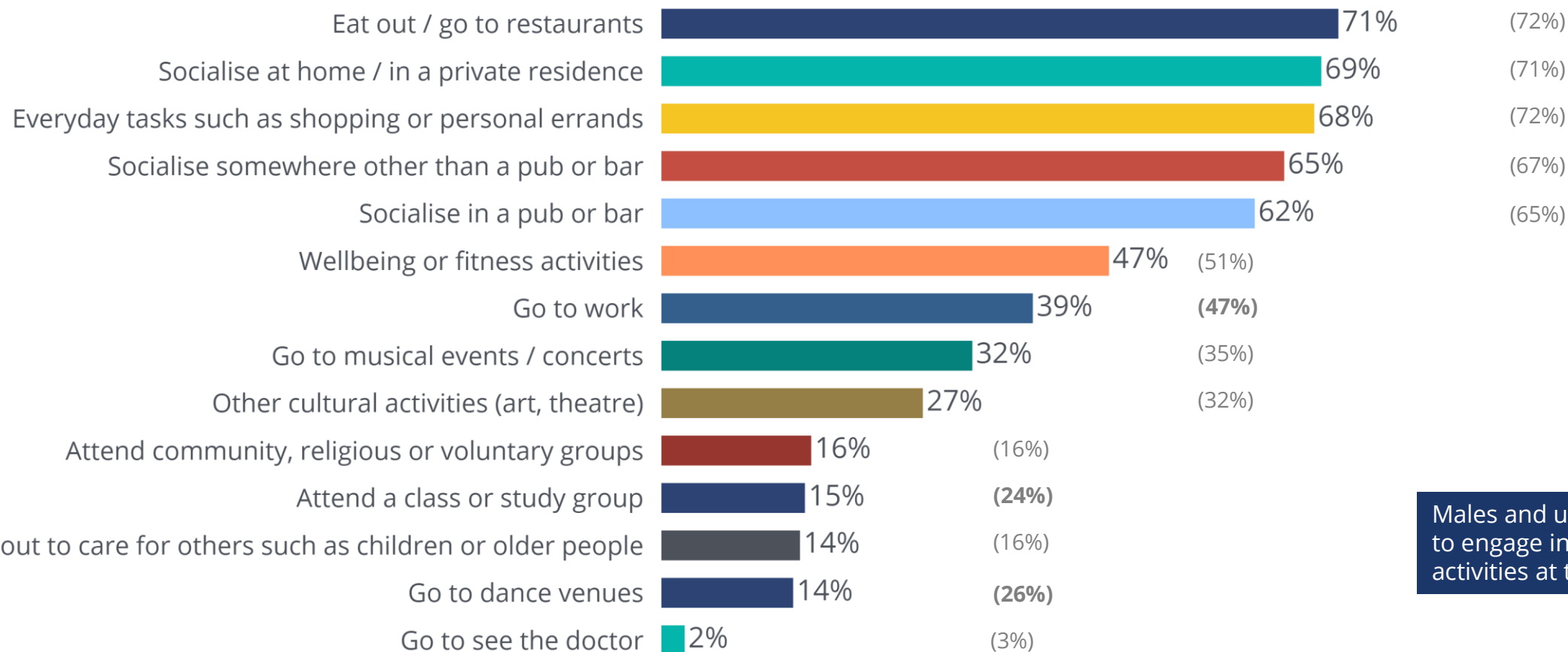
Base: 960

# Agenda

I.	Summary	2
II.	Introduction and Respondent Profile	8
III.	Life Satisfaction	13
IV.	Engaging in Activities Between 6pm and 6am	15
V.	Barriers to Going Out at Night in Dublin More	18
VI.	Priorities for Night-Time Experience	20
VII.	Availability & Demand 12 midnight to 3am	22
VIII.	Availability & Demand 3am to 6am	25
IX.	Travel & International Comparisons	28
X.	Suggestions for Improving Night-Time Activities	32
XI.	Perceptions of Evening-time Economy - 6pm to 12 midnight	34
XII.	Improving Public Transport - 6pm to 12 midnight	36
XIII.	Perceptions of Night-time Economy - 12 midnight to 6am	38
XIV.	Priorities for Night-time Economy Advisor	41
XV.	Opening Hours Legislation	43
XVI.	Night-time Work	48

## Engaging in activities between 6pm and 6am at least once a month % of respondents

(Feb 2020)



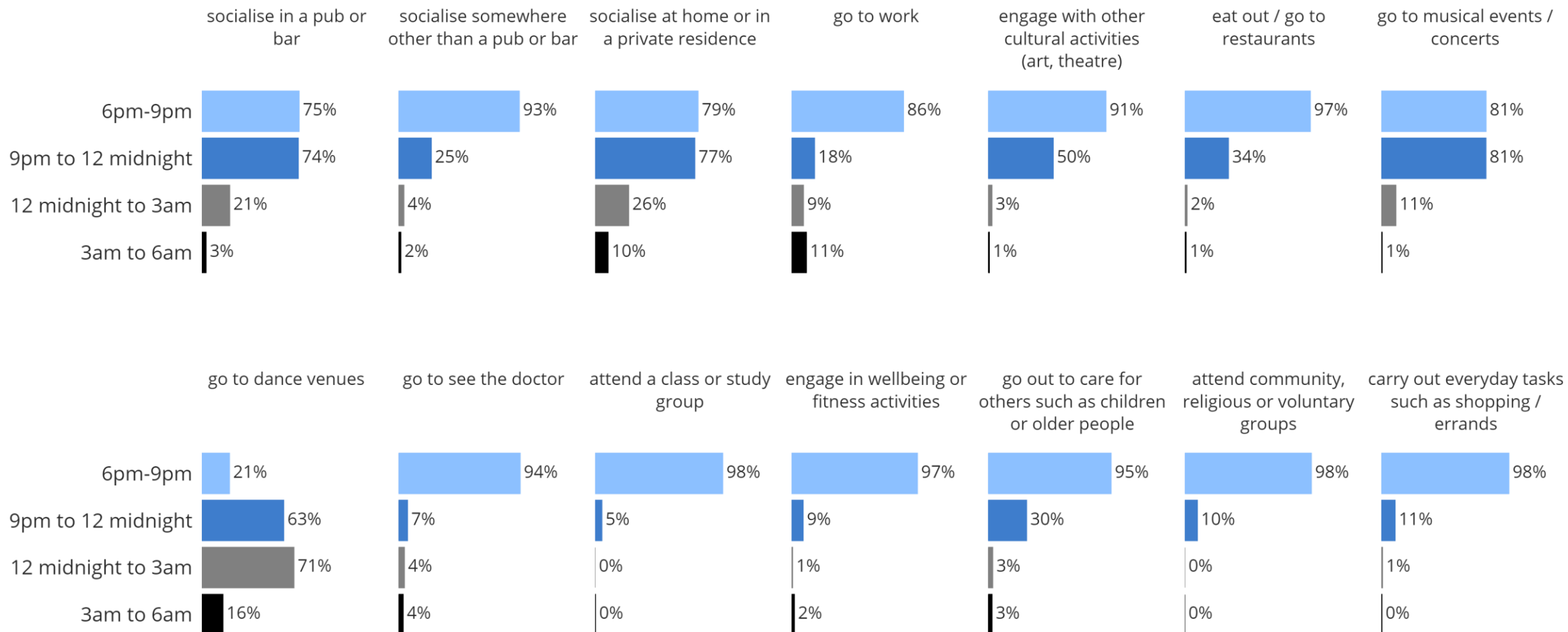
Males and under 35s more likely to engage in many of these activities at this time.

Base: 958

Feb 2020 significant differences in **bold**



## During which time periods would you typically... at night?



Base: varies

Each block here is the percentage of those who indicated that they do that activity at least sometimes. Respondents could also choose more than one time bracket.

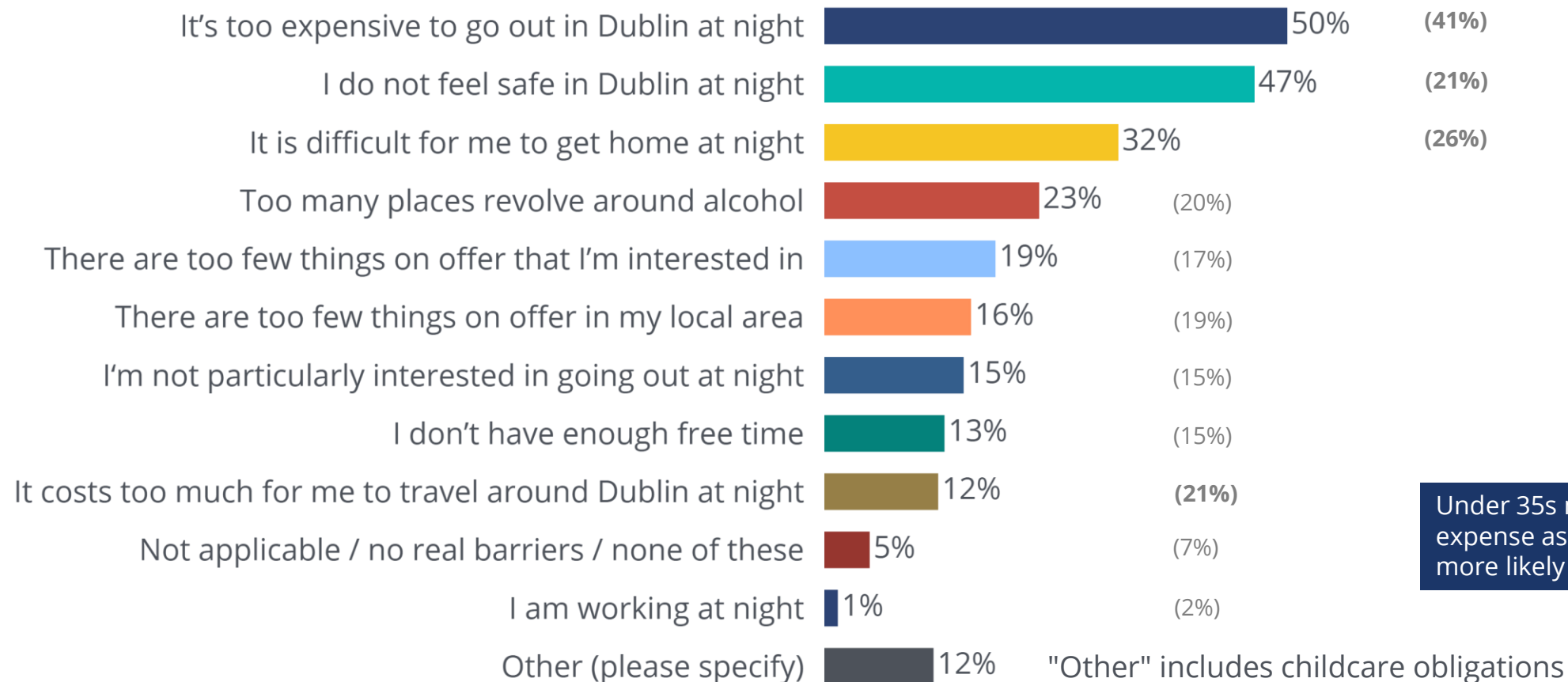
# Agenda

I.	Summary	2
II.	Introduction and Respondent Profile	8
III.	Life Satisfaction	13
IV.	Engaging in Activities Between 6pm and 6am	15
V.	Barriers to Going Out at Night in Dublin More	18
VI.	Priorities for Night-Time Experience	20
VII.	Availability & Demand 12 midnight to 3am	22
VIII.	Availability & Demand 3am to 6am	25
IX.	Travel & International Comparisons	28
X.	Suggestions for Improving Night-Time Activities	32
XI.	Perceptions of Evening-time Economy - 6pm to 12 midnight	34
XII.	Improving Public Transport - 6pm to 12 midnight	36
XIII.	Perceptions of Night-time Economy - 12 midnight to 6am	38
XIV.	Priorities for Night-time Economy Advisor	41
XV.	Opening Hours Legislation	43
XVI.	Night-time Work	48

Which of the following, if any, are the main barriers to you going out at night in Dublin more?

% selecting in top 3

(Feb 2020)



Under 35s more likely to cite expense as a barrier, over 50s more likely to cite safety concerns.

# Agenda

I.	Summary	2
II.	Introduction and Respondent Profile	8
III.	Life Satisfaction	13
IV.	Engaging in Activities Between 6pm and 6am	15
V.	Barriers to Going Out at Night in Dublin More	18
VI.	Priorities for Night-Time Experience	20
VII.	Availability & Demand 12 midnight to 3am	22
VIII.	Availability & Demand 3am to 6am	25
IX.	Travel & International Comparisons	28
X.	Suggestions for Improving Night-Time Activities	32
XI.	Perceptions of Evening-time Economy - 6pm to 12 midnight	34
XII.	Improving Public Transport - 6pm to 12 midnight	36
XIII.	Perceptions of Night-time Economy - 12 midnight to 6am	38
XIV.	Priorities for Night-time Economy Advisor	41
XV.	Opening Hours Legislation	43
XVI.	Night-time Work	48

Thinking about night-time activities, which of the following would you most like to see prioritised in Dublin? (Please select your top three)

% selecting in top 3

(Feb 2020)



Over 65s more likely than others to select "better street lighting" and "community support officers".

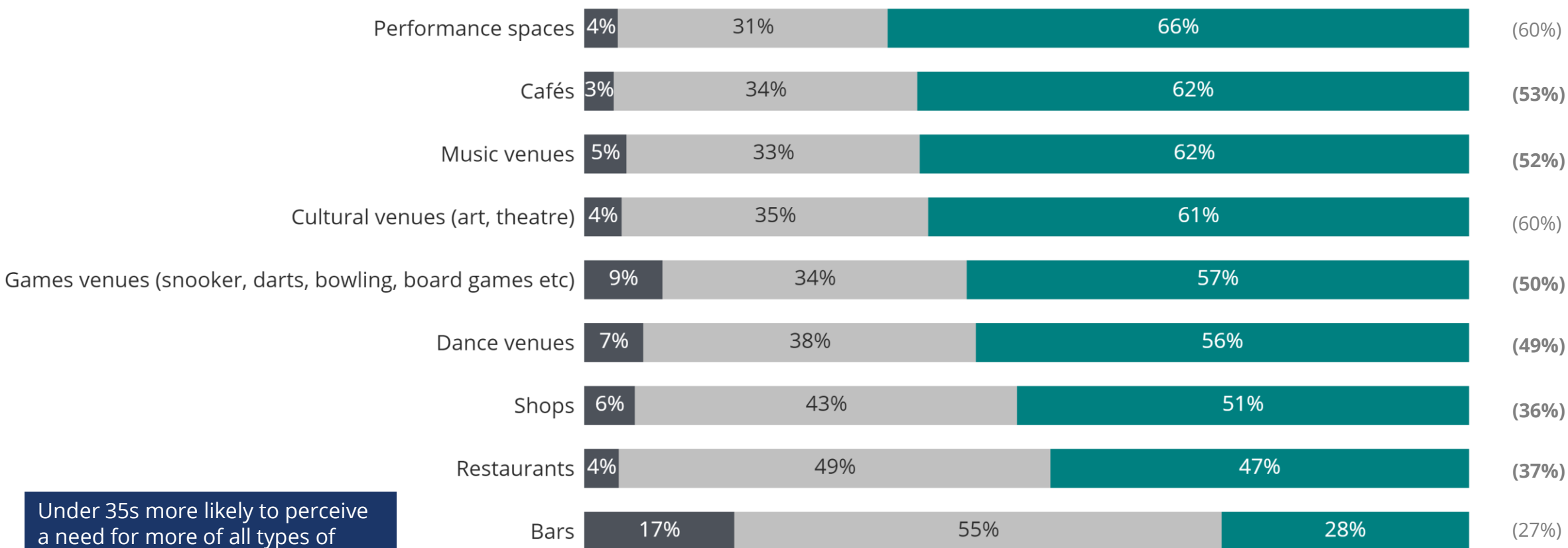
# Agenda

I.	Summary	2
II.	Introduction and Respondent Profile	8
III.	Life Satisfaction	13
IV.	Engaging in Activities Between 6pm and 6am	15
V.	Barriers to Going Out at Night in Dublin More	18
VI.	Priorities for Night-Time Experience	20
<b>VII.</b>	<b>Availability &amp; Demand 12 midnight to 3am</b>	<b>22</b>
VIII.	Availability & Demand 3am to 6am	25
IX.	Travel & International Comparisons	28
X.	Suggestions for Improving Night-Time Activities	32
XI.	Perceptions of Evening-time Economy - 6pm to 12 midnight	34
XII.	Improving Public Transport - 6pm to 12 midnight	36
XIII.	Perceptions of Night-time Economy - 12 midnight to 6am	38
XIV.	Priorities for Night-time Economy Advisor	41
XV.	Opening Hours Legislation	43
XVI.	Night-time Work	48

Thinking of the current range of night-time (12 midnight to 3am) facilities available in Dublin, how do you rate each one's availability?

■ Need less ■ Adequate ■ Need more

(Feb 2020  
"need more")



Under 35s more likely to perceive a need for more of all types of facilities.

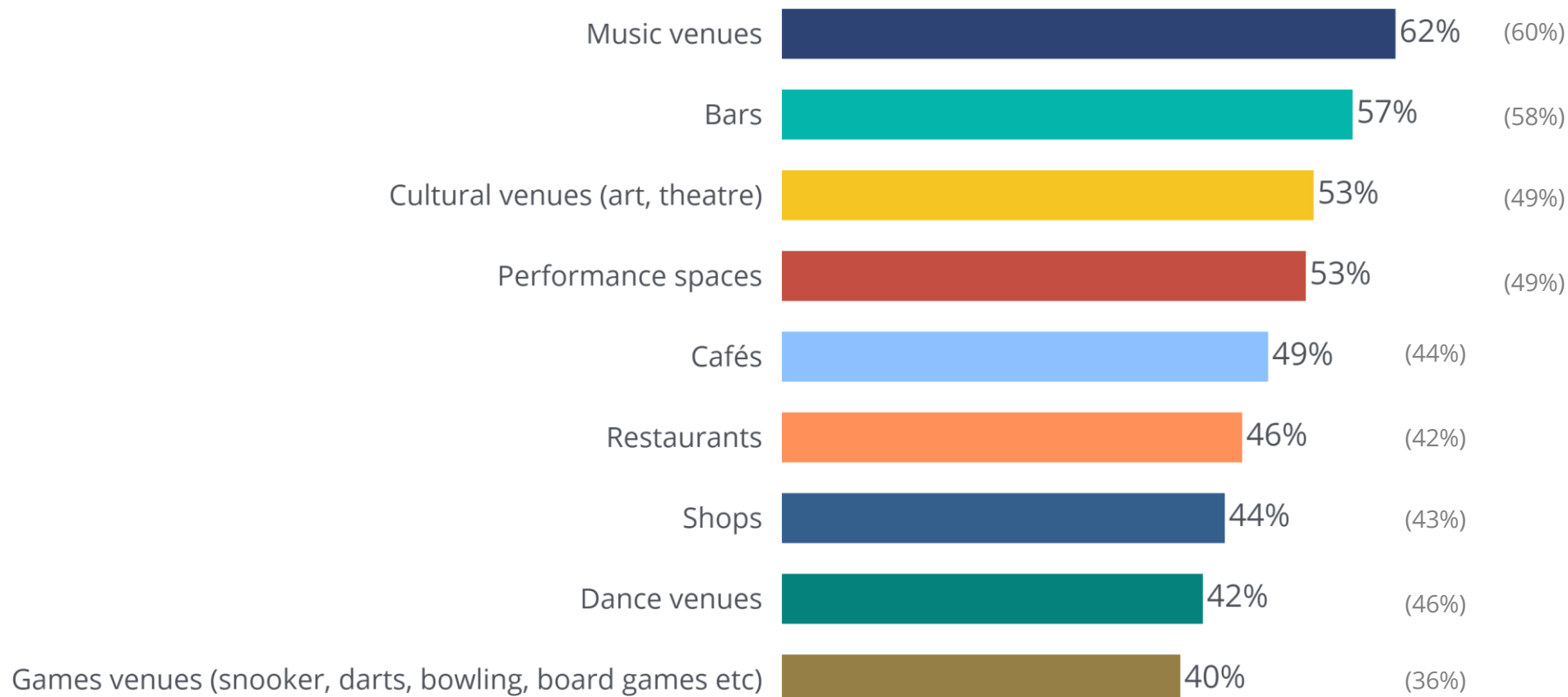
Base: 947

Feb 2020 significant differences in **bold**

If service was available from 12 midnight to 3am, how likely would you personally be to use each of the following?

% somewhat or very likely to use

(Feb 2020)



Males and under 50s indicate a higher likelihood to avail of all facilities during these hours.

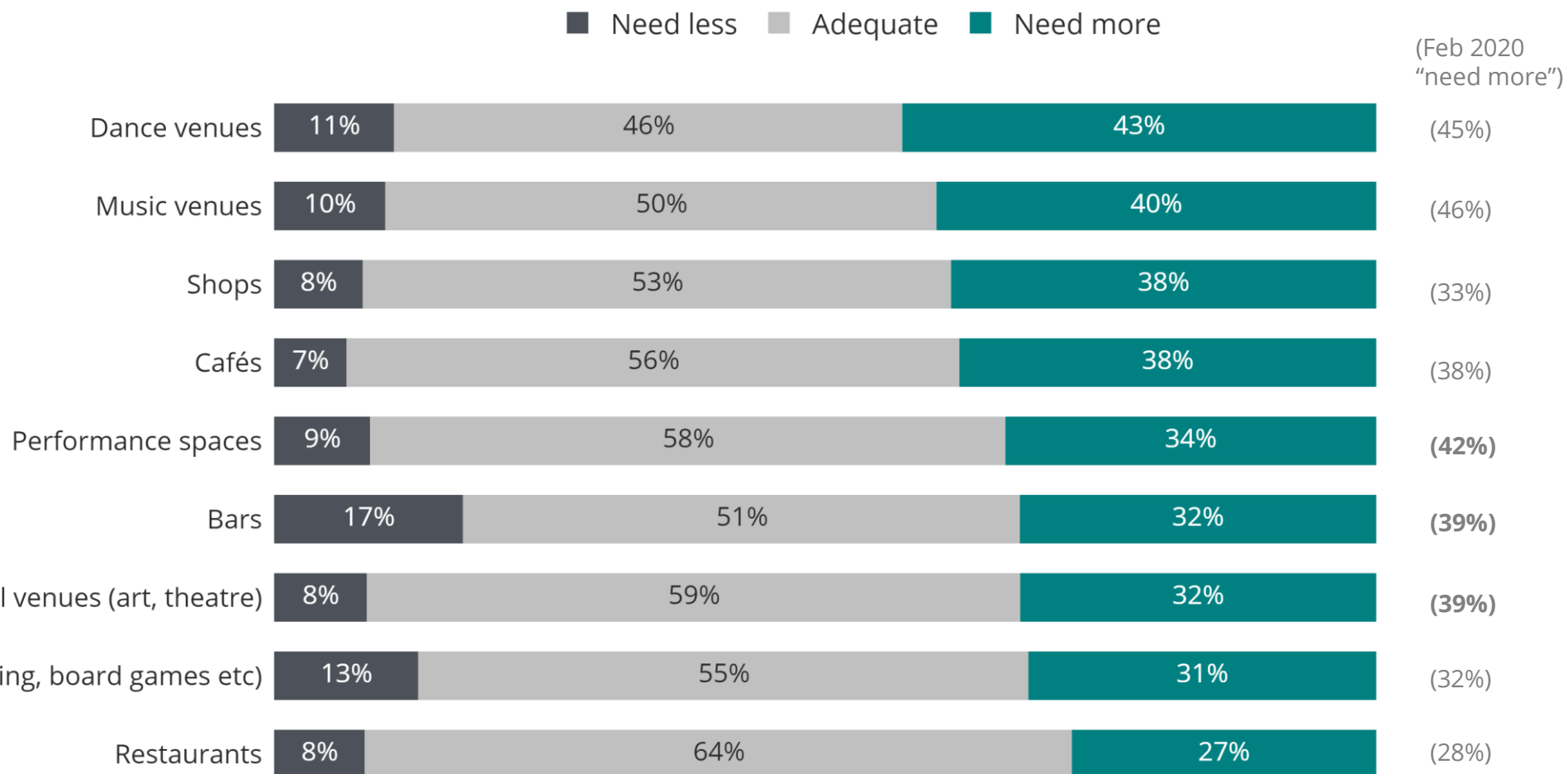
Base: 960



# Agenda

I.	Summary	2
II.	Introduction and Respondent Profile	8
III.	Life Satisfaction	13
IV.	Engaging in Activities Between 6pm and 6am	15
V.	Barriers to Going Out at Night in Dublin More	18
VI.	Priorities for Night-Time Experience	20
VII.	Availability & Demand 12 midnight to 3am	22
VIII.	Availability & Demand 3am to 6am	25
IX.	Travel & International Comparisons	28
X.	Suggestions for Improving Night-Time Activities	32
XI.	Perceptions of Evening-time Economy - 6pm to 12 midnight	34
XII.	Improving Public Transport - 6pm to 12 midnight	36
XIII.	Perceptions of Night-time Economy - 12 midnight to 6am	38
XIV.	Priorities for Night-time Economy Advisor	41
XV.	Opening Hours Legislation	43
XVI.	Night-time Work	48

Thinking of the current range of night-time (3am to 6am) facilities available in Dublin, how do you rate each one's availability?

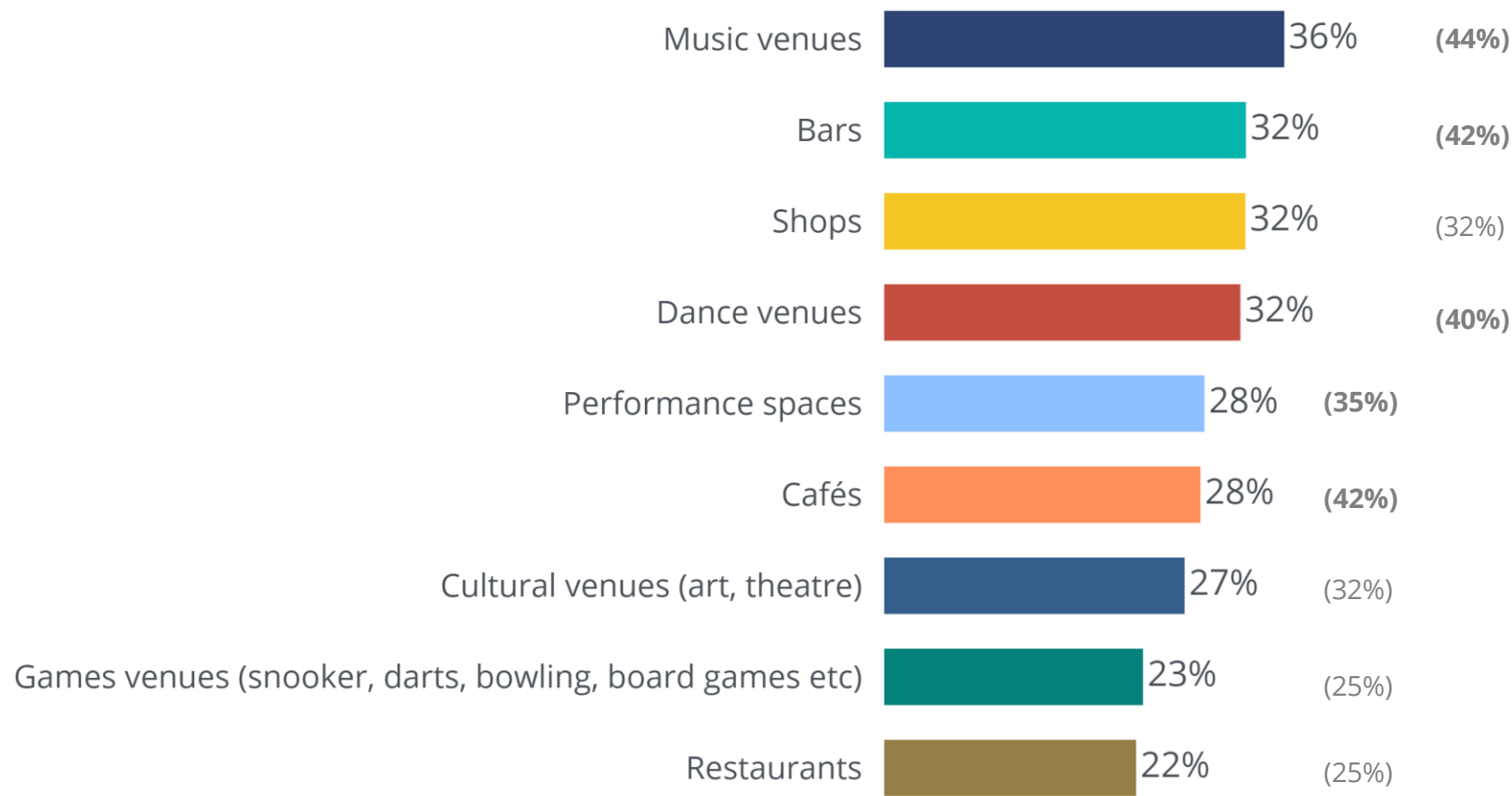


Males and under 35s more likely to perceive a need for more of all types of facilities.

If service was available from 3am to 6am, how likely would you personally be to use each of the following?

% somewhat or very likely to use

(Feb 2020)



Feb 2020 significant differences in **bold**

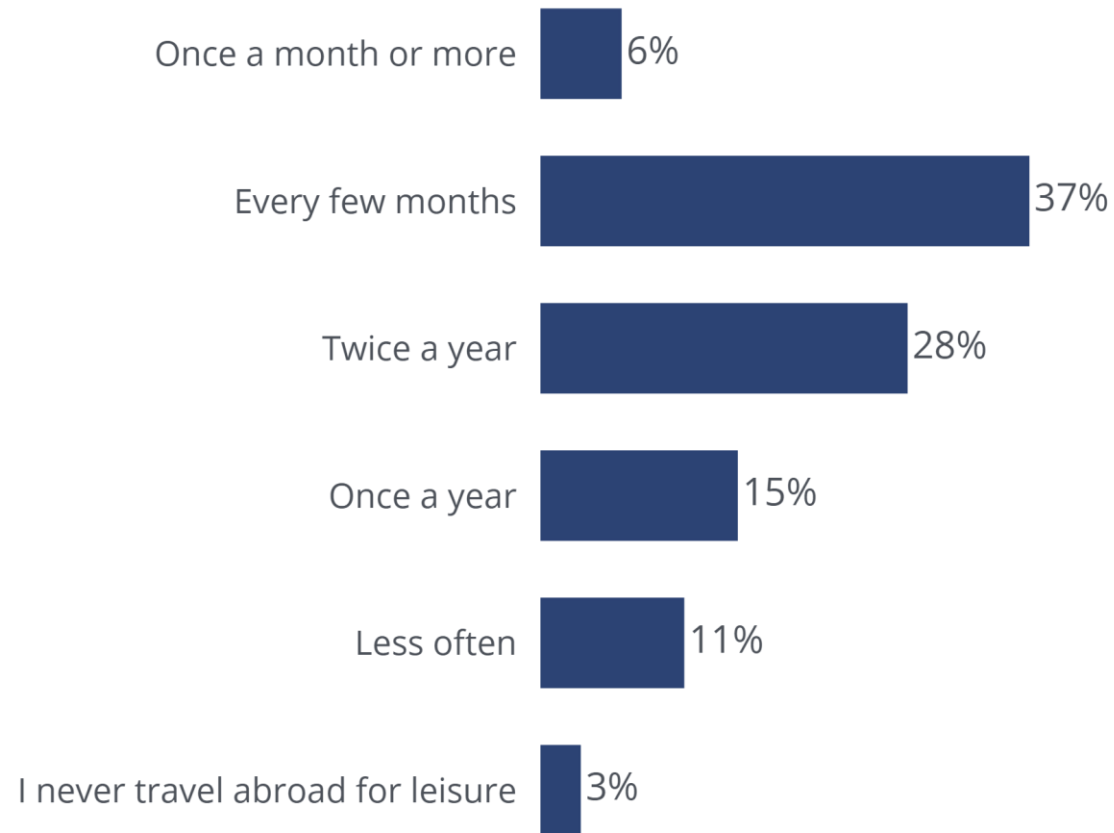
Males and under 35s indicate a higher likelihood to avail of all facilities during these hours.

Base: 947

# Agenda

I.	Summary	2
II.	Introduction and Respondent Profile	8
III.	Life Satisfaction	13
IV.	Engaging in Activities Between 6pm and 6am	15
V.	Barriers to Going Out at Night in Dublin More	18
VI.	Priorities for Night-Time Experience	20
VII.	Availability & Demand 12 midnight to 3am	22
VIII.	Availability & Demand 3am to 6am	25
<b>IX.</b>	<b>Travel &amp; International Comparisons</b>	<b>28</b>
X.	Suggestions for Improving Night-Time Activities	32
XI.	Perceptions of Evening-time Economy - 6pm to 12 midnight	34
XII.	Improving Public Transport - 6pm to 12 midnight	36
XIII.	Perceptions of Night-time Economy - 12 midnight to 6am	38
XIV.	Priorities for Night-time Economy Advisor	41
XV.	Opening Hours Legislation	43
XVI.	Night-time Work	48

## How often, if ever, do you travel abroad for leisure?



- 18-34 year-olds are more likely than others to travel abroad at least every few months (56%)
- Those with children in the household are more likely than others to travel abroad once a year (23%).
- Those with postgraduate qualifications are more likely to travel abroad at least every few months (50%)
- Those with more than €1,000 disposable monthly income are more likely to travel abroad at least every few months (65%)
- No significant change from Feb. 2020

How does Dublin's nightlife compare with the nightlife in cities you have visited abroad?



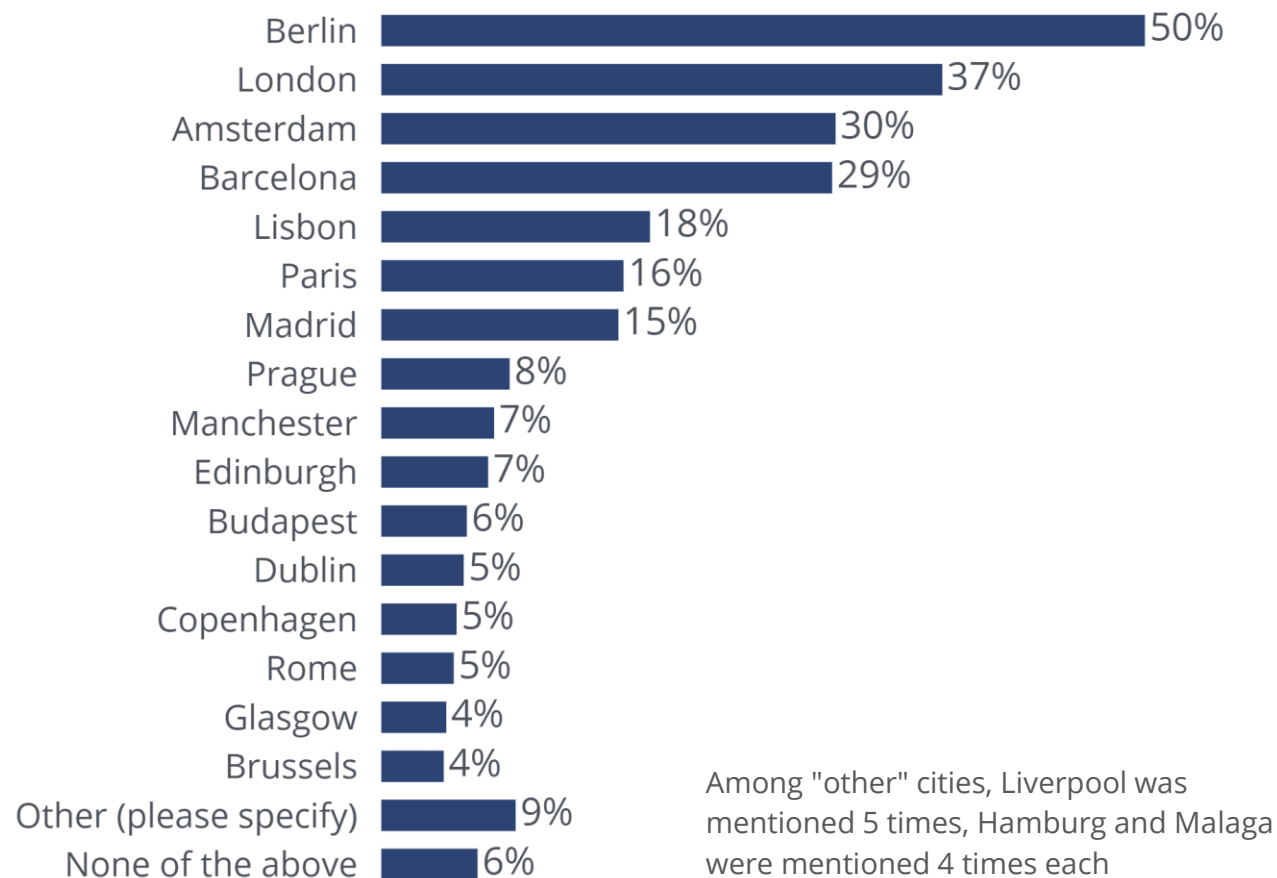
78% rate Dublin's nightlife poorer, 7% rate Dublin's nightlife better

N=757 who have travelled abroad for leisure and have a basis for comparison

91% of under 35s rate Dublin's nightlife poorer

Feb. 2020 - 73% rated Dublin's nightlife poorer, 10% rated Dublin's nightlife better  
(difference is not statistically significant)

## What are the best European cities for nightlife in your opinion? % selecting in top 3



Berlin, London and Amsterdam were the cities most commonly selected in the top 3.

The top 4 cities were also the top 4 cities in February 2020, in the same order

5% of respondents placed Dublin in their top 3 European cities for nightlife. This is down from 13% in February 2020.

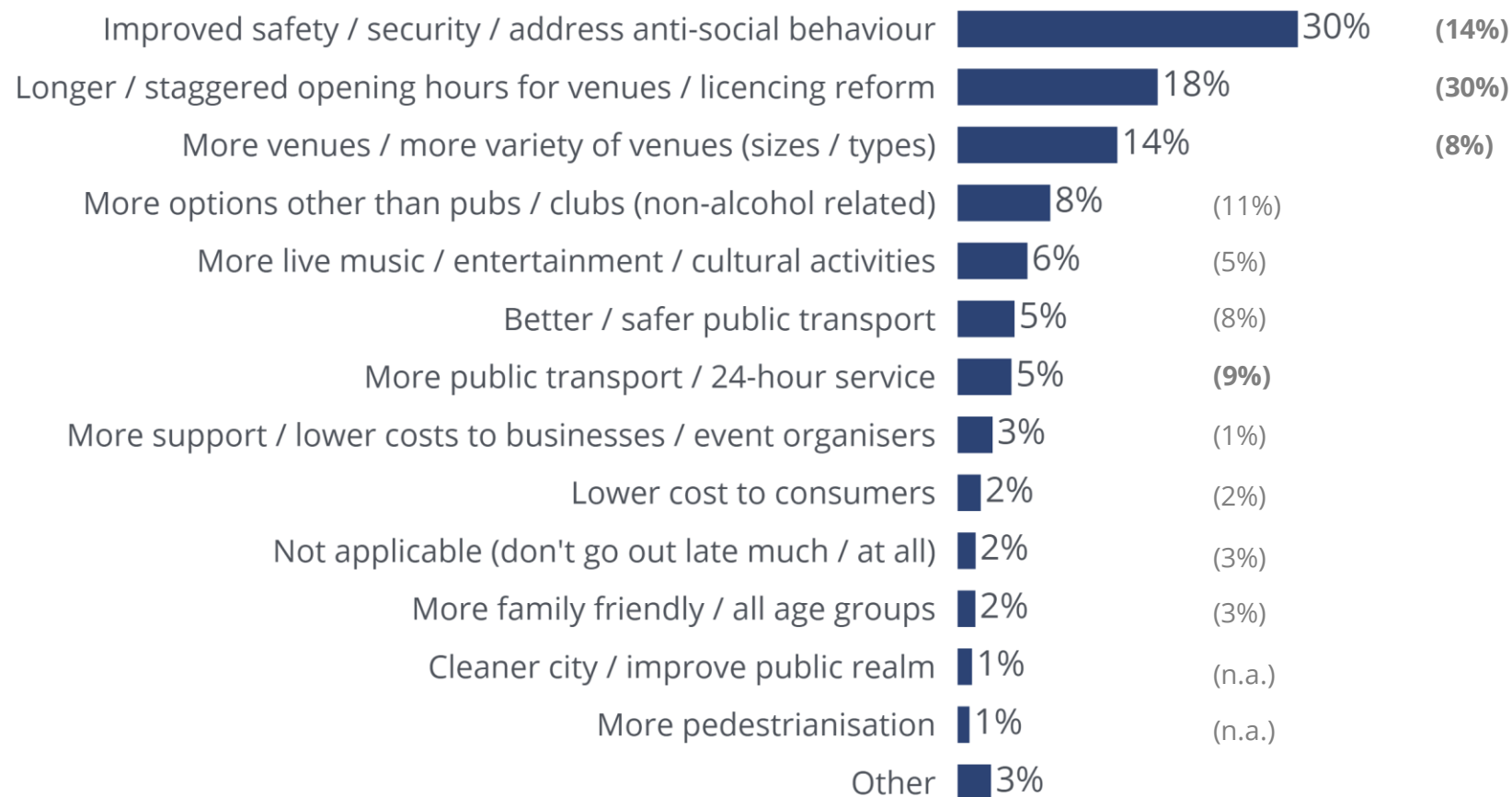
# Agenda

I.	Summary	2
II.	Introduction and Respondent Profile	8
III.	Life Satisfaction	13
IV.	Engaging in Activities Between 6pm and 6am	15
V.	Barriers to Going Out at Night in Dublin More	18
VI.	Priorities for Night-Time Experience	20
VII.	Availability & Demand 12 midnight to 3am	22
VIII.	Availability & Demand 3am to 6am	25
IX.	Travel & International Comparisons	28
X.	Suggestions for Improving Night-Time Activities	32
XI.	Perceptions of Evening-time Economy - 6pm to 12 midnight	34
XII.	Improving Public Transport - 6pm to 12 midnight	36
XIII.	Perceptions of Night-time Economy - 12 midnight to 6am	38
XIV.	Priorities for Night-time Economy Advisor	41
XV.	Opening Hours Legislation	43
XVI.	Night-time Work	48



## What are your suggestions for improving or adding to night-time activities in Dublin?

(Feb 2020)



Feb 2020 significant differences in **bold**

Base: 740

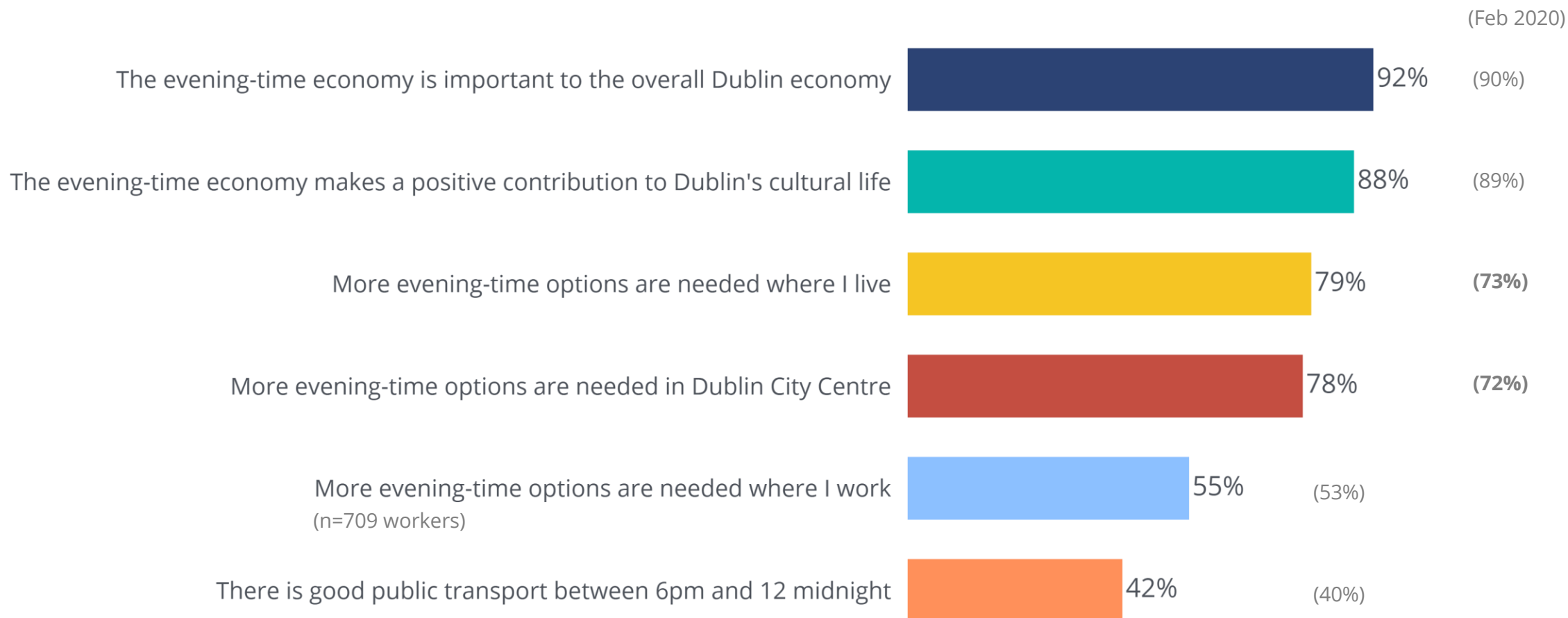
# Agenda

I.	Summary	2
II.	Introduction and Respondent Profile	8
III.	Life Satisfaction	13
IV.	Engaging in Activities Between 6pm and 6am	15
V.	Barriers to Going Out at Night in Dublin More	18
VI.	Priorities for Night-Time Experience	20
VII.	Availability & Demand 12 midnight to 3am	22
VIII.	Availability & Demand 3am to 6am	25
IX.	Travel & International Comparisons	28
X.	Suggestions for Improving Night-Time Activities	32
XI.	Perceptions of Evening-time Economy - 6pm to 12 midnight	34
XII.	Improving Public Transport - 6pm to 12 midnight	36
XIII.	Perceptions of Night-time Economy - 12 midnight to 6am	38
XIV.	Priorities for Night-time Economy Advisor	41
XV.	Opening Hours Legislation	43
XVI.	Night-time Work	48

# Perceptions of Evening-time Economy - 6pm to 12 midnight

Thinking about the evening-time economy in Dublin (between the hours of 6pm and 12 midnight), please indicate your level of agreement with each of the following statements:

% agreeing or strongly agreeing



Feb 2020 significant differences in **bold**

Under 35s held more positive perceptions than older respondents on all of these elements

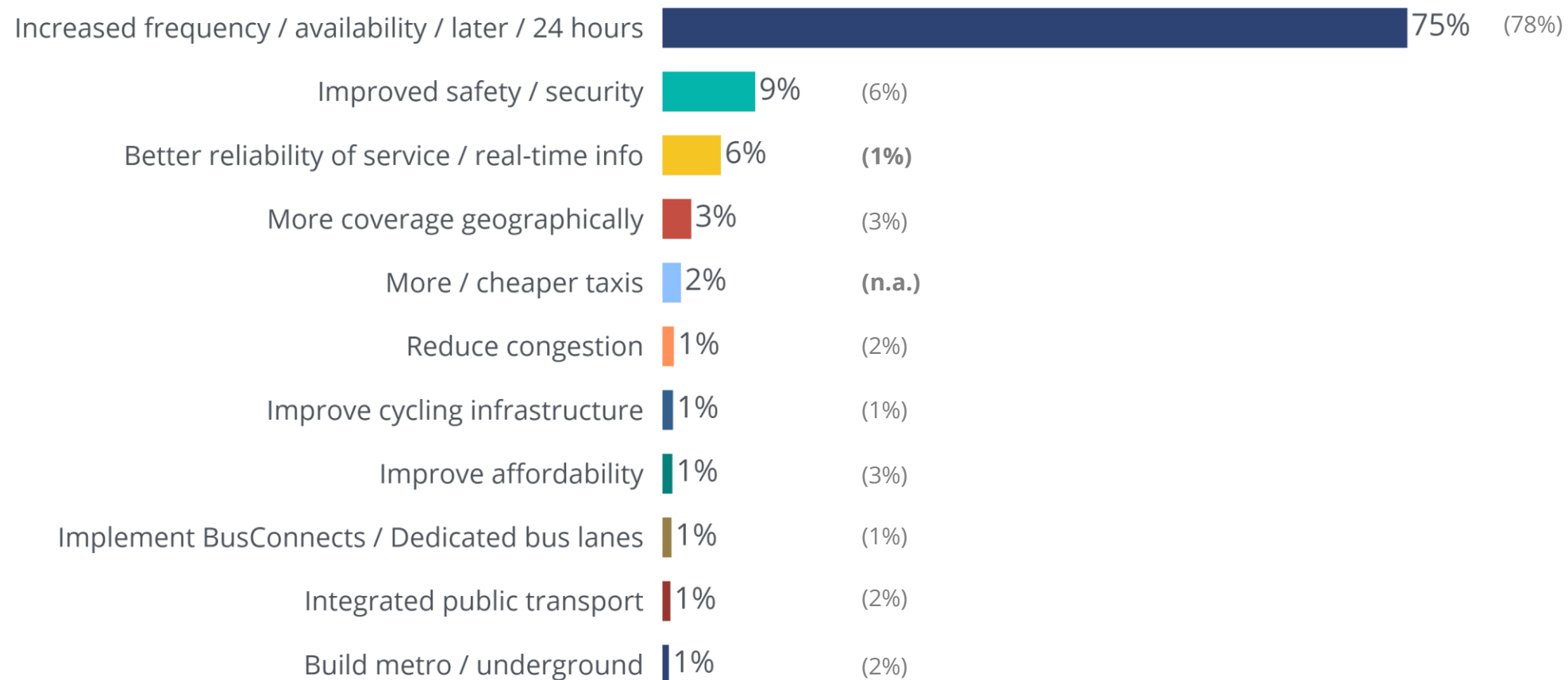
Base: 960

# Agenda

I.	Summary	2
II.	Introduction and Respondent Profile	8
III.	Life Satisfaction	13
IV.	Engaging in Activities Between 6pm and 6am	15
V.	Barriers to Going Out at Night in Dublin More	18
VI.	Priorities for Night-Time Experience	20
VII.	Availability & Demand 12 midnight to 3am	22
VIII.	Availability & Demand 3am to 6am	25
IX.	Travel & International Comparisons	28
X.	Suggestions for Improving Night-Time Activities	32
XI.	Perceptions of Evening-time Economy - 6pm to 12 midnight	34
<b>XII.</b>	<b>Improving Public Transport - 6pm to 12 midnight</b>	<b>36</b>
XIII.	Perceptions of Night-time Economy - 12 midnight to 6am	38
XIV.	Priorities for Night-time Economy Advisor	41
XV.	Opening Hours Legislation	43
XVI.	Night-time Work	48

What would improve public transport for you between 6pm and 12 midnight?  
(open ended comments, first mention categorised)

(Feb 2020)



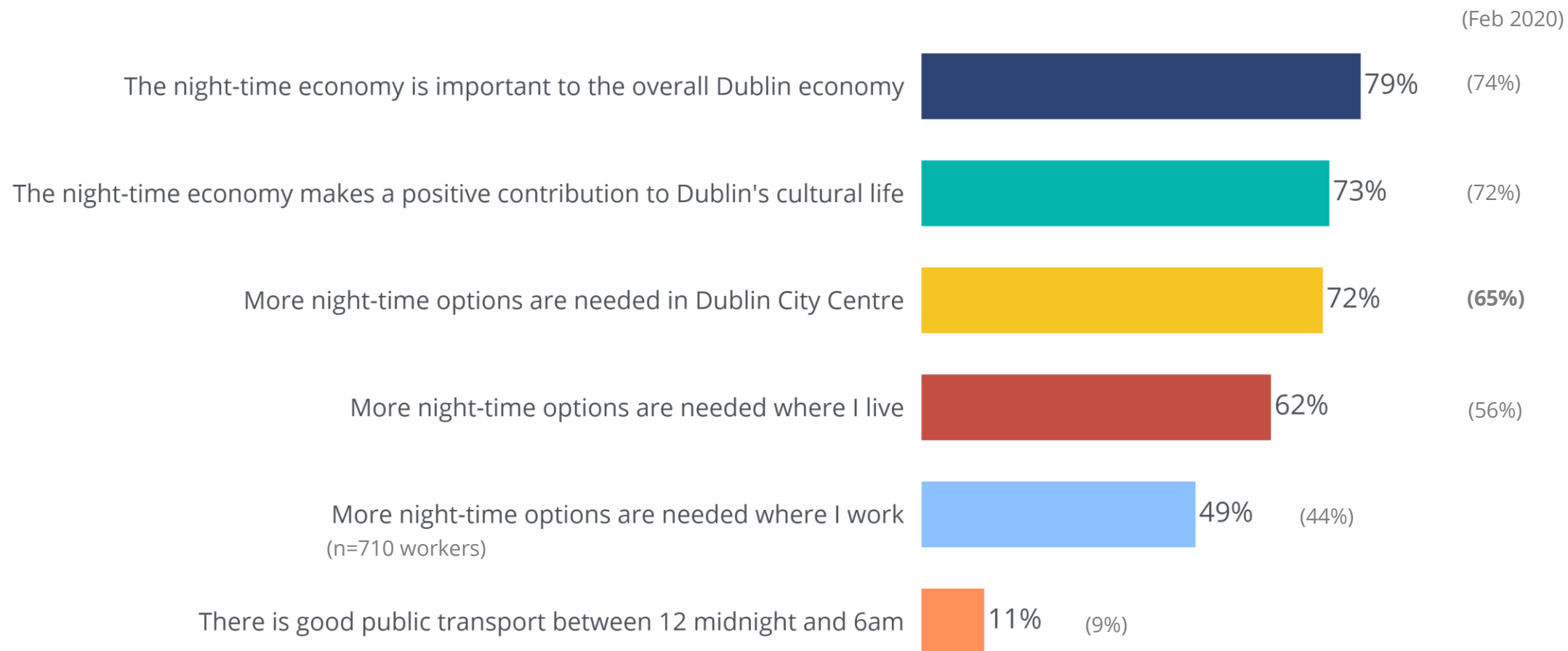
# Agenda

I.	Summary	2
II.	Introduction and Respondent Profile	8
III.	Life Satisfaction	13
IV.	Engaging in Activities Between 6pm and 6am	15
V.	Barriers to Going Out at Night in Dublin More	18
VI.	Priorities for Night-Time Experience	20
VII.	Availability & Demand 12 midnight to 3am	22
VIII.	Availability & Demand 3am to 6am	25
IX.	Travel & International Comparisons	28
X.	Suggestions for Improving Night-Time Activities	32
XI.	Perceptions of Evening-time Economy - 6pm to 12 midnight	34
XII.	Improving Public Transport - 6pm to 12 midnight	36
XIII.	Perceptions of Night-time Economy - 12 midnight to 6am	38
XIV.	Priorities for Night-time Economy Advisor	41
XV.	Opening Hours Legislation	43
XVI.	Night-time Work	48

# Perceptions of Night-time Economy - 12 midnight to 6am

Thinking about the night-time economy in Dublin (between the hours of 12 midnight and 6am), please indicate your level of agreement with each of the following statements:

% agreeing or strongly agreeing



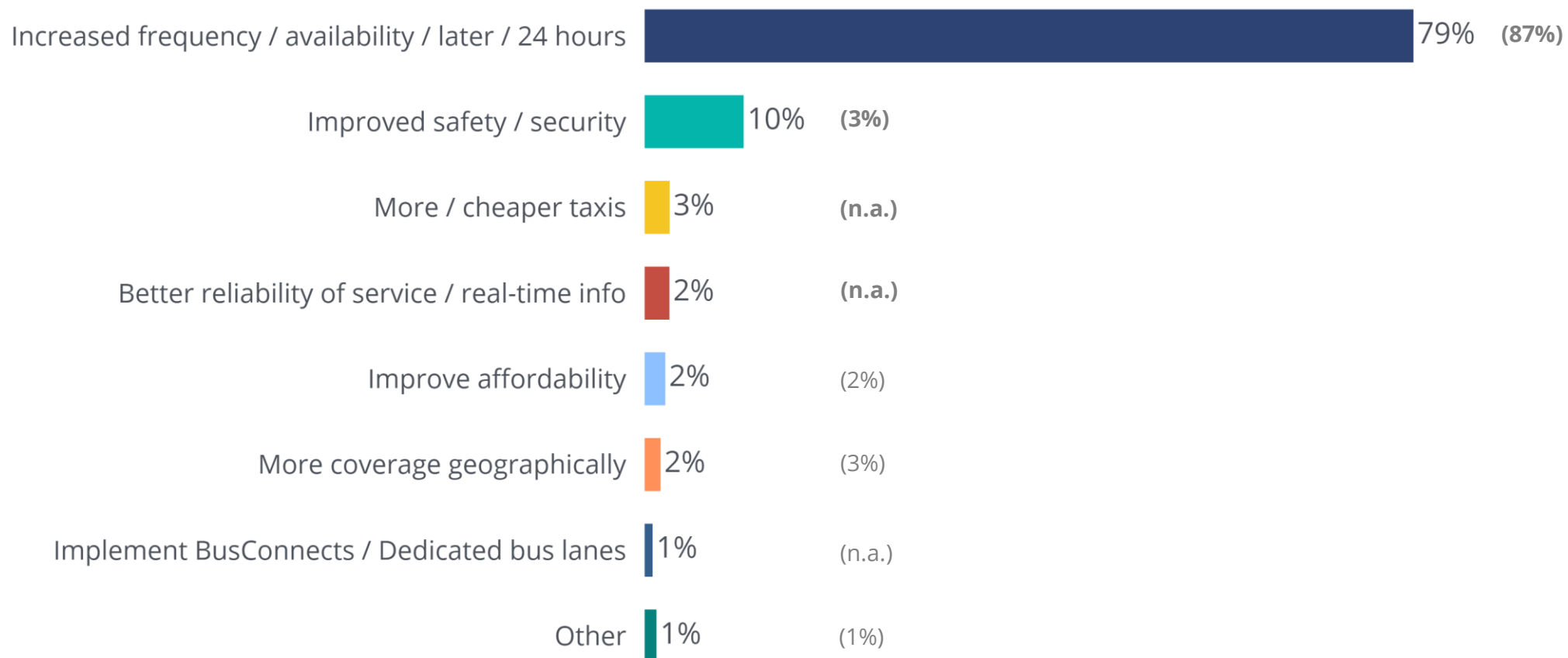
Under 35s held more positive perceptions than older respondents on all of these elements except public transport (no significant variance by age group).

Feb 2020 significant differences in **bold**

Base: 957

What would improve public transport for you between 12 midnight and 6am?  
(open ended comments, first mention categorised)

(Feb 2020)



Feb 2020 significant differences in **bold**

n=606 who disagree that there is good public transport at this time



# Agenda

I.	Summary	2
II.	Introduction and Respondent Profile	8
III.	Life Satisfaction	13
IV.	Engaging in Activities Between 6pm and 6am	15
V.	Barriers to Going Out at Night in Dublin More	18
VI.	Priorities for Night-Time Experience	20
VII.	Availability & Demand 12 midnight to 3am	22
VIII.	Availability & Demand 3am to 6am	25
IX.	Travel & International Comparisons	28
X.	Suggestions for Improving Night-Time Activities	32
XI.	Perceptions of Evening-time Economy - 6pm to 12 midnight	34
XII.	Improving Public Transport - 6pm to 12 midnight	36
XIII.	Perceptions of Night-time Economy - 12 midnight to 6am	38
<b>XIV.</b>	<b>Priorities for Night-time Economy Advisor</b>	<b>41</b>
XV.	Opening Hours Legislation	43
XVI.	Night-time Work	48

Dublin City is appointing a dedicated night-time economy advisor for a 2 -year period. What are the top 3 things you would like to see the Night Time Advisor address from the following list? Please select up to 3 options.

% selecting in top 3



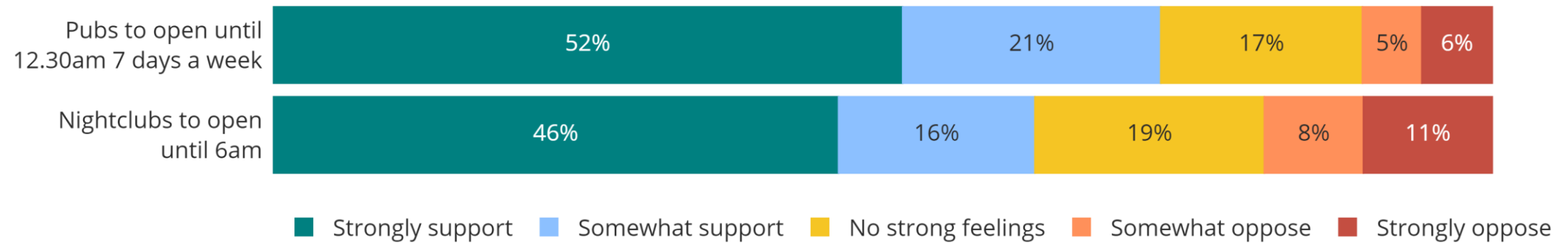
“Engaging the local community” was the top priority among females and among over 65s

Base: 947

# Agenda

I.	Summary	2
II.	Introduction and Respondent Profile	8
III.	Life Satisfaction	13
IV.	Engaging in Activities Between 6pm and 6am	15
V.	Barriers to Going Out at Night in Dublin More	18
VI.	Priorities for Night-Time Experience	20
VII.	Availability & Demand 12 midnight to 3am	22
VIII.	Availability & Demand 3am to 6am	25
IX.	Travel & International Comparisons	28
X.	Suggestions for Improving Night-Time Activities	32
XI.	Perceptions of Evening-time Economy - 6pm to 12 midnight	34
XII.	Improving Public Transport - 6pm to 12 midnight	36
XIII.	Perceptions of Night-time Economy - 12 midnight to 6am	38
XIV.	Priorities for Night-time Economy Advisor	41
<b>XV.</b>	<b>Opening Hours Legislation</b>	<b>43</b>
XVI.	Night-time Work	48

Under new legislation the opening hours of pubs and nightclubs will be extended. To what extent do you support or oppose this move?

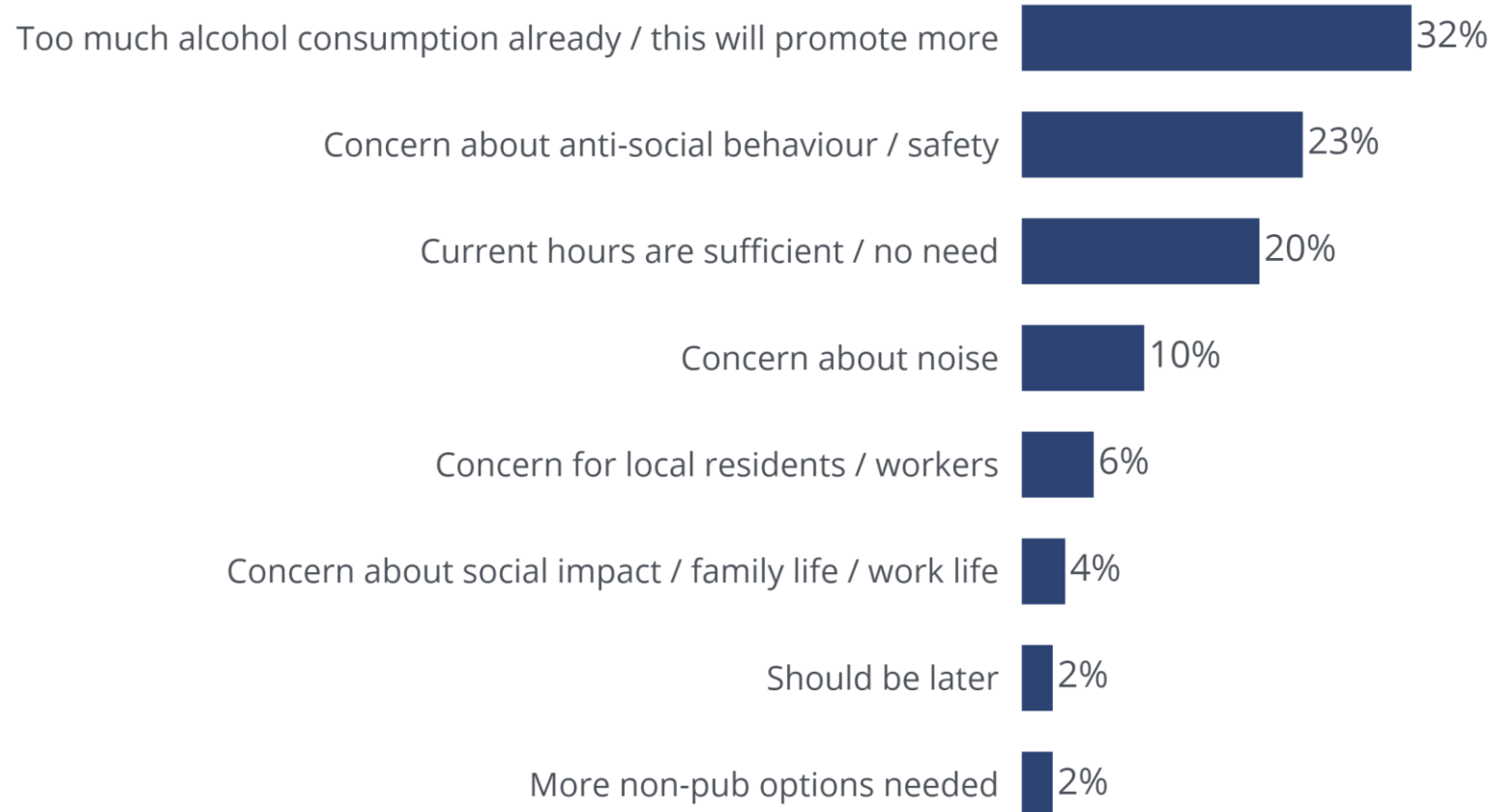


73% of respondents somewhat or strongly support new pub opening hours.

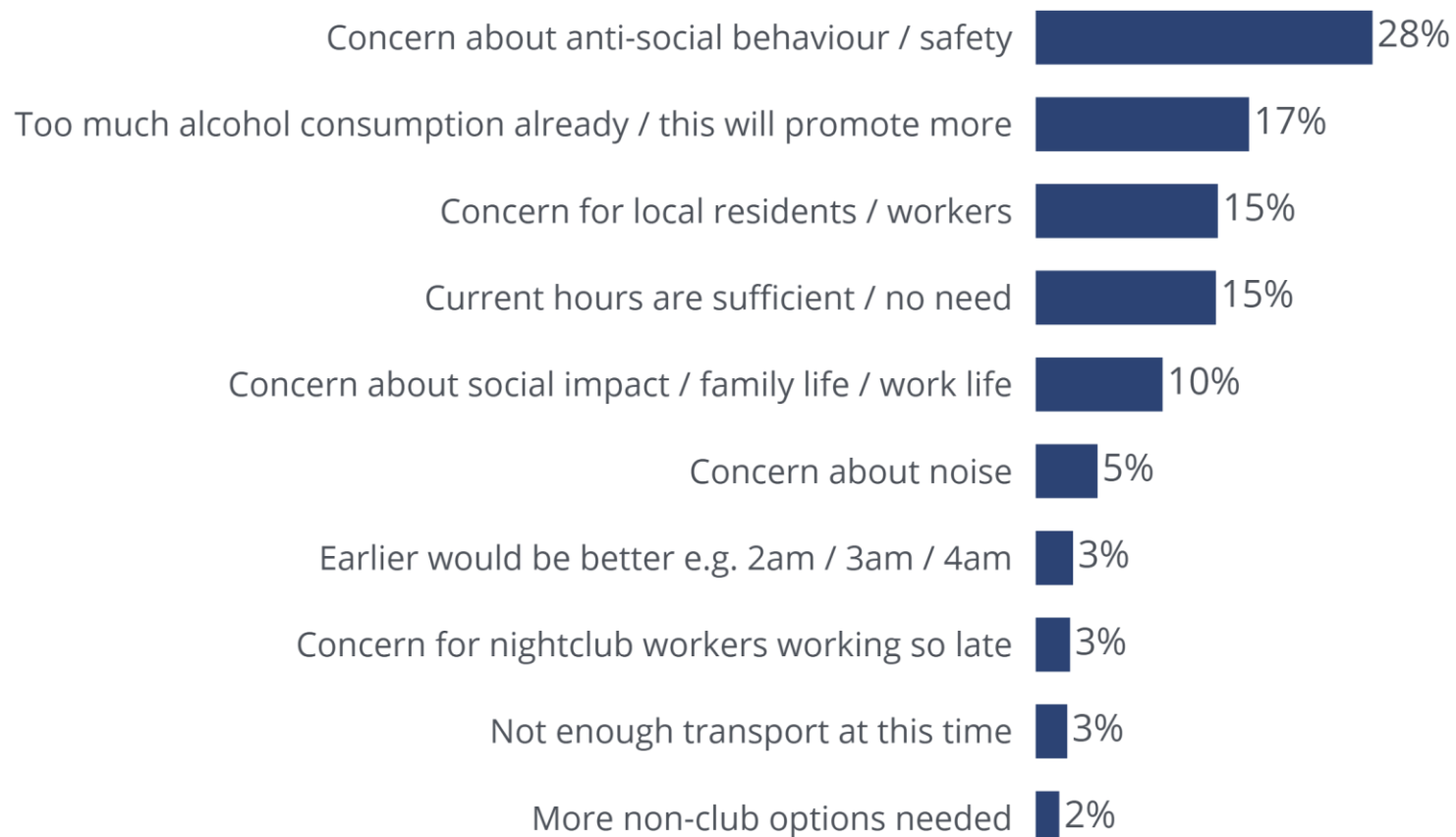
62% of respondents somewhat or strongly support new nightclub opening hours.

Support is strongest among males and among under 50s

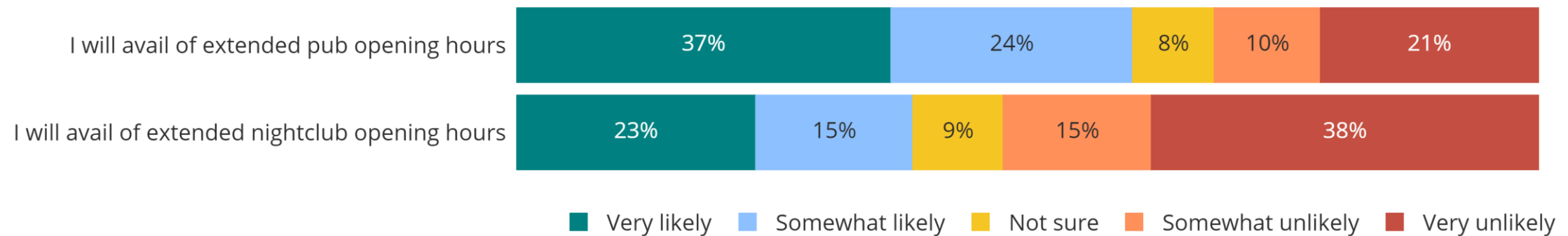
Pubs to open until 12.30am 7 days a week - Please elaborate on your reasons for opposing this move  
(open-ended comments categorised)



Nightclubs to open until 6.00am - Please elaborate on your reasons for opposing this move  
(open-ended comments categorised)



If the legislation to extend pub and nightclub opening hours is enacted, how likely are you to avail of these extended opening hours?



61% of respondents are somewhat or very likely to avail of new pub opening hours.

38% of respondents are somewhat or very likely to avail of new nightclub opening hours.

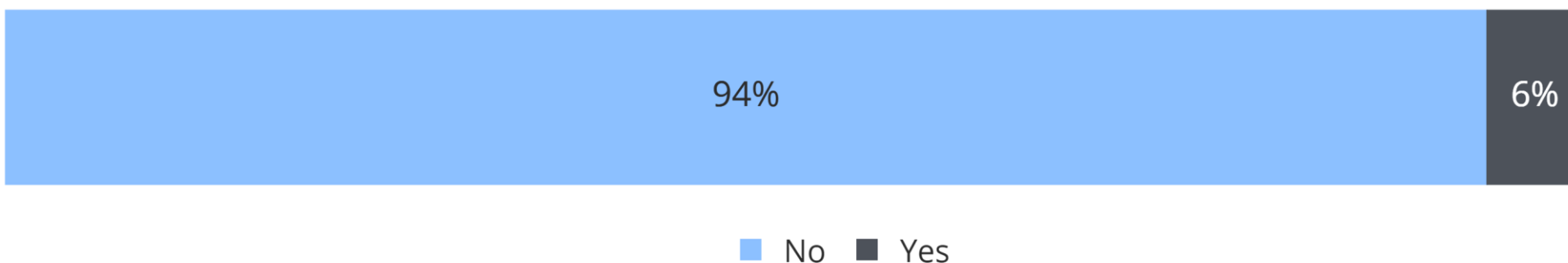
Likelihood of availing is higher among males and among under 35s.

# Agenda

I.	Summary	2
II.	Introduction and Respondent Profile	8
III.	Life Satisfaction	13
IV.	Engaging in Activities Between 6pm and 6am	15
V.	Barriers to Going Out at Night in Dublin More	18
VI.	Priorities for Night-Time Experience	20
VII.	Availability & Demand 12 midnight to 3am	22
VIII.	Availability & Demand 3am to 6am	25
IX.	Travel & International Comparisons	28
X.	Suggestions for Improving Night-Time Activities	32
XI.	Perceptions of Evening-time Economy - 6pm to 12 midnight	34
XII.	Improving Public Transport - 6pm to 12 midnight	36
XIII.	Perceptions of Night-time Economy - 12 midnight to 6am	38
XIV.	Priorities for Night-time Economy Advisor	41
XV.	Opening Hours Legislation	43
XVI.	Night-time Work	48



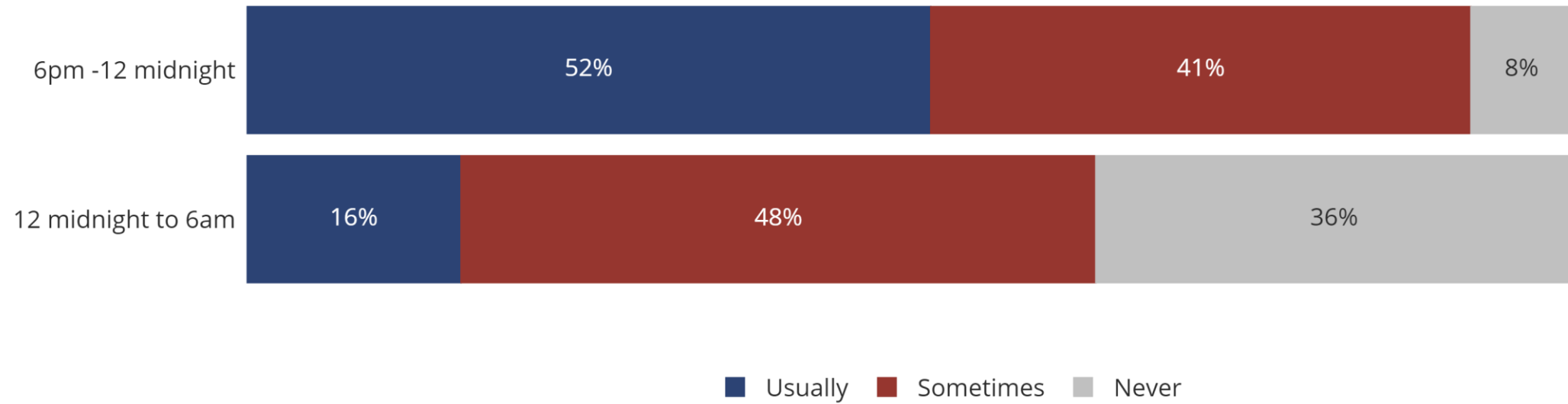
Do you work predominantly in the evening (6pm to 12 midnight) / at night (12 midnight to 6am)? (apart from overtime in a day-time job)



Those with up to secondary education were more likely than average to work in the evening or at night - 15% vs average 6%


Base = 715 full-time or part-time workers. Does not include students or others.

What evening / night-time hours do you typically work?



## Which sector do you work in? (evening / night workers only)





For further information please  
contact:

Economic Development Office  
Dublin City Council  
01 222 5611  
[research@dublincity.ie](mailto:research@dublincity.ie)



Comhairle Cathrach  
Bhaile Átha Cliath  
Dublin City Council