

Interim Monitoring Report on Statutory Funded Residential Rehabilitation Placements

Placements approved by Alcohol and Drug
Partnerships between 01 April 2021 to 30 June
2022





Translations



Easy read



BSL



Audio



Large print



Braille

Translations and other formats are available on request at:

 p hs.otherformats@p hs.scot

 **0131 314 5300**

Public Health Scotland is Scotland's national agency for improving and protecting the health and wellbeing of Scotland's people.

© Public Health Scotland 2022

OGL

This publication is licensed for re-use under the [Open Government Licence v3.0](#).

For more information, visit www.publichealthscotland.scot/ogl

www.publichealthscotland.scot

This is a Management Information publication

Published management information are non-official statistics which may be in the process of being transitioned into official statistics. They may not comply with the UK Statistics Authority's Code of Practice with regard to high data quality or high public value but there is a public interest or a specific interest by a specialist user group in accessing these statistics as there are no associated official statistics available.

Users should therefore be aware of the aspects of data quality and caveats surrounding these data, all of which are listed in this document.

Find out more about Management Information on the [**UK Statistics Authority website**](#).

Contents

- Introduction 4
- Main points 6
- Methodology 8
- Findings 10
 - Number of Approved Placements 10
 - ADP Responses 10
 - Scotland level results, 01 April 2021 to 30 June 2022 11
 - Number of Approved Placements 11
 - Estimated Cost of ADP Approved Placements 14
 - Number of ADP Approved Placements by Type of Substance 15
 - Proportion of ADP Approved Placements by Gender 16
- Contact 34
- Appendices 35
 - Appendix 1 – ADP Data Template 35
 - Appendix 2 – ADP Data Returns 36

Introduction

Residential rehabilitation is defined by NICE as ‘a structured drug treatment setting where residence is a condition of receiving the interventions¹. Residential rehabilitation for the treatment of dependency on alcohol or drugs forms part of an integrated approach to treatment. NICE guidance recommends that ‘residential treatment may be considered for people who are seeking abstinence and who have significant comorbid physical, mental health or social (for example, housing) problems¹.’

One of the key parts of the Scottish Government’s National Mission on Drugs is to get people into the treatment and recovery services which are right for them. Residential rehabilitation should form part of a broad corpus of treatment options and be available to those who both wish to enter it and are deemed suitable.

In order to build capacity and expand pathways into, through and out of treatment, the Scottish Government has committed to investing £100M for residential rehab over the next five years.

A mapping exercise during February 2021, identified 20 residential rehabilitation and specialist supported accommodation services in Scotland, providing a total of 418 beds². A survey of service providers conducted in Autumn 2021, reported this has increased to 425. Decisions surrounding the provision, funding, and configuration of residential rehab, along with other local services, are undertaken locally by Integrated Authorities and Alcohol and Drug Partnerships (ADPs). In the financial year 2021/22, and for the next five years until 31st March 2026, the Alcohol and Drugs Partnerships

¹ <https://www.nice.org.uk/guidance/qs23/chapter/quality-statement-10-residential-rehabilitative-treatment>

² <https://www.gov.scot/publications/residential-rehab-scotland-status-report-current-levels-capacity/>

have been allocated £13.5M, with £5M earmarked to support additional capacity and access residential rehabilitation services³.

There are three strands to the national approach to improving access to residential rehabilitation. These include:

1. Increasing the capacity of services.
2. Improving pathways into and from residential rehabilitation services, particularly for those with complex needs.
3. Developing a standardised approach to commissioning residential rehabilitation services.

The Scottish Government wrote to ADPs on the 17 June 2021, stating that the spending of the new investment in residential rehabilitation services will be closely monitored. The Scottish Government are working alongside Public Health Scotland (PHS), to implement a data collection system to progress two separate projects which involves:

1. Tracking how the investment is translating into increased placements.
2. Monitoring outcomes of the improved access to residential rehabilitation services.

This report is intended to provide a high-level overview of the number of placements approved by ADPs between the 01 April 2021 to 30 June 2022, using statutory funding. Basic demographic information about the individuals who have been approved for residential rehabilitation is included where appropriate.

³ **Residential Rehabilitation Rapid Capacity Programme: guidance - gov.scot**
(www.gov.scot)

Main points

- In Q1 2022/23, 218 placements were approved for residential rehabilitation in Scotland. This is an increase of 78 placements when compared to Q1 2021/22 (n=140).
- Of the 218 placements approved in Q1 2022/23, 200 placements were approved by ADPs; 11 placements were approved by Ward 5 Woodland View in NHS Ayrshire and Arran, and seven placements were approved on the new Prison to Rehab pathway.
- The total estimated cost for the ADP approved placements and the Prison to Rehab placements in Q1 2022/23 (n=207) was £1,746,986. This cost is made up of £1,636,906 from the 200 ADP approved placements, and £110,080 for seven Prison to Rehab placements. No cost was provided for the 11 placements in Ward 4 Woodland View in NHS Ayrshire and Arran, as the service is partly funded by the three local ADPs.
- Information on the characteristics of individuals offered a placement by ADPs (n=200) in Q1 2022/23 showed:
 - 65% of placements were for males (n=130), and 35% of placements were for females (n=69).
 - 37% (n=74) of the 200 approved placements by ADPs were for people with problematic alcohol use, 37% (n=74) was for people with problematic drug use, and 26% (n=52), was for people with co-dependency.
 - The average number of monthly placements approved between 01 April 2021 and 30 June 2022 was 44. The average number of placements in Q1 2022/23 is 67.

- The largest number of approved placements by ADPs was Glasgow City (n=89, 45%), followed by Highland⁴ (n=25, 13%) and then MELDAP (Midlothian and East Lothian ADP) (n=14, 7%).
- Glasgow City ADP reported the highest estimated total cost for placements (£392,500) followed by Highland ADP (£180,478) and MELDAP (£155,539).
- There were 23 ADPs (77%), which approved placements in Q1 2022/23.
- The most common reason for ADPs submitting a nil return in Q1 2022/23 was no referrals received for residential rehabilitation.
- Between 01 April 2021 and 30 June 2022, 758 placements for residential rehabilitation were approved in Scotland. The total estimated cost was £5,198,258.
- Of the 758 placements, 663 were approved by local Alcohol and Drug Partnerships (ADPs), 64 placements were approved by Ward 5 Woodland View in NHS Ayrshire in Arran, and 31 placements were approved on the Scottish Government funded Prison to Rehab pathway.

⁴ Highland ADP approves placements for a two-week programme as well as a standard 14-week treatment programme. Caution must be taken when comparing the number of placements and costs across the ADPs as different treatment models may be offered.

Methodology

On the 7th September 2021, the Scottish Government advised each Alcohol and Drug Partnership (ADP) that Public Health Scotland would request data on the number of statutory funded approved placements.

Public Health Scotland (PHS) provides ADPs with a data template each quarter to capture aggregated data on ADP approved placements. Please see Appendix One for a copy of the data collection template.

A summary of placement numbers is provided by Ward 5 Woodland View in NHS Ayrshire and Arran, and also the new Prison to Rehab pathway which is funded by the Scottish Government. The data from Ward 5 Woodland View in NHS Ayrshire and Arran, and Prison to Rehab, is not included in the main body of the report since this is only based on ADP approved placements.

This data collection is an ongoing exercise to provide timely information to the Scottish Government. A full monitoring dataset is being developed which will collect data on individuals going into, through and out of residential rehabilitation. This dataset will be used to support the Monitoring and Evaluation of the Scottish Government's programme.

The following variables are on the data template:

- ADP Name
- Residential rehabilitation service provider
- Number of ADP approved funded placements approved: This was defined as the number of individual placements for which ADP funding was confirmed / approved in each month, not the number of admissions into residential rehabilitation. Data has also been captured on the number of approved placements for individuals who were referred to residential rehabilitation, but the placement was not taken up. ADPs were asked to complete the data template on behalf of other agencies such as the Local Authority or the Health and Social Care Partnership, where they are not the primary budget holder.

- Sex: Male / Female / Prefer not to say
- Substance Type: Drugs/ Alcohol / Both drug and alcohol dependency
- Estimated cost of the placement

The returned data was analysed to show the number of placements which were funded, or partially funded, by each ADP in Scotland over the reporting period, along with the substance type which the individual will be receiving treatment for. The data tables present results at national, NHS Board, and ADP level.

The estimated cost includes treatment and aftercare fees for a period after discharge from the residential rehabilitation service provider. It may also include detox costs; as a result, these figures may not be comparable with costs published elsewhere, and between other ADPs.

Due to the sensitive nature of the topic, statistical disclosure control techniques were applied to reduce the risk of identifying individuals, especially those from small geographic areas. Suppressed data have been denoted by a “*” within the data tables. Where it was not possible to show any data tables, due to the sustained and continuous risk of disclosure, a high-level text summary of the data was provided.

Findings

Number of Approved Placements

ADP Responses

Responses were received from all thirty ADPs in Scotland for the Q1 2022/23 data return. Out of the 30 responses, 23 ADPs (77%), supplied data on approved placements in Q1 2022/23.

Table One below shows the number of completed data submissions that contained information on ADP approved placements for Q1 2022/23. This is used as a gauge to measure if access into residential rehabilitation is increasing following the Scottish Government's aims of improving access, increasing capacity, and standardising the commissioning process⁵. This data must be treated with caution since we do not have a baseline comparator.

Table One: Number of completed data returns by ADPs by quarter in 2021/22, and Q1 2022/23

	Quarter Ending 30 June 2021	Quarter Ending 30 Sept 2021	Quarter Ending 31 Dec 2021	Quarter Ending 31 March 2022	Quarter Ending 30 June 2022
Number of completed returns	15	17	22	23	23
Percentage of ADPs	50%	57%	73%	77%	77%

⁵ The Scottish Government's RR programme aims to (i) increase capacity, (ii) improve pathways and (iii) standardise commissioning processes. More detail can be found in the ministerial [statement](#) to of 30 November 2021 and in Appendix 1.

Scotland level results, 01 April 2021 to 30 June 2022

Number of Approved Placements

Table two shows the total number of statutory funded placements (ADP and non-ADP approved), split by financial year, quarter, the approving service or pathway, and the total estimated cost of the funded placements.

In total, there were 758 placements approved for residential rehabilitation from 01 April 2021 to 30 June 2022. The 758 placements had a total estimated cost of £5,198,258.

Table Two: Number of residential rehabilitation placements and estimated cost between Q1 2021/22 and Q1 2022/23, split by approving service or pathway.

Financial Year	Quarter	Number of ADP approved placements	Ward 5 Woodland View Placements	Prison To Rehab placements	Total combined number of placements	Estimated Cost (ADP approved and Prison to Rehab)
2021/22	Q1	115	13	12	140	£932,613
2021/22	Q2	97	13	*	*	£712,297
2021/22	Q3	113	12	*	*	£837,085
2021/22	Q4	138	15	*	*	£969,277
2022/23	Q1	200	11	7	218	£1,746,986
Cumulative Total		663	64	31	758	£5,198,258

In Q1 2022/23, 218 placements were approved for residential rehabilitation with an estimated cost of £1,746,986. Of these 218 placements, 200 were approved by ADPs with an estimated cost of £1,636,906. An additional seven placements were

approved on the Scottish Government funded Prison to Rehab pathway, with an estimated cost of £110,080. Lastly, there were 11 placements for the residential rehabilitation at Ward 5 Woodland View, NHS Ayrshire and Arran. Costs have not been provided for Ward 5 placements. Data for Ward 5 and Prison to Rehab have been excluded from the main body of the report as these are not ADP approved placements. Further information on these placements can be found in the NHS Ayrshire and Arran and Prison to Rehab tables at the end of the report.

Table Three below only shows the number of ADP approved placements split by financial year, quarter, sex, and substance type, together with the estimated cost of the funded placements. The number of placements has been increasing in each quarter, excluding Q2 2021/22, with a total number of 663 ADP approved placements with an estimated cost of £4,794,213.

Table Three: Number of ADP approved placements split by financial quarter, cost, gender, and substance type, from Q1 2021/22, to Q1 2022/23

Financial Year	Quarter	Number of ADP approved placements	Estimated Cost	Male	Female	Alcohol	Drugs	Alcohol and Drugs ¹
2021/22	Q1	115	£780,916	76	39	53	49	13
2021/22	Q2	97	£664,269	67	30	43	30	24
2021/22	Q3	113	£794,861	79	34	58	26	29
2021/22	Q4	138	£917,262	86	52	63	35	39
2022/23	Q1	200	£1,636,906	130*	69*	74	74	52
Cumulative Total		663	£4,794,213	438	224	291	214	157

* Note One ADP did not complete the 'gender' field for one record within the Q1 2022/23 template. The total number of placements for Q1 (n=200), does not match with the gender total (n=199) This figure should be updated in the next monitoring report.

Table Four below shows the monthly breakdown of ADP approved placements for Q1 2022/23. The number of placements decreased from April 2022 (n=74), to 54 in June 2022. The proportion between males and females is 65% and 35%, and the proportion for substance type is 37% for both alcohol and drugs, and 26% for co-dependency.

Table Four: Monthly breakdown of ADP approved placements in 2022/23, split by cost, gender, and substance type

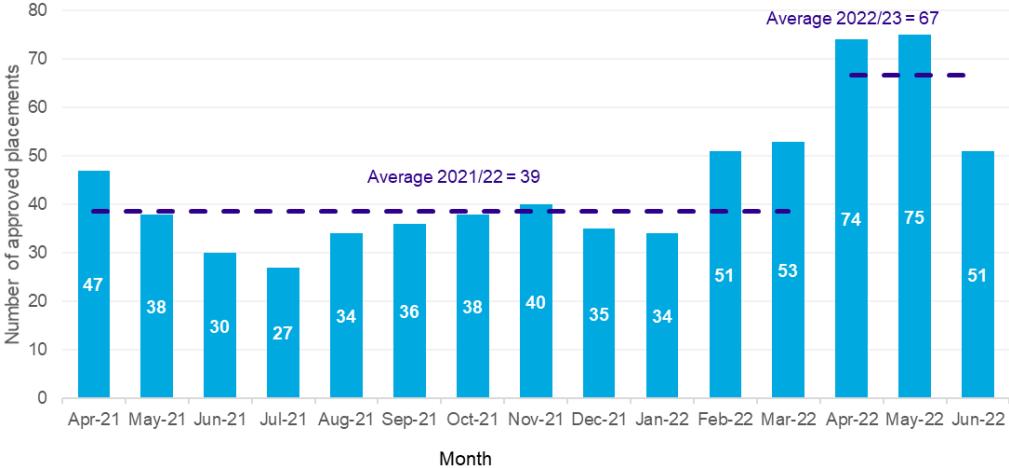
Month	Number of placements	Estimated Cost	Male	Female	Alcohol	Drugs	Alcohol and Drugs ¹
April 2022	74	£619,523	57	17	20	25	29
May 2022	75	£563,663	47	28	31	28	16
June 2022	51	£453,720	26	24	23	21	7
Total	200	£1,636,906 ²	130	69	74	74	52

Note 1: One ADP did not complete the 'gender' field for one record within the Q1 2022/23 template. The total number of placements for Q1 (n=200), does not match with the gender total (n=199) This figure should be updated in the next monitoring report.

Note 2: The total estimated cost of £1,636,906, excludes £110,080 for the seven Prison to Rehab pathway placements.

Figure one below summarises the number of monthly approved placements between 01 April 2021 and 30 June 2022. The largest number of approved placements was in May 2022 (n=75), which is the highest number recorded to date. There was a large increase in the number of placements in Q1 2022/23 (n=200), compared to Q1 2021/22 (n=115), and Q4 2021/22 (n=138). The lowest number of placements were approved in July (n=27), with low numbers seen in June 2021 (n=30), and January 2022 (n=34).

Figure 1: Number of ADP Approved Placements in Scotland, 01 April 2021 to 30 June 2022



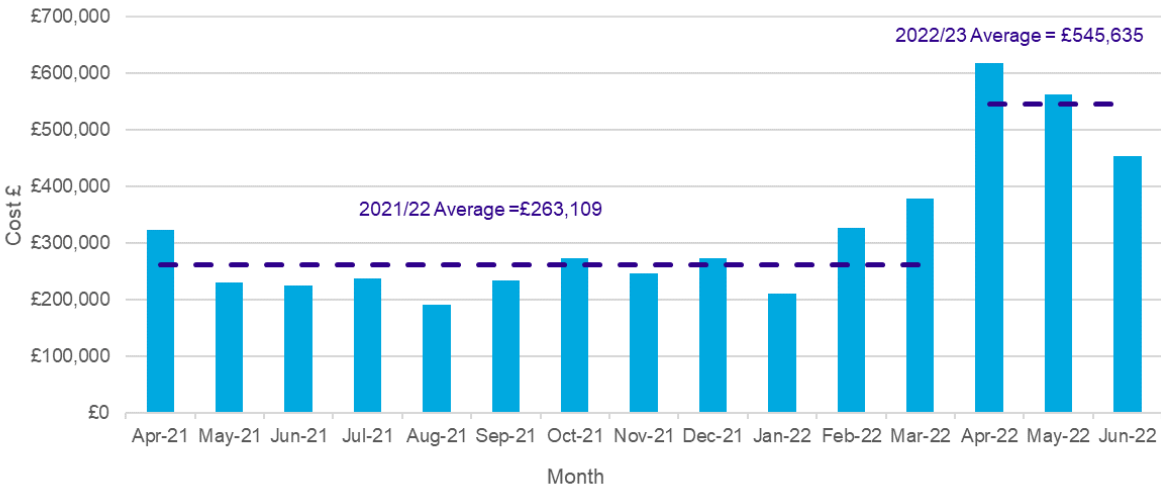
The trend in ADP approved placements decreased between April 2021 and July 2021, then increased between August 2021 and November 2021. The trend decreased during the festive period (December 2021 = 35, January 2022 = 34), but increased to over 50 placements from February 2022 through to June 2022. There was a decrease in the number of placements in June 2022 compared to the previous two months which could be due to the start of the summer holidays. The average number of placements in 2021/22 was 39, this has increased to 67 in Q1 2022/23. Overall, the average number of placements from 01 April 2021 to 30 June 2022 is 44.

Estimated Cost of ADP Approved Placements

Figure two shows the monthly estimated cost of residential rehabilitation placements in Scotland. The overall cost of 663 ADP approved placements from 01 April 2021 to 30 June 2022 is £4,794,213.

The monthly cost for placements ranged from the highest amount of £619,523 (April 2022) to the lowest amount of £191,739 (August 2021). The average monthly cost was £263,109 in 2021/22, and more than doubled to £545,635 in Q1 2022/23. This increase will be due to the larger number of approved placements in Q1 2022/23.

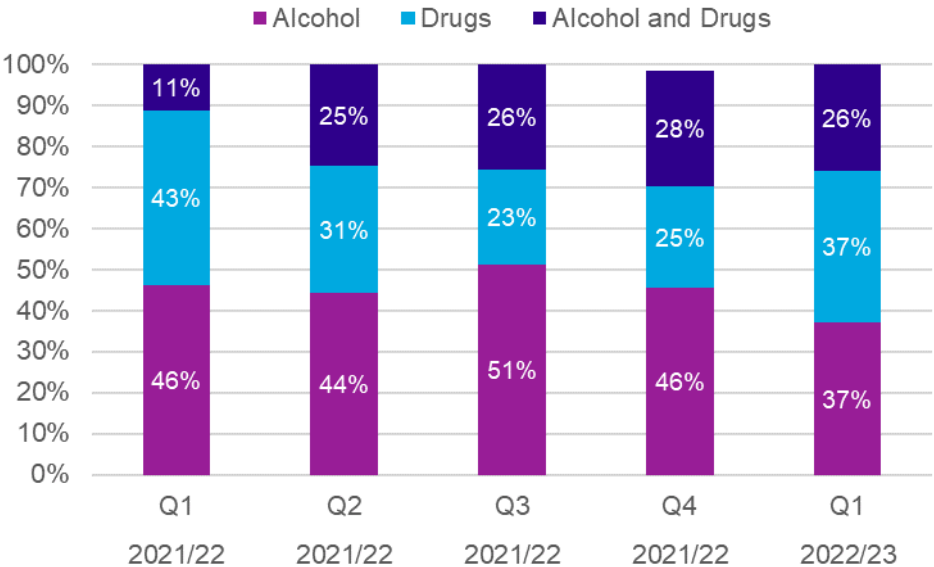
Figure 2: Estimated cost of ADP approved placements in Scotland, 01 April 2021 to 30 June 2022



Number of ADP Approved Placements by Type of Substance

Figure three below shows the proportion of ADP approved placements split by substance type for each quarter in 2021/22 and 2022/23. In 2021/22, the average proportion of placements for alcohol, drugs and co-dependency was 47%, 30% and 23% respectively. In Q1 2022/23, the proportion for alcohol placements decreased from 46% to 37%, drugs placements increased from 25% to 37%, and co-dependency placements decreased from 28% to 26%.

Figure 3: Proportion of placements in Scotland split by substance type, 01 April 2021 to 30 June 2022



Proportion of ADP Approved Placements by Gender

Figure four below shows the number of ADP approved placements split between males and females from 01 April 2021 to 30 June 2022. Overall, ADPs approved placements for 438 males and 224 females, which equates to 66% and 34% respectively. This split remains relatively consistent over the time frame with the exception of December 2021 and April 2022, when the gap was at its largest. However, in June 2022, there was only a difference of two placements between males (n=26) and females (n=24).

The largest number of male placements was approved in April 2022 (n=57), and 28 placements were approved for females in May 2022. The average number of male placements in 2021/22 was 26, which has increased to 43 in 2022/23. The average number of female placements has also increased from 13 in 2021/22 to 23 in 2022/23.

Figure 4: Number of ADP approved placements by gender in Scotland, 01 April 2021 to 30 June 2022

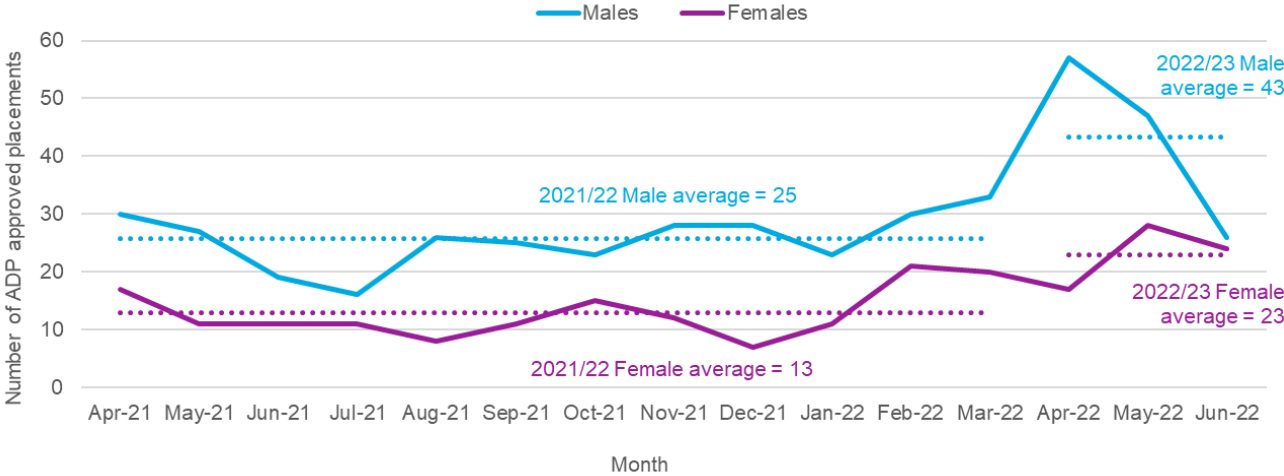
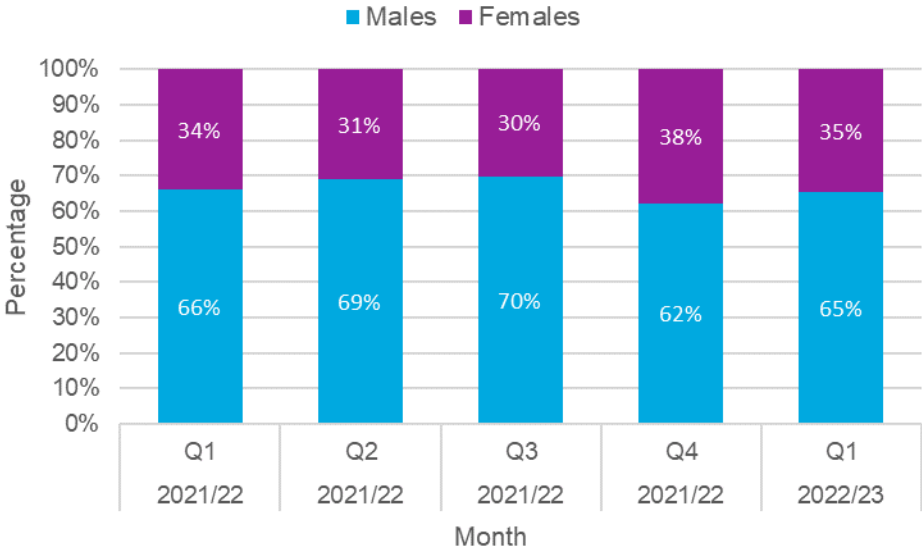


Figure five shows the proportion between male and female approved placements for each quarter in 2021/22 and 2022/23. The proportion of male placements is between 60% and 70%, whilst the proportion of female placements is lower at between 30% and 38%.

Figure 5: Proportion of ADP approved placements by gender in Scotland, 01 April 2021 to 30 June 2022



Results by ADP between 01 April 2022 and 30 June 2022

This section provides a summary of the data returned by ADPs for Q1 2022/23. Data has been presented in data tables showing the number of statutory funded placements split by month, sex, substance type and estimated cost.

Statistical Disclosure Control techniques have been applied to the data due to the sensitive nature of the topic, and to reduce the risk of identifying clients, especially those from small geographic areas. Suppressed data have been denoted by a “*” within the data tables. Where it was not possible to show any data tables, due to the sustained and continuous risk of disclosure, a high-level text summary of the data has been provided.

The estimated costs provided in this section include treatment and aftercare costs for a period after discharge from the residential rehabilitation Service Provider. It may also include detox costs which may mean that the estimated costs in this report are higher if compared to other provisional costs published elsewhere.

The data collection exercise highlighted that variation exists between the ADPs in clients accessing residential rehabilitation services. Reasons for not approving placements in residential rehabilitation since the start of the monitoring includes:

- No existing clinical pathway for residential rehabilitation clients
- Abstinence criteria not being met for accessing residential providers
- Impact of the COVID-19 restrictions
- Funding has been fully utilised for the year

Table five below lists the ADPs that did not return a completed data template. The proportion of ADPs who either submitted a nil response, or did not respond at all, has decreased from 15 in Q1 2021/22, to seven in Q1 2022/23.

The main reason for a nil return being returned was no referrals being made to the ADP for residential rehabilitation. The work on creating clinical pathways which Healthcare Improvement Scotland is leading which has led to a reduction of this reason being reported as a nil return.

Table Five: Proportion of ADPs that provided a nil return, Q1 2022/23

Reason for a nil submission	Proportion of ADPs with a nil response in Q1 2022/23
No referrals were received in the reporting period	71%
No pathway in place, or currently developing a pathway	14%
Funding has been fully allocated for the financial year	14%

Table six below shows the number of ADP funded placements and estimated cost at a national level, NHS Board and ADP in 2021/22, and Q1 in 2022/23.

Table Six: Number of funded placements approved by ADPs and total estimated cost, by NHS Board and ADP, financial years 2021/22 and 2022/23

Area	Total number of approved placements 2021/22	Total estimated cost of approved placements 2021/22	Number of approved placements Q1 2022/23	Total estimated cost of placements 2022/23
Scotland	463	£3,157,307	200	£1,636,906
NHS Ayrshire and Arran	*	£91,540	*	£7,000
East Ayrshire	*	£75,545	Nil return	£0
North Ayrshire	Nil return	£0	Nil return	£0
South Ayrshire	*	£15,995	*	£7,000
NHS Borders	*	£46,050	Nil Return	£0
NHS Dumfries and Galloway	Nil return	£0	*	£38,400
NHS Fife	17	£233,140	*	£73,185

Area	Total number of approved placements 2021/22	Total estimated cost of approved placements 2021/22	Number of approved placements Q1 2022/23	Total estimated cost of placements 2022/23
NHS Forth Valley 1	20	£167,085	*	£87,290
Forth Valley 1	6	£106,830	Submitted by ADP	Submitted by ADP
Falkirk 1	10	£33,456	*	£82,790
Clackmannanshire & Stirling 1	*	£26,800	*	£4,500
NHS Grampian	15	£137,930	7	£66,255
Aberdeen City	Nil return	£0	Nil return	£0
Aberdeenshire	7	£97,554	*	£53,049
Moray	8	£40,375	*	£13,205
NHS Greater Glasgow and Clyde	137	£577,496	97	£482,725
East Dunbartonshire	6	£51,800	*	£8,400
East Renfrewshire	7	£73,717	*	£41,775
Glasgow City	109	£347,500	89	£392,500
Inverclyde	*	£11,867	*	£6,744
Renfrewshire	*	£15,000	*	£12,000
West Dunbartonshire	10	£77,612	*	£21,306
NHS Highland	124	£641,876	*	£212,478
Argyll and Bute	20	£153,298	*	32,000
Highland (two week and 14-week	104	£488,578	25	££180,478

Area	Total number of approved placements 2021/22	Total estimated cost of approved placements 2021/22	Number of approved placements Q1 2022/23	Total estimated cost of placements 2022/23
programme combined)				
Highland (two-week programme only)	N/A	N/A	13	£24,188
Highland (14-week programme only)	N/A	N/A	12	£156,290
NHS Lanarkshire	*	£48,125	6	£97,600
North Lanarkshire	*	£7,665	Nil return	£0
South Lanarkshire	*	£40,460	6	£97,600
NHS Lothian	105	£993,661	34	£386,781
City of Edinburgh	57	£544,225	11	£146,980
MELDAP 3	19	£177,950	14	£155,539
West Lothian	29	£271,486	9	£84,262
NHS Orkney	Nil return	£0	Nil return	£0
NHS Shetland	*	£29,450	Nil return	£0
NHS Tayside	28	£176,955	14	£178,192
Angus	*	£56,990	*	£48,344
Dundee	21	£109,825	8	£67,343
Perth and Kinross	*	£10,140	*	£62,505
NHS Western Isles	*	£14,000	*	£7,000

1 Data was previously aggregated under NHS Forth Valley for the Q1 and Q2 return. Separate Q3 and Q4 data returns have been provided from Falkirk ADP and Clackmannanshire & Stirling ADP, which are now presented in the table.

2 Data for Highland ADP includes the number of approved placements for both their two week and 14-week programme combined.

3 Data is provided by MELDAP separately under East Lothian and Midlothian. The Monitoring Report published in November 2021, presented the data under each Local Authority area; however, this has now been changed so that the data is under MELADP.

The following data tables presents the total number of placements and cost in 2021/22, Q1 2022/23 and cumulative total for each ADP, the Prison to Rehab placements and Ward 5 Woodland View in NHS Ayrshire and Arran. Data has not been shown for ADPs who submitted as nil response in 2021/22 and Q1 2022/23. Please note that the data has been presented in detailed tables, or in summary text if there is a risk of disclosure.

Prison to Rehab (P2R)

The Prison to Rehab (P2R) pathway supports individuals preparing for release from prison, who may benefit from abstinence-based treatment, to access a residential rehabilitation placement. P2R was designed as a response to the COVID-19 pandemic to support individuals with histories of problematic substance use at a time when there was severe disruption to local service delivery and became operational in the summer of 2020.

A protocol and procedure document was produced in collaboration with the Scottish Recovery Consortium. It includes information on the participating providers and sets out the steps and responsibilities for prison staff and service providers. Individuals wishing to utilise P2R can choose from eight service providers ranging in location across the country and including Dundee, Inverness, and Glasgow. The Scottish Government provides funding for a 12-week placement and, if required, associated detox.

	Financial Year 2021/22	Quarter Ending 30 June 2022	Cumulative Total
Number of Placements	24	7	31
Estimated Cost	£293,965	£110,080	£404,045

East Ayrshire ADP

	Financial Year 2021/22	Quarter Ending 30 June 2022	Cumulative Total
Number of Placements	*	Nil Return	*
Estimated Cost	£75,545	£0	£75,545

South Ayrshire ADP

	Financial Year 2021/22	Quarter Ending 30 June 2022	Cumulative Total
Number of Placements	*	*	*
Estimated Cost	£15,995	£7,000	£ 22,995

Woodland View Ward 5

The figures presented in the table below have not been included in the main report as the placements in Ward 5 are not approved by the Ayrshire and Arran ADPs.

Ward 5 is partly funded by the three ADPs in the NHS Board, and jointly contribute towards Ward 5 funding.

	Financial Year 2021/22	Quarter Ending 30th June 2022	Cumulative Total
Number of Placements	53	11	64
Males	34	6	40
Females	19	5	24
Substance Type			
Alcohol	53	*	*
Drugs	0	0	0
Alcohol and Drugs	0	*	*

Borders ADP

	Financial Year 2021/22	Quarter Ending 30 June 2022	Cumulative Total
Number of Placements	*	Nil Return	*
Estimated Cost	£46,050	£0	£46,050

Dumfries and Galloway ADP

	Financial Year 2021/22	Quarter Ending 30 June 2022	Cumulative Total
Number of Placements	Nil Return	*	*
Estimated Cost	£0	£38,400	£38,400

Fife ADP

	Financial Year 2021/22	Quarter Ending 30 June 2022	Cumulative Total
Number of Placements	17	*	*
Estimated Cost	£233,140	£73,185	£ 306,325

Clackmannanshire & Stirling ADP

	Financial Year 2021/22	Quarter Ending 30 June 2022	Cumulative Total
Number of Placements	*	*	6
Estimated Cost	£26,800	£4,500	£31,300

Falkirk ADP

	Financial Year 2021/22	Quarter Ending 30 June 2022	Cumulative Total
Number of Placements	10	*	*
Estimated Cost	£33,456	£82,790	£116,246

Aberdeenshire ADP

	Financial Year 2021/22	Quarter Ending 30 June 2022	Cumulative Total
Number of Placements	7	*	*
Estimated Cost	£97,554	£53,049	£ 150,604

Moray ADP

	Financial Year 2021/22	Quarter Ending 30 June 2022	Cumulative Total
Number of Placements	8	*	*
Estimated Cost	£40,376	£13,205	£ 53,581

East Dunbartonshire

	Financial Year 2021/22	Quarter Ending 30 June 2022	Cumulative Total
Number of Placements	6	*	*
Estimated Cost	£51,800	£8,400	£60,200

East Renfrewshire ADP

	Financial Year 2021/22	Quarter Ending 30 June 2022	Cumulative Total
Number of Placements	7	*	*
Estimated Cost	£73,717	£41,775	£ 115,492

Glasgow City ADP

	Financial Year 2021/22	Quarter Ending 30 June 2022	Cumulative Total
Number of Placements	109	89	198
Males	66	49	115
Females	43	40	83
Substance Type			
Alcohol	52	29	81
Drugs	32	27	59
Alcohol and Drugs	25	33	58
Estimated Cost	£347,500	£392,500	£740,000

Inverclyde ADP

	Financial Year 2021/22	Quarter Ending 30 June 2022	Cumulative Total
Number of Placements	*	*	*
Estimated Cost	£11,867	£6,744	£ 18,611

Renfrewshire ADP

	Financial Year 2021/22	Quarter Ending 30 June 2022	Cumulative Total
Number of Placements	*	*	*
Estimated Cost	£15,000	£12,000	£27,000

West Dunbartonshire ADP

	Financial Year 2021/22	Quarter Ending 30 June 2022	Cumulative Total
Number of Placements	10	*	*
Estimated Cost	£77,612	£21,306	£ 98,918

Argyll and Bute ADP

	Financial Year 2021/22	Quarter Ending 30 June 2022	Cumulative Total
Number of Placements	20	*	
Estimated Cost	£153,298	£32,000	£ 185,298

Highland ADP

The figures presented in the table below show the number of placements approved for both a two week and 14-week programme of treatment for Q1 2022/23 only.

Both 2 week and 14 week programmes combined	Financial Year 2021/22	Quarter Ending 30 June 2022	Cumulative Total
Number of Placements	104	25	129
Males	74	20	94
Females	30	5	35
Substance Type			
Alcohol	66	16	82
Drugs	14	*	*
Alcohol and Drugs	24	*	*
Estimated Cost	£488,578	£180,478	£ 669,056

Two week programme	Financial Year 2021/22	Quarter Ending 30 June 2022	Cumulative Total
Number of Placements	N/A	13	13
Estimated Cost	N/A	£24,188	£24,188

14 week programme	Financial Year 2021/22	Quarter Ending 30 June 2022	Cumulative Total
Number of Placements	N/A	12	12
Estimated Cost	N/A	£24,188	£156,290

North Lanarkshire ADP

	Financial Year 2021/22	Quarter Ending 30 June 2022	Cumulative Total
Number of Placements	*	Nil Return	*
Estimated Cost	£7,665	*	£7,665

South Lanarkshire ADP

	Financial Year 2021/22	Quarter Ending 30 June 2022	Cumulative Total
Number of Placements	*	6	*
Estimated Cost	£40,460	£97,600	£138,060

City of Edinburgh ADP

	Financial Year 2021/22	Quarter Ending 30 June 2022	Cumulative Total
Number of Placements	57	11	68
Males	27	6	33
Females	14	7	21

	Financial Year 2021/22	Quarter Ending 30 June 2022	Cumulative Total
Substance Type			
Alcohol	24	8	32
Drugs	19	*	*
Alcohol and Drugs	14	*	*
Estimated Cost	£544,225	£146,980	£691,205

MELDAP (Mid Lothian and East Lothian)

	Financial Year 2021/22	Quarter Ending 30 June 2022	Cumulative Total
Number of Placements	19	14	33
Males	12	*	*
Females	7	*	*
Estimated Cost	£177,950	£155,539	£333,489

West Lothian ADP

	Financial Year 2021/22	Quarter Ending 30 June 2022	Cumulative Total
Number of Placements	29	9	38
Males	17	*	*
Females	12	*	*
Substance Type			
Alcohol	14	*	*

	Financial Year 2021/22	Quarter Ending 30 June 2022	Cumulative Total
Drugs	10	*	*
Alcohol and Drugs	5	*	*
Estimated Cost	£271,486	£84,262	£355,748

Shetland ADP

	Financial Year 2021/22	Quarter Ending 30 June 2022	Cumulative Total
Number of Placements	*	Nil Return	*
Estimated Cost	£29,500	£0	£29,500

Angus ADP

	Financial Year 2021/22	Quarter Ending 30 June 2022	Cumulative Total
Number of Placements	*	*	7
Estimated Cost	£56,990	£48,344	£105,334

Dundee ADP

	Financial Year 2021/22	Quarter Ending 30 June 2022	Cumulative Total
Number of Placements	21	8	29
Substance Type			
Alcohol	*	*	*
Drugs	15	6	21
Alcohol and Drugs	*	*	*
Estimated Cost	£109,825	£67,343	£177,168

Perth and Kinross ADP

	Financial Year 2021/22	Quarter Ending 30 June 2022	Cumulative Total
Number of Placements	*	*	6
Estimated Cost	£10,140	£62,505	£ 72,645

Western Isles ADP

	Financial Year 2021/22	Quarter Ending 30 June 2022	Cumulative Total
Number of Placements	*	*	*
Estimated Cost	£14,000	£7,000	£21,000

Contact

Jennifer Boyd, Public Health Intelligence Adviser

Evaluations Team

phs.evaluationteam@phs.scot

For all media enquiries please email phs.comms@phs.scot or call 0131 275 6105.

Appendices

Appendix 1 – ADP Data Template

Residential Rehabilitation: Rapid Data Collection on ADP Funded Placements: 1st April 2022 to 30th June 2022



Each Alcohol and Drug Partnership has been asked to complete the table below to show the number of ADP funded places approved for residential rehabilitation, together with estimated costs for each month from 1st April 2022 to 30th June 2022.

Data to be provided on a monthly basis includes: the name of the ADP and service providers; aggregated client information; substance type and the estimated cost of the placements.

Please note that data should only be entered for individuals entering Residential Rehabilitation with a goal of abstinence from substance misuse, and with approved statutory funding for 2022/23.

If a nil return is supplied then please provide commentary around this in the feedback / comments tab.

Instructions on how to complete and return the spreadsheet

- Name of ADP:** Please select the name of the ADP which is completing this data form. If completing for multiple ADPs, then please complete a separate return for each ADP.
- Name of Rehab Service Provider:** Please select the name of the residential rehabilitation service provider from the drop down list. If the name of the service is not in the list then select "other" and type the name of the provider in the following column. If additional rows are needed for a particular month then insert a new row (right click on the row, and select 'insert row' from the drop down menu).
- Number of ADP Funded Places Approved:** Please provide the number of individual placements for which ADP funding was confirmed / approved in each month; not the number of placements which were actually started each month. This includes placements which are partially ADP funded alongside other agencies. **Please do not input monthly data for each individual, only enter the data in for the month the placement was approved as this will lead to overcounting.**
- Sex:** Please provide the sex breakdown from the number of ADP funded places if this data can be supplied. If you are unable to obtain this information then please complete the 'unknown' column.
- Substance Type:** Please enter the aggregated number of individuals who are seeking residential rehabilitation treatment for either drugs / alcohol / drugs and alcohol addiction.
- Projected Cost of the Placements:** The total anticipated cost of the placements irrespective of the different funding structures / bodies contributing to the placement. This estimate assumes that the individual stays for the recommended number of weeks and doesn't leave early or stay for longer than originally planned.
- Returning the Completed Spreadsheet:** E-mail the spreadsheet to phs.evaluationteam@phs.scot once completed. Feedback can be written on an e-mail, or on the 'Comments' section provided within this workbook.

ADP ¹ --Please Select--

Month	Name of Rehab Service Provider ²	Name of Rehab Service Provider if "other" is selected ²	Number of ADP funded places approved ³	Client Information				Substance Type			Projected Cost (£) ⁶
				Male ⁴	Female ⁴	Prefer Not To Say ⁴	Unknown ⁴	Drugs ⁵	Alcohol ⁵	Alcohol and Drugs ⁵	
Apr-22	--Please Select--										
Apr-22	--Please Select--										
Apr-22	--Please Select--										
Apr-22	--Please Select--										
May-22	--Please Select--										
May-22	--Please Select--										
May-22	--Please Select--										
May-22	--Please Select--										
Jun-22	--Please Select--										
Jun-22	--Please Select--										
Jun-22	--Please Select--										
Jun-22	--Please Select--										

Appendix 2 – ADP Data Returns

NHS Board	ADP	Quarter ending 30 June 2021	Quarter ending 30 Sept 2021	Quarter ending 31 Dec 2021	Quarter ending 31 March 2022	Quarter ending 30 June 2021
Ayrshire and Arran	East Ayrshire	X	X	✓	✓	X
Ayrshire and Arran	South Ayrshire	X	X	X	✓	
Ayrshire and Arran	North Ayrshire	X	X	X	✓	X
Borders	Borders	✓	✓	✓	✓	X
Dumfries and Galloway	Dumfries and Galloway	X	X	X	X	✓
Fife	Fife	✓	✓	✓	✓	✓
Forth Valley	Forth Valley	✓	✓	Data supplied by ADP	Data supplied by ADP	Data supplied by ADP
Forth Valley	Clackmannanshire & Stirling	Data supplied at NHS Board level	Data supplied at NHS Board level	✓	✓	✓
Forth Valley	Falkirk	Data supplied at NHS Board level	Data supplied at NHS Board level	✓	✓	✓
Grampian	Moray	✓	✓	✓	✓	✓
Grampian	Aberdeen City	X	X	X	X	X
Grampian	Aberdeenshire	X	X	✓	✓	✓
Greater Glasgow and Clyde	East Dunbartonshire	✓	X	✓	✓	✓
Greater Glasgow and Clyde	Inverclyde	X	✓	✓	X	✓

NHS Board	ADP	Quarter ending 30 June 2021	Quarter ending 30 Sept 2021	Quarter ending 31 Dec 2021	Quarter ending 31 March 2022	Quarter ending 30 June 2021
Greater Glasgow and Clyde	Renfrewshire	X	X	✓	X	✓
Greater Glasgow and Clyde	Glasgow City	✓	✓	✓	✓	✓
Greater Glasgow and Clyde	East Renfrewshire	✓	✓	✓	✓	✓
Greater Glasgow and Clyde	West Dunbartonshire	✓	✓	✓	✓	✓
Highland	Argyll and Bute	✓	✓	✓	✓	✓
Highland	Highland	✓	✓	✓	✓	✓
Lanarkshire	North Lanarkshire	X	X	✓	✓	X
Lanarkshire	South Lanarkshire	X	X	X	✓	✓
Lothian	City of Edinburgh	✓	✓	✓	✓	✓
Lothian	MELDAP	✓	✓	✓	✓	✓
Lothian	West Lothian	✓	✓	✓	✓	✓
Orkney	Orkney	X	X	X	X	X
Shetland	Shetland	X	✓	X	X	X
Tayside	Angus	X	✓	✓	✓	✓
Tayside	Perth and Kinross	X	X	✓	✓	✓
Tayside	Dundee	✓	✓	✓	✓	✓
Western Isles	Western Isles	X	X	X	✓	✓