

# Interim Monitoring Report on Statutory Funded Residential Rehabilitation Placements

Quarter Three Update: 1st October to 31  
December 2021

A Management Information release for Scotland





Translations



Easy read



BSL



Audio




Large print



Braille

Translations and other formats are available on request at:

 [p hs.otherformats@p hs.scot](mailto:p hs.otherformats@p hs.scot)

 **0131 314 5300**

Public Health Scotland is Scotland's national agency for improving and protecting the health and wellbeing of Scotland's people.

© Public Health Scotland 2022

**OGL**

This publication is licensed for re-use under the [Open Government Licence v3.0](#).

For more information, visit [www.publichealthscotland.scot/ogl](http://www.publichealthscotland.scot/ogl)

[www.publichealthscotland.scot](http://www.publichealthscotland.scot)

## **This is a Management Information publication**

Published management information are non-official statistics which may be in the process of being transitioned into official statistics. They may not comply with the UK Statistics Authority's Code of Practice with regard to high data quality or high public value but there is a public interest or a specific interest by a specialist user group in accessing these statistics as there are no associated official statistics available.

Users should therefore be aware of the aspects of data quality and caveats surrounding these data, all of which are listed in this document.

Find out more about Management Information on the [\*\*UK Statistics Authority website\*\*](#).

## Contents

Introduction	4
Main points	6
Methodology	8
Findings	10
ADP Responses	10
Scotland level results, 1st April 2021 to 31st December 2021	11
Number of Approved Placements, 1st April to 31st December 2021	11
Estimated Cost of Approved Placements, 1st to April to 31st December 2021	12
Number of Placements by Substance Type, 1st April to 31st December	13
Proportion of Placements by Gender, 1st April to 31st December 2021	14
Results by ADP between 1st April 2021 and 31st December 2021	16
Contact	31
Appendices	32
Appendix 1 – ADP Data Template	32
Appendix 2 – ADP Data Returns for 2021/22	33

## Introduction

Residential rehabilitation is defined by NICE as ‘a structured drug treatment setting where residence is a condition of receiving the interventions<sup>1</sup>. Residential rehabilitation for the treatment of dependency on alcohol or drugs forms part of an integrated approach to treatment. NICE guidance recommends that ‘residential treatment may be considered for people who are seeking abstinence and who have significant comorbid physical, mental health or social (for example, housing) problems<sup>1</sup>.’

One of the key parts of the Scottish Government’s National Mission on Drugs is to get people into the treatment and recovery services which are right for them. Residential rehabilitation should form part of a broad corpus of treatment options and be available to those who both wish to enter it and are deemed suitable.

In order to build capacity and expand pathways into, through and out of treatment, the Scottish Government has committed to investing £100M for residential rehab over the next five years.

A mapping exercise during February 2021, identified 20 residential rehabilitation and specialist supported accommodation services in Scotland, providing a total of 418 beds<sup>2</sup>. A survey of service providers conducted in Autumn 2021, reported this has increased to 425. Decisions surrounding the provision, funding, and configuration of residential rehab, along with other local services, are undertaken locally by Integrated Authorities and Alcohol and Drug Partnerships (ADPs). In the financial year 2021/22, and for the next five years until 31st March 2026, the Alcohol and Drugs Partnerships

---

<sup>1</sup> <https://www.nice.org.uk/guidance/qs23/chapter/quality-statement-10-residential-rehabilitative-treatment>

<sup>2</sup> <https://www.gov.scot/publications/residential-rehab-scotland-status-report-current-levels-capacity/>

have been allocated £13.5M, with £5M earmarked to support additional capacity and access residential rehabilitation services<sup>3</sup>.

There are three strands to the national approach to improving access to residential rehabilitation. These include:

1. Increasing the capacity of services.
2. Improving pathways into and from residential rehabilitation services, particularly for those with complex needs.
3. Developing a standardised approach to commissioning residential rehabilitation services.

The Scottish Government wrote to ADPs on the 17th June 2021, stating that the spending of the new investment in residential rehabilitation services will be closely monitored. The Scottish Government are working alongside Public Health Scotland (PHS), to implement a data collection system to progress two separate projects which involves:

1. Tracking how the investment is translating into increased placements.
2. Monitoring outcomes of the improved access to residential rehabilitation services.

This report is intended to provide a high-level overview of the number of placements approved by ADPs between the 1st April 2021 to 31st December 2021, using statutory funding<sup>4</sup>. Basic demographic information about the individuals who have been approved for residential rehabilitation is included where appropriate.

---

<sup>3</sup> **[Residential Rehabilitation Rapid Capacity Programme: guidance - gov.scot](https://www.gov.scot/resources/documents/2021/06/Residential-Rehabilitation-Rapid-Capacity-Programme-guidance.pdf)**  
([www.gov.scot](https://www.gov.scot))

<sup>4</sup> The previous interim monitoring report covered data from 1st April 2021 to 30<sup>th</sup> September 2021. The data were presented over the six months, and not broken down by financial quarters. **[Residential Rehabilitation \(publichealthscotland.scot\)](https://publichealthscotland.scot/resources/documents/2021/09/Residential-Rehabilitation-Interim-Monitoring-Report-September-2021.pdf)**

## Main points

- Between 1st October 2021 and 31st December 2021, 114 placements into residential rehabilitation were approved by Alcohol and Drug Partnerships (ADPs) using statutory funding. This equated to a total estimated cost of £794,861. This is an increase of 17 placements compared to Quarter 2.
- Overall, 326 placements in Scotland have been approved using statutory funding from 1st April 2021 to 31st December 2021. This equates to a total estimated cost of £2,240,045.
- In Q3, 51% of placements (n=58), were for people with problematic alcohol use, 30 placements (26%) were for people with co-dependency, and 26 placements (23%) were for people with problematic drug use. The number of placements for people with problematic alcohol use and co-dependency, increased in Q3 compared to Q1 and Q2. However, the number of placements for problem drug use decreased from 49 in Q1, to 26 in Q3.
- Of the 114 approved placements in Quarter 3, 70% of placements were for males (n=80), and 30% of placements were for females (n=34). Overall, the split between males and females over the three quarters is 68% and 32% respectively.
- The average number of monthly placements in Q3 was 38, which is the same as Quarter 1 (n=38), but higher than Q2 (n=32). The largest number of placements remains in April 2021 (n=47). This is closely followed by 41 placements in November 2021. The smallest number of placements was in July 2021 (n=27).
- All thirty Alcohol and Drug Partnerships (ADPs) responded to the data request. Out of the 30 ADPs, 73% (n=22) approved placements in Q3. This is an improvement compared to 50% in Q1 (n=15), and 57% in Q2 (n=17).
- The largest number of funded placements in Q3 was Highland ADP (n=29), followed by Glasgow City ADP (n=23), then City of Edinburgh ADP (n=9). This order remains when aggregating the data over the three quarters. Highland

ADP funded the largest number of placements (n=77, 24%), followed by Glasgow City ADP (n=26, 23%), then City of Edinburgh ADP (n=41, 13%).

- The most common reason for ADPs submitting a nil return between Q1 and Q3 was developing new clinical pathways into residential rehabilitation. Other reasons included: no referrals being received within the timeframe; low staff capacity within NHS wards which manage detox and short stay rehabilitation, and the ongoing impact of restrictions during the COVID-19 pandemic.



## Methodology

On the 7th September 2021, the Scottish Government advised each Alcohol and Drug Partnership (ADP) that Public Health Scotland would request data on the number of statutory funded approved placements.

Public Health Scotland provided each ADP with a data template to capture Q3 data and return by Friday 1st April 2022. Please see Appendix One for a copy of the data collection spreadsheet. Only aggregated was requested from the ADPs. This data collection will be an ongoing exercise to provide timely information to the Scottish Government. A full monitoring dataset is being developed which will collect data on individuals going into, through and out of residential rehabilitation. This dataset will be used to support the Monitoring and Evaluation of the Scottish Government's programme.

The following variables are on the data template:

- ADP Name
- Residential rehabilitation service provider
- Number of ADP approved funded placements approved: This was defined as the number of individual placements for which ADP funding was confirmed / approved in each month, not the number of admissions into residential rehabilitation. Data has also been captured on the number of approved placements for individuals who were referred to residential rehabilitation, but the placement was not taken up. ADPs were asked to complete the data template on behalf of other agencies such as the Local Authority or the Health and Social Care Partnership, where they are not the primary budget holder.
- Sex: Male / Female / Prefer not to say
- Substance Type: Drugs/ Alcohol / Both drug and alcohol dependency
- Estimated cost of the placement

The returned data was analysed to show the number of placements which were funded, or partially funded, by each ADP in Scotland over the reporting period, along with the substance type which the individual will be receiving treatment for. The data tables present results at national, NHS Board, and ADP level.

The estimated costs include treatment and aftercare fees for a period after discharge from the residential rehabilitation service provider. It may also include detox costs; as a result, these figures may not be comparable with costs published elsewhere.

Due to the sensitive nature of the topic, statistical disclosure control techniques were applied to reduce the risk of identifying individuals, especially those from small geographic areas. Suppressed data have been denoted by a “\*” within the data tables. Where it was not possible to show any data tables, due to the sustained and continuous risk of disclosure, a high-level text summary of the data was provided.

# Findings

## ADP Responses

Responses were received from all 30 ADPs across Scotland for the Q3 data return.

Table One below shows the number of completed data submissions that contained information on approved placements in Q1, Q2 and Q3 in 2021/22. This is used as a gauge to measure if access into residential rehabilitation is increasing following the Scottish Government's aims of improving access, increasing capacity, and standardising the commissioning process <sup>5</sup>. This data must be treated with caution since we do not have a baseline comparator.

**Table One: Number of completed data returns by ADPs for Q1, Q2 and Q3 in 2021/22**

	Quarter Ending 30th June 2021	Quarter Ending 30th Sept 2021	Quarter Ending 31st Dec 2021
Number of completed returns	15	17	22
Percentage of ADPs	50%	57%	73%

The number of ADPs approving placements into residential rehabilitation has increased in each quarter in 2021/22. The number of completed data returns which contained placement information increased from 15 in Q1 (50% of ADPs), to 22 (73% of ADPs) in Q3. Reasons for submitting a nil return are detailed in Table Three, but the most common reason is the need to work to continue towards the development of clinical pathways into residential rehabilitation. The status of the ADP data returns for each quarter is summarised in the Appendix 2.

---

<sup>5</sup> The Scottish Government's RR programme aims to (i) increase capacity, (ii) improve pathways and (iii) standardise commissioning processes. More detail can be found in the ministerial [statement](#) of 30 November 2021 and in Appendix 1.

## Scotland level results, 1st April 2021 to 31st December 2021

### Number of Approved Placements, 1st April to 31st December 2021

Table Two shows the number of funded placements split by month, sex, and substance type together with the estimated cost of the funded placement. Since the data is of a sensitive topic, cell suppression has been used to comply with the Public Health Scotland Disclosure Policy. Suppressed data have been denoted with a “\*” in the tables.

In Q3, there were 114 approved placements with an estimated cost of £794,861. This is an increase compared to Q2 with 97 placements and an estimated cost of £664,268. Overall, between the 1st April 2021 and 31st December 2021, 326 placements have been approved with an estimated cost of £2,2240,045.

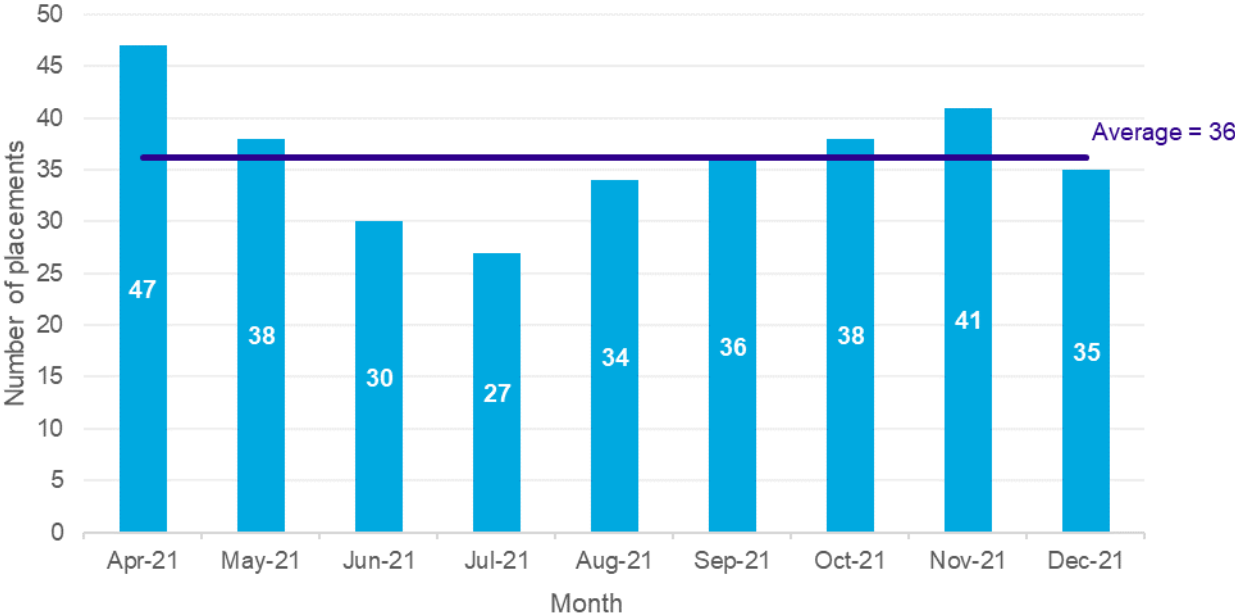
**Table Two: Number of placements split by cost, gender and substance type, 1st April 2021 to 31st December 2021**

Month	Number of placements	Estimated Cost	Male	Female	Alcohol	Drugs	Alcohol and Drugs <sup>1</sup>
Apr-21	47	£323,593	30	17	22	22	*
May-21	38	£230,791	27	11	16	17	*
Jun-21	30	£226,532	19	11	15	10	5
Q1	115	£780,916	76	39	43	49	13
Jul-21	27	£238,263	16	11	9	10	8
Aug-21	34	£191,739	26	8	17	9	8
Sept-21	36	£234,267	25	11	17	11	8
Q2	97	£664,268	67	30	53	30	24
Oct-21	38	£274,452	23	15	14	11	13
Nov-21	41	£246,585	29	12	24	9	8
Dec-21	35	£273,824	28	7	20	6	9
Q3	114	£794,861	80	33	58	26	30
Total	326	£2,240,045	223	103	154	105	67

<sup>1</sup> Numbers which have been suppressed due to statistical disclosure have been marked with a “\*”.

Figure One below summarises the number of monthly approved placements between 1st April and 31st December 2021. The highest number of placements were approved in April 2021 (n=47), which could be attributed to new funding at the start of the financial year. The lowest number of placements were approved in July (n=27) which could be due to reduced staffing levels over the summer holidays. The trend in approved placements decreased between April 2021 and July 2021, then increased between August 2021 and November 2021, before dropping in again December 2021. The average number of monthly approved placements over the three quarters is 36.

**Figure 1: Approved Placements in Scotland, 1st April to 31st December 2021**

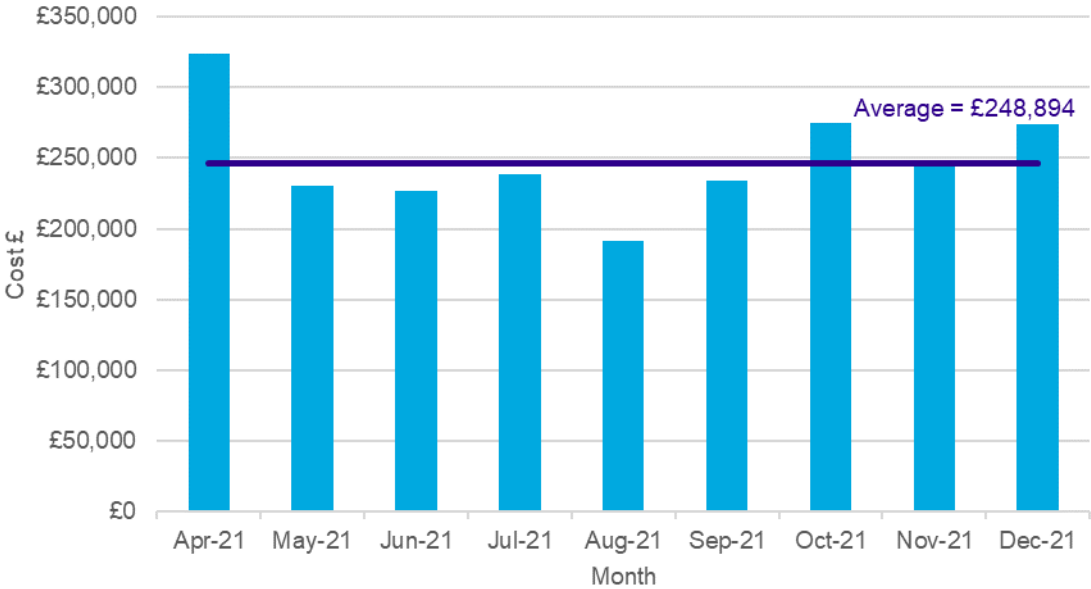


**Estimated Cost of Approved Placements, 1st April to 31st December 2021**

Figure Two shows the monthly estimated cost of residential rehabilitation placements in Scotland. The overall cost over the three quarters is £2,240,045, with the total monthly cost for all placements varying between the highest amount of £323,593 (April 2021) and the lowest amount of £191,739 (August 2021). The average monthly cost was £248,894. The cost decreased between April and August, then

increased above average between September and December. This pattern also reflects the trend in the number of approved placements.

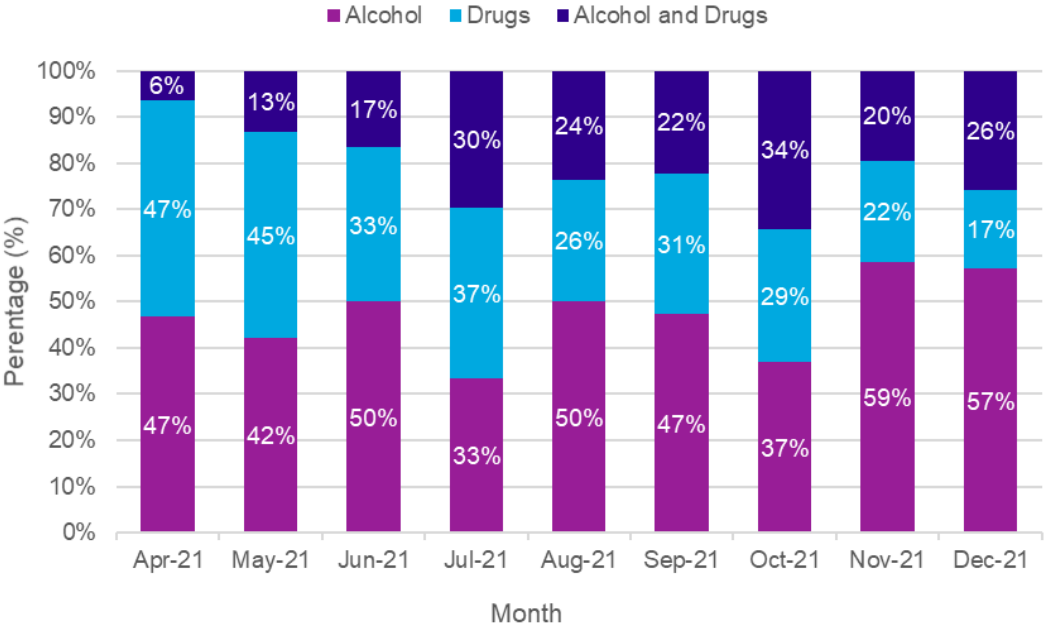
**Figure 2: Estimated cost of Placements in Scotland, 1st April to 31st December 2021**



**Number of Placements for people with problematic alcohol and drug use, 1st April to 31st December 2021**

In Quarter Three, the highest proportion of placements were funded for problem alcohol use (n=58,51%), followed by alcohol and drug co-dependency (n=30, 26%), then problem drug use (n=26,23%). These percentages reflect the overall proportion over the three quarters between the substance types with 47% (n=154) of placements for problem alcohol use, 32% (n=105) for alcohol and drug co-dependency, and 21% (n=67) for problem drug use.

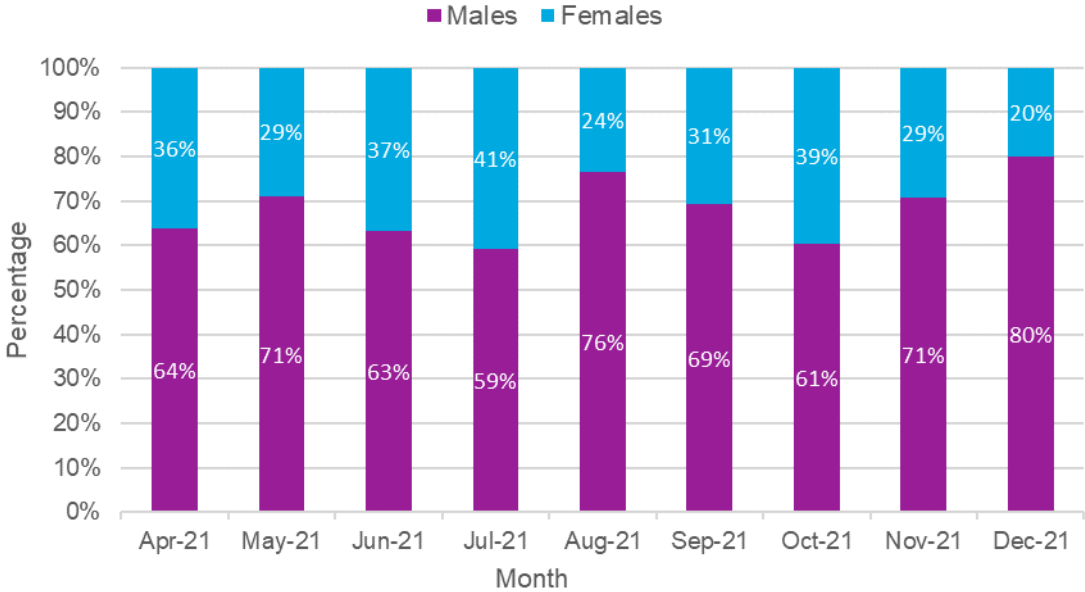
**Figure 3: Proportion of placements in Scotland split by substance type, 1st April to 31st December 2021**



**Proportion of Placements by Gender, 1st April to 31st December 2021**

Overall, between 1st April 2021 and 31st December 2021, placements were approved for 223 males and 103 females, which equates to 68% and 32% respectively. The average monthly number of male placements is 25, whilst the females is lower with an average monthly number of 11. April had the highest number of male (n=30), and female(n=17) placements. The lowest number of female placements occurred in December (n=7), and July had the lowest number of male placements (n=16). Variation exists between each month as can be seen in Figure 4.

**Figure 4: Proportion of placements by gender in Scotland, 1st April to 31st December 2021**





## Results by ADP between 1st April 2021 and 31st December 2021

This section provides a summary of the data returned by ADPs in Q1, Q2 and Q3 in 2021/22. Data has been presented in data tables showing the number of statutory funded placements split by month, sex, substance type and estimated cost.

Statistical Disclosure Control techniques have been applied to the data due to the sensitive nature of the topic, and to reduce the risk of identifying clients, especially those from small geographic areas. Suppressed data have been denoted by a “\*” within the data tables. Where it was not possible to show any data tables, due to the sustained and continuous risk of disclosure, a high-level text summary of the data has been provided.

The estimated costs provided in this section include treatment and aftercare costs for a period after discharge from the residential rehabilitation Service Provider. It may also include detox costs which may mean that the estimated costs in this report are higher if compared to other provisional costs published elsewhere.

The data collection exercise highlighted that variation exists between the ADPs in clients accessing residential rehabilitation services. Reasons for not approving placements in residential rehabilitation over the three quarters in 2021/22 include:

- No existing clinical pathway for residential rehabilitation clients
- Abstinence criteria not being met for accessing residential providers
- Restrictions associated with the COVID-19 pandemic
- All funding has been utilised for the year

Table Three below lists the ADPs that did not return a completed data template. The main reason was that a clinical pathway is not currently in place, or one is currently in development.

**Table Three: Proportion of ADPs that provided a nil return, Q3 2021/22**

Reason for a nil submission	Proportion of ADPs with a nil response (n=8)
No pathway in place, or currently developing a pathway	62%
No referrals were received in the reporting period	25%
Funding has been fully allocated	13%

Table Four below shows the number of funded placements and estimated cost at a national level, NHS Board and ADP for Q1, Q2 and Q3 in 2021/22.

**Table Four: Number of Funded Placements and Total Estimated Cost split by NHS Board and ADP, Q1, Q2 and Q3 2021/22**

Area	Number of placements Q1	Number of placements Q2	Number of approved placements Q2	Total Number of Placements Q1-Q3	Total Estimated Cost (£)
<b>Scotland</b>	<b>115</b>	<b>97</b>	<b>114</b>	<b>326</b>	<b>£2,240,045</b>
<b>NHS Ayrshire and Arran</b>	<b>Nil Return</b>	<b>Nil Return</b>	*	*	<b>£20,175</b>
East Ayrshire	Nil return	Nil return	*	*	£20,175
North Ayrshire	Nil return	Nil return	Nil return	Nil return	£0
South Ayrshire	Nil return	Nil return	Nil return	Nil return	£0
<b>NHS Borders</b>	*	*	*	*	<b>£20,850</b>
<b>NHS Dumfries and Galloway</b>	<b>Nil Return</b>	<b>Nil return</b>	<b>Nil return</b>	<b>Nil return</b>	<b>£0</b>
<b>NHS Fife</b>	*	<b>5</b>	*	<b>11</b>	<b>£144,595</b>
<b>NHS Forth Valley<sup>1</sup></b>	<b>6</b>	<b>Nil Return</b>	*	<b>10</b>	<b>£145,310</b>
Forth Valley <sup>1</sup>	6	Nil Return	*	*	£106,830

Area	Number of placements Q1	Number of placements Q2	Number of approved placements Q2	Total Number of Placements Q1-Q3	Total Estimated Cost (£)
Falkirk <sup>1</sup>	See Note 1	See Note 1	*	*	£33,456
Clackmannanshire & Stirling <sup>1</sup>	See Note 1	See Note 1	*	*	£5,024
<b>NHS Grampian</b>	*	*	<b>6</b>	<b>12</b>	<b>£155,328</b>
Aberdeen City	Nil return	Nil return	Nil return	Nil return	£0
Aberdeenshire	Nil return	Nil return	5	5	£80,000
Moray	*	*	*	7	£35,328
<b>NHS Greater Glasgow and Clyde</b>	<b>34</b>	<b>32</b>	<b>33</b>	<b>99</b>	<b>£424,236</b>
East Dunbartonshire	*	Nil return	*	*	£34,650
East Renfrewshire	*	*	*	6	£63,317
Glasgow City	26	27	23	76	£237,000
Inverclyde	Nil return	*	*	*	£11,867
Renfrewshire	Nil return	Nil return	*	*	£15,000
West Dunbartonshire	*	*	*	8	£62,402
<b>NHS Highland</b>	<b>30</b>	<b>27</b>	<b>36</b>	<b>93</b>	<b>£495,326</b>
Argyll and Bute	*	6	7	16	£132,898
Highland	27	21	29	77	£362,428
<b>NHS Lanarkshire</b>	<b>Nil return</b>	<b>Nil return</b>	*	*	<b>£1,095</b>
North Lanarkshire	Nil return	Nil return	*	*	£1,095
South Lanarkshire	Nil return	Nil return	Nil return	Nil return	£0
<b>NHS Lothian</b>	<b>27</b>	<b>25</b>	<b>22</b>	<b>74</b>	<b>£703,599</b>
City of Edinburgh	15	17	9	41	£394,525
MELDAP <sup>2</sup>	*	*	6	12	£112,500
West Lothian	9	5	7	21	£196,574

Area	Number of placements Q1	Number of placements Q2	Number of approved placements Q2	Total Number of Placements Q1-Q3	Total Estimated Cost (£)
<b>NHS Orkney</b>	<b>Nil return</b>	<b>Nil return</b>	<b>Nil return</b>	<b>Nil return</b>	<b>£0</b>
<b>NHS Shetland</b>	<b>Nil return</b>	*	<b>Nil return</b>	*	<b>£29,450</b>
<b>NHS Tayside</b>	<b>11</b>	*	<b>7</b>	*	<b>£140,081</b>
Angus	Nil return	*	*	*	£36,190
Dundee	11	*	*	16	£98,821
Perth and Kinross	Nil return	Nil return	*	*	£5,070
<b>NHS Western Isles</b>	<b>Nil return</b>	<b>Nil return</b>	<b>Nil return</b>	<b>Nil return</b>	<b>£0</b>

1 Data was previously aggregated under NHS Forth Valley for the Q1 and Q2 return. Separate Q3 data returns have been provided from Falkirk ADP and Clackmannanshire & Stirling ADP, which are now presented in the table.

2 Data is provided by MELDAP separately under East Lothian and Midlothian. The previous Monitoring Report (November 2021) presented the data under each Local Authority area; however, this has been changed to aggregate the data under MELADP.

The following data tables present information for each ADP that submitted data for Q1, Q2 and Q3 in 2021/22. Please note that the data has been presented in detailed tables, or in summary text if there is a risk of disclosure.

## NHS Ayrshire and Arran

### East Ayrshire ADP

	Quarter Ending 30th June 2021	Quarter Ending 30th September 2021	Quarter Ending 31st December 2021	Total (Q1-Q3)
Number of Placements	Nil Return	Nil Return	*	*
Estimated Cost	£0	£0	£20,175	£20,175

## NHS Borders

### Borders ADP

	Quarter Ending 30th June 2021	Quarter Ending 30th September 2021	Quarter Ending 31st December 2021	Total (Q1-Q3)
Number of Placements	*	*	*	*
Estimated Cost	£8,400	£8,400	£4,050	£20,850

## NHS Fife

### Fife ADP

	Quarter Ending 30th June 2021	Quarter Ending 30th September 2021	Quarter Ending 31st December 2021	Total
Number of Placements	*	5	*	11
Estimated Cost	£57,240	£69,365	£17,990	£144,595

## NHS Forth Valley

### Forth Valley

	Quarter Ending 30th June 2021	Quarter Ending 30th September 2021	Quarter Ending 31st December 2021	Total
Number of Placements	6	Nil Return	Data split by ADP	10
Estimated Cost	£106,830	£0	N/A	£106,830

### Falkirk ADP

	Quarter Ending 30th June 2021	Quarter Ending 30th September 2021	Quarter Ending 31st December 2021	Total
Number of Placements	N/A	N/A	*	*
Estimated Cost	N/A	N/A	£33,456	£33,456

### Clackmannanshire & Stirling ADP

	Quarter Ending 30th June 2021	Quarter Ending 30th September 2021	Quarter Ending 31st December 2021	Total
Number of Placements	N/A	N/A	*	*
Estimated Cost	N/A	N/A	£5,024	£5,024

## NHS Grampian

### Aberdeenshire ADP

	Quarter Ending 30th June 2021	Quarter Ending 30th September 2021	Quarter Ending 31st December 2021	Total
Number of Placements	Nil Return	Nil Return	5	5
Estimated Cost	£0	£0	£80,000	£80,000

### Moray ADP

	Quarter Ending 30th June 2021	Quarter Ending 30th September 2021	Quarter Ending 31st December 2021	Total
Number of Placements	*	*	*	7
Estimated Cost	£10,094	£20,188	£5,047	£35,328

## NHS Greater Glasgow & Clyde

### East Dunbartonshire

	Quarter Ending 30th June 2021	Quarter Ending 30th September 2021	Quarter Ending 31st December 2021	Total
Number of Placements	*	Nil Return	*	*
Estimated Cost	£25,900	£0	£8,750	£34,650

### East Renfrewshire ADP

	Quarter Ending 30th June 2021	Quarter Ending 30th September 2021	Quarter Ending 31st December 2021	Total
Number of Placements	*	*	*	6
Estimated Cost	£38,442	£8,800	£15,995	£63,317

### Glasgow City ADP

	Quarter Ending 30th June 2021	Quarter Ending 30th September 2021	Quarter Ending 31st December 2021	Total
<b>Number of Placements</b>	<b>26</b>	<b>27</b>	<b>23</b>	<b>76</b>
Males	14	14	17	45
Females	12	13	6	31
<b>Substance Type</b>				
Alcohol	12	13	13	38
Drugs	*	9	*	26
Alcohol and Drugs	*	5	*	12
Estimated Cost	£80,000	£81,000	£76,000	£237,000

### Inverclyde ADP

	Quarter Ending 30th June 2021	Quarter Ending 30th September 2021	Quarter Ending 31st December 2021	Total
Number of Placements	Nil Return	*	*	*
Estimated Cost	£0	£2,248	£9,619	£11,867

### Renfrewshire ADP



	Quarter Ending 30th June 2021	Quarter Ending 30th September 2021	Quarter Ending 31st December 2021	Total
Number of Placements	Nil Return	Nil Return	*	*
Estimated Cost	£0	£0	£15,000	£15,000

## West Dunbartonshire ADP

	Quarter Ending 30th June 2021	Quarter Ending 30th September 2021	Quarter Ending 31st December 2021	Total
Number of Placements	*	*	*	8
Estimated Cost	£10,948	£19,635	£31,819	£62,402

## NHS Highland

### Argyll and Bute ADP

	Quarter Ending 30th June 2021	Quarter Ending 30th September 2021	Quarter Ending 31st December 2021	Total
<b>Number of Placements</b>	*	*	7	<b>16</b>
Estimated Cost	£12,596	£65,515	£54,787	£132,898

## Highland ADP

	Quarter Ending 30th June 2021	Quarter Ending 30th September 2021	Quarter Ending 31st December 2021	Total
<b>Number of Placements</b>	<b>27</b>	<b>21</b>	<b>29</b>	<b>77</b>
Males	17	19	19	55
Females	*	*	10	22
<b>Substance Type</b>				
Alcohol	18	10	23	51
Drugs	*	6	*	13
Alcohol and Drugs	*	5	*	13
Estimated Cost	126,173	£96,625	139,631	£362,248

## NHS Lanarkshire

### North Lanarkshire ADP

	Quarter Ending 30th June 2021	Quarter Ending 30th September 2021	Quarter Ending 31st December 2021	Total
Number of Placements	Nil Return	Nil Return	*	*
Estimated Cost	£0	£0	*	£1,095

## NHS Lothian

### City of Edinburgh ADP

	Quarter Ending 30th June 2021	Quarter Ending 30th September 2021	Quarter Ending 31st December 2021	Total
<b>Number of Placements</b>	<b>15</b>	<b>17</b>	<b>9</b>	<b>41</b>
Males	8	12	7	27
Females	7	5	*	14
<b>Substance Type</b>				
Alcohol	6	*	*	15
Drugs	7	*	*	14
Alcohol and Drugs	*	7	*	12
Estimated Cost	£135,505	£174,870	£84,150	£394,525

### MELADP (Mid Lothian and East Lothian)

	Quarter Ending 30th June 2021	Quarter Ending 30th September 2021	Quarter Ending 31st December 2021	Total
Number of Placements	*	*	6	12
Estimated Cost	£28,200	£28,200	£56,100	£112,500

## West Lothian ADP

	Quarter Ending 30th June 2021	Quarter Ending 30th September 2021	Quarter Ending 31st December 2021	Total
<b>Number of Placements</b>	<b>9</b>	<b>5</b>	<b>7</b>	<b>21</b>
Males	6	*	*	13
Females	*	*	*	8
<b>Substance Type</b>				
Alcohol	5	*	*	11
Drugs	*	*	*	6
Alcohol and Drugs	*	*	*	*
Estimated Cost	£84,262	£46,750	£65,562	196,574

## NHS Shetland

### Shetland ADP

	Quarter Ending 30th June 2021	Quarter Ending 30th September 2021	Quarter Ending 31st December 2021	Total
Number of Placements	Nil Return	*	Nil Return	*
Estimated Cost	£0	£29,500	£0	£29,500

## NHS Tayside

### Angus ADP

	Quarter Ending 30th June 2021	Quarter Ending 30th September 2021	Quarter Ending 31st December 2021	Total
Number of Placements	Nil Return	*	*	*
Estimated Cost	£0	£29,500	£24,990	£36,190

### Dundee ADP

	Quarter Ending 30th June 2021	Quarter Ending 30th September 2021	Quarter Ending 31st December 2021	Total
<b>Number of Placements</b>	<b>11</b>	*	*	<b>16</b>
Males	11	*	*	15
Females	*	*	*	*
<b>Substance Type</b>				
Alcohol	*	*	*	*
Drugs	9	*	*	11

	Quarter Ending 30th June 2021	Quarter Ending 30th September 2021	Quarter Ending 31st December 2021	Total
Alcohol and Drugs	*	*	*	*
Estimated Cost	£56,327	£1,943	£40,551	£98,821

### Perth and Kinross ADP

	Quarter Ending 30th June 2021	Quarter Ending 30th September 2021	Quarter Ending 31st December 2021	Total
Number of Placements	Nil Return	Nil Return	*	*
Estimated Cost	£0	£0	£5,070	£5,070

## Contact

**Jennifer Boyd, Public Health Intelligence Adviser**

Evaluations Team

[phs.evaluationteam@phs.scot](mailto:phs.evaluationteam@phs.scot)

For all media enquiries please email [phs.comms@phs.scot](mailto:phs.comms@phs.scot) or call 0131 275 6105.



# Appendices

## Appendix 1 – ADP Data Template

Residential Rehabilitation: Rapid Data Collection on ADP Funded Placements: 1st October 2021 to 31st December 2021



Each Alcohol and Drug Partnership has been asked to complete the table below to show the number of ADP funded places approved for residential rehabilitation, together with estimated costs for each month from 1st October 2021 to 31st December 2021.

Data to be provided on a monthly basis includes: the name of the ADP and service providers; aggregated client information; substance type and the estimated cost of the placements.

Please note that data should only be entered for individuals entering Residential Rehabilitation with a goal of abstinence from substance misuse, and with approved statutory funding for 2021/22.

If a nil return is supplied then please provide commentary around this in the feedback / comments tab.

### Instructions on how to complete and return the spreadsheet

- Name of ADP:** Please select the name of the ADP which is completing this data form. If completing for multiple ADPs, then please complete a separate return for each ADP.
- Name of Rehab Service Provider:** Please select the name of the residential rehabilitation service provider from the drop down list. If the name of the service is not in the list then select "other" and type the name of the provider in the following column. If additional rows are needed for a particular month then insert a new row (right click on the row, and select 'insert row' from the drop down menu).
- Number of ADP Funded Places Approved:** Please provide the number of individual placements for which ADP funding was confirmed / approved in each month; not the number of placements which were actually started each month. This includes placements which are partially ADP funded alongside other agencies. Please do not input monthly data for each individual, only enter the data in for the month the placement was approved as this will lead to overcounting.
- Sex:** Please provide the sex breakdown from the number of ADP funded places if this data can be supplied. If you are unable to obtain this information then please complete the 'unknown' column.
- Substance Type:** Please enter the aggregated number of individuals who are seeking residential rehabilitation treatment for either drugs / alcohol / drugs and alcohol addiction.
- Projected Cost of the Placements:** The total anticipated cost of the placements irrespective of the different funding structures / bodies contributing to the placement. This estimate assumes that the individual stays for the recommended number of weeks and doesn't leave early or stay for longer than originally planned.
- Returning the Completed Spreadsheet:** E-mail the spreadsheet to [phs.evaluationteam@phs.scot](mailto:phs.evaluationteam@phs.scot) once completed. Feedback can be written on an e-mail, or on the 'Comments' section provided within this workbook.

ADP<sup>1</sup> --Please Select--

Month	Name of Rehab Service Provider <sup>2</sup>	Name of Rehab Service Provider if "other" is selected <sup>2</sup>	Number of ADP funded places approved <sup>3</sup>	Client Information				Substance Type			Costs
				Male <sup>4</sup>	Female <sup>4</sup>	Prefer Not To Say <sup>4</sup>	Unknown <sup>4</sup>	Drugs <sup>5</sup>	Alcohol <sup>5</sup>	Alcohol and Drugs <sup>5</sup>	Projected Cost (£) <sup>6</sup>
Oct-21	--Please Select--										
Oct-21	--Please Select--										
Oct-21	--Please Select--										
Oct-21	--Please Select--										
Nov-21	--Please Select--										
Nov-21	--Please Select--										
Nov-21	--Please Select--										
Nov-21	--Please Select--										
Dec-21	--Please Select--										
Dec-21	--Please Select--										
Dec-21	--Please Select--										
Dec-21	--Please Select--										

## Appendix 2 – ADP Data Returns for 2021/22

NHS Board	ADP	Quarter ending 30th June 2021	Quarter ending 30th Sept 2021	Quarter ending 31st Dec 2021
Ayrshire and Arran	East Ayrshire	X	X	✓
	South Ayrshire	X	X	X
	North Ayrshire	X	X	X
Borders	Borders	✓	✓	✓
Dumfries and Galloway	Dumfries and Galloway	X	X	X
Fife	Fife	✓	✓	✓
Forth Valley	Forth Valley	✓	✓	✓
Grampian	Moray	✓	✓	✓
	Aberdeen City	X	X	X
	Aberdeenshire	X	X	✓
Greater Glasgow and Clyde	East Dunbartonshire	✓	X	✓
	Inverclyde	X	✓	✓
	Renfrewshire	X	X	✓
	Glasgow City	✓	✓	✓
	East Renfrewshire	✓	✓	✓
	West Dunbartonshire	✓	✓	✓
Highland	Argyll and Bute	✓	✓	✓
	Highland	✓	✓	✓
Lanarkshire	North Lanarkshire	X	X	✓
	South Lanarkshire	X	X	X
NHS Lothian	West Lothian	✓	✓	✓
	City of Edinburgh	✓	✓	✓
	Midlothian	✓	✓	✓
	East Lothian	✓	✓	✓
Orkney	Orkney	X	X	X

NHS Board	ADP	Quarter ending 30th June 2021	Quarter ending 30th Sept 2021	Quarter ending 31st Dec 2021
Shetland	Shetland	X	✓	X
Tayside	Angus	X	✓	✓
	Perth and Kinross	X	X	✓
	Dundee	✓	✓	✓
Western Isles	Western Isles	X	X	X