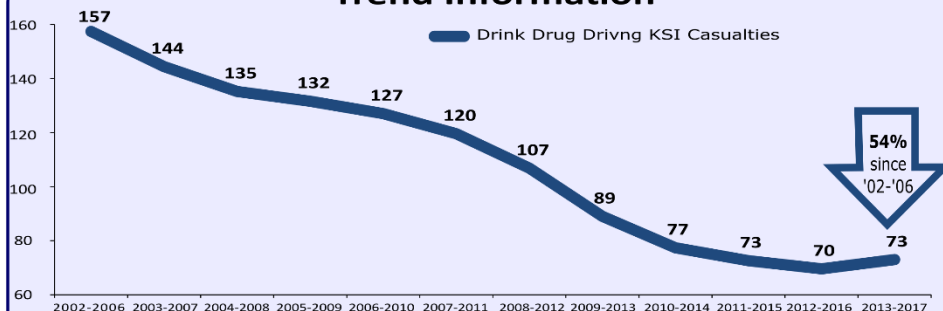





Northern Ireland Drink Driving KSI Collisions, 2013-2017 Key Findings




Trend Information



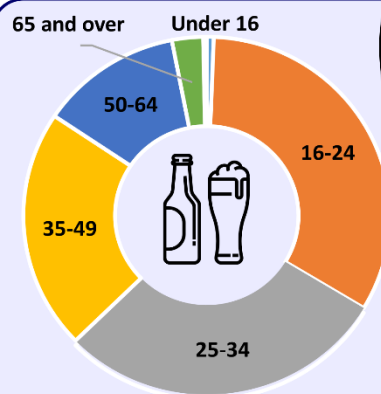
There has been a clear downward trend in drink/drug driving KSI casualties falling **54%** since 2002-2006




91% of drivers responsible for drink drive collisions were **male**



79% of drink driving KSI casualties recorded were **male**



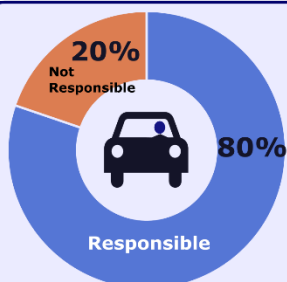
84% of drink driving KSI casualties were aged **16-49**



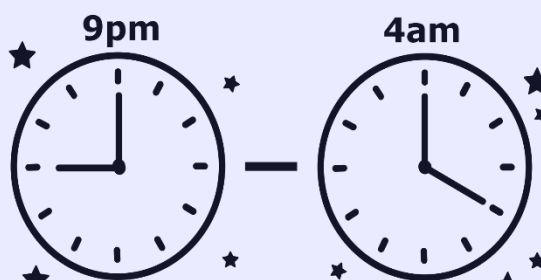
86% of drink driving KSIs recorded were **car users**



61% of drink driving KSI collisions occurred on rural roads



80% of drink drive car driver KSIs were **responsible** for their own injury



Over half of all drink driving KSI collisions occurred between **9pm** and **4am**



Three-fifths of drink drive KSI collisions were **single vehicle collisions**

People's attitudes to drink driving*

35% of people would be a **passenger** with a driver who has had one drink

27% of people think it is **acceptable** to **drive** after one drink



21% of people said they would normally **drive** the **morning after** they had been drinking heavily

19% of **drivers** would **drive** after one drink



Males aged 25 to 34 were the largest group amongst those:

- failing a breath test
- referred for prosecution
- convicted for drink driving

* results from 2016/17 Continuous Household Survey