

Drug treatment in Ireland 2010 – 2016

Total number of cases treated for problem drug use

New cases

Previously treated cases

2010

8,806

43%

55%

2016

9,227

38%

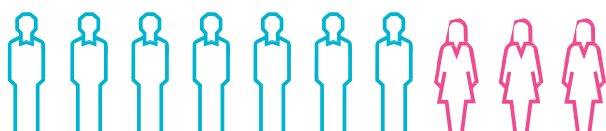
58%

Median age

28yrs

30yrs

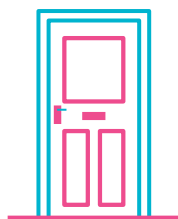
Gender



7 in 10 male

7 in 10 male

Homeless



5%

10%

Service provider



Outpatient

Residential

Prison

Other (GP/low threshold)

63%

14%

11%

12%

59%

20%

8%

12%

Total number of cases treated for problem drug use

2010

8,806

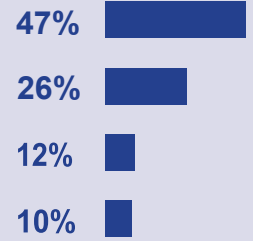
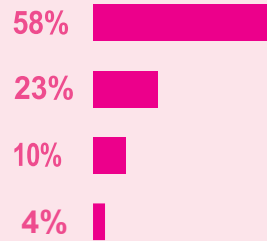
2016

9,227

Main problem drug reported



- Opiates
- Cannabis
- Cocaine
- Benzodiazepines



Proportion of cases mixing drugs

67%

62%

Number reporting additional drugs

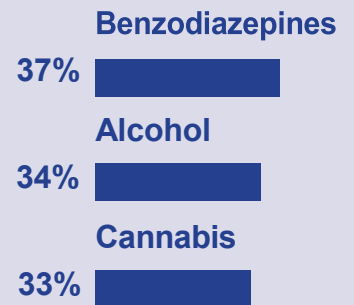
5,871

5,703

Most common additional drugs reported



percentages in this section are based on number reporting additional drugs, not total number of cases



Risky Behaviour



Ever injected

33%

32%

NEED ADVICE
If you have any concerns regarding drugs you should contact: www.drugs.ie or call 1800 459 459

For queries regarding this infographic or the NDTRS please contact

T + 353 1 2345000
E ndtrs@hrb.ie