

Drug treatment in Ireland 2009 – 2015

Total number of cases treated for problem drug use

New cases

Previously treated cases

2009

7,479

46%

52%

2015

9,892

38%

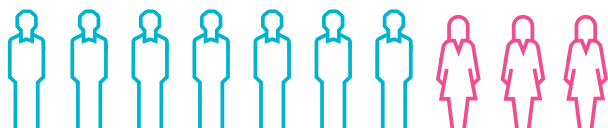
59%

Median age

28yrs

30yrs

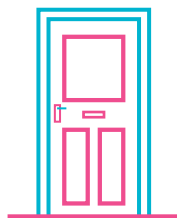
Gender



7 in 10 male

7 in 10 male

Homeless



6%

9%

Service provider



Outpatient

Residential

Prison

Other (GP/low threshold)

67%

14%

11%

8%

59%

18%

8%

15%

All percentages cited are a proportion of the total number of cases.

Total number of cases treated for problem drug use

Main problem drug reported



- Opiates
- Cannabis
- Cocaine
- Benzodiazepines

Proportion of cases mixing drugs

Number reporting additional drugs

Most common additional drugs reported



percentages in this section are based on number reporting additional drugs, not total number of cases

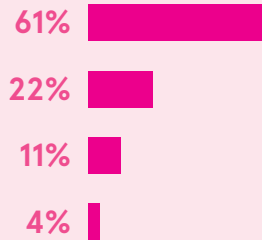
Risky Behaviour



- Ever injected
- Ever shared

2009

7,479



68%

5,110

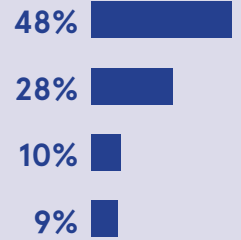


36%

49%

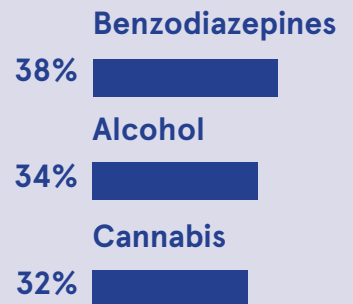
2015

9,892



61%

6,020



34%

46%

NEED ADVICE
If you have any concerns regarding drugs you should contact: www.drugs.ie or call 1800 459 459

For queries regarding this infographic or the NDTRS please contact

T + 353 1 2345000
E ndtrs@hrb.ie