

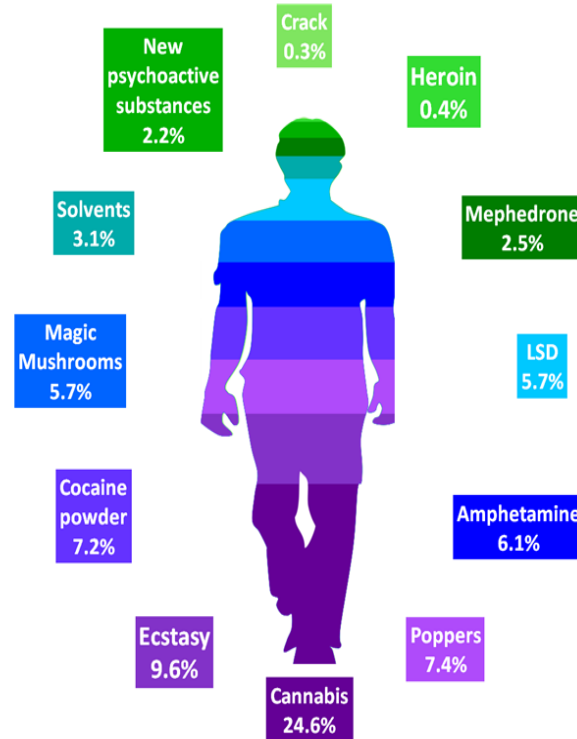
Drug Prevalence in Northern Ireland Key Facts – 2014/15



Use of illegal drugs in 2014/15



Lifetime prevalence of illegal drugs 2014/15

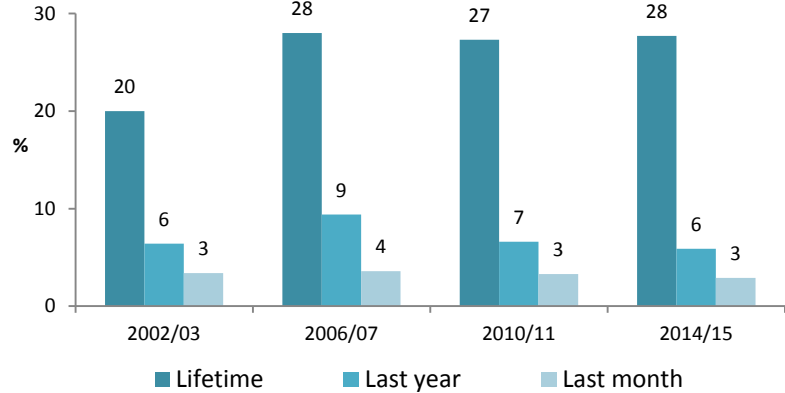


Almost all respondents (97%) strongly disapproved or disapproved of people taking heroin once or twice

Almost three quarters of respondents (74%) strongly disapproved or disapproved of people trying ecstasy once or twice

Almost half of respondents (47%) perceived a drug addict more as a patient, while a fifth saw them as both a criminal and a patient and 18% viewed them more as a criminal

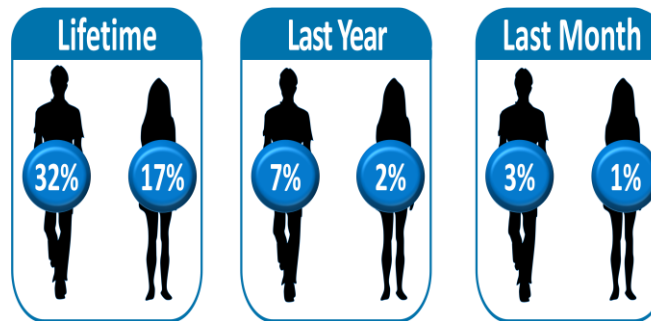
Prevalence rates for illegal drugs - 2002/03 to 2014/15



- Lifetime**
 - A similar proportion of respondents reported having ever taken an illegal drug - 27.7% in 2014/15 compared with 27.3% in 2010/11
- Last Year**
 - The proportion of people surveyed who had taken illegal drugs in the last year was similar in 2010/11 (6.6%) and 2014/15 (5.9%)
- Last Month**
 - Similar proportions of respondents had taken illegal drugs in the month prior to the survey in 2010/11 (3.3%) and 2014/15 (2.9%)

Cannabis

Proportion of respondents who had taken Cannabis

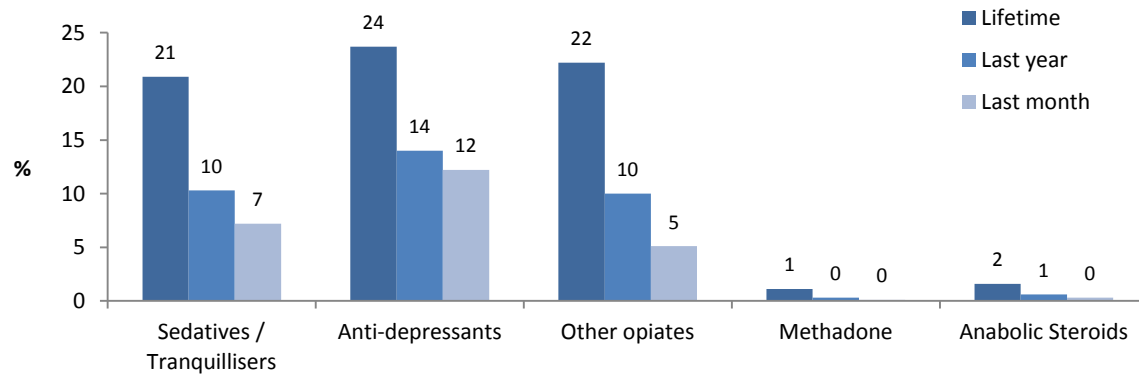


Cannabis was the main drug of misuse

Four-fifths of Cannabis users obtained it through family and/or friends

Prescription Drugs

Proportion of respondents who had taken prescription drugs - 2014/15



Last year prevalence for use of sedatives or tranquillisers in the most deprived quintile (15%) was more than double that in the least deprived quintile (6%)



Sedatives / Tranquillisers

Around a fifth of respondents had ever taken sedatives or tranquillisers in 2006/07, 2010/11 and 2014/15

Anti-depressants

A higher proportion of adults had ever taken anti-depressants in 2014/15 (24%) than in 2006/07 (21%)

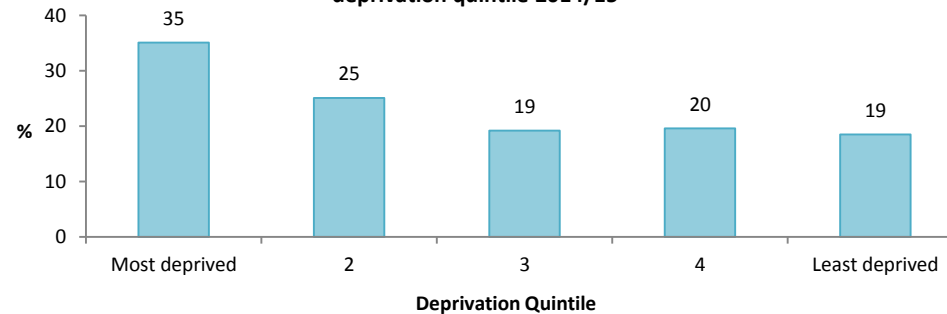
Other Opiates

The proportion of those who had ever taken other opiates was highest in 2014/15 at 22.2%

Females and older respondents were more likely to state that they had used sedatives or tranquillisers, anti-depressants and other opiates in each of the three prevalence periods

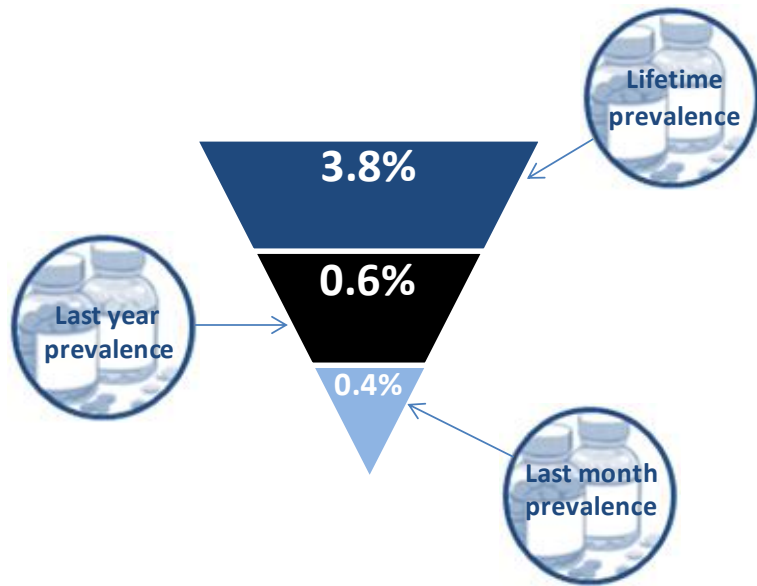


Proportion of respondents who had ever taken anti-depressants by deprivation quintile 2014/15

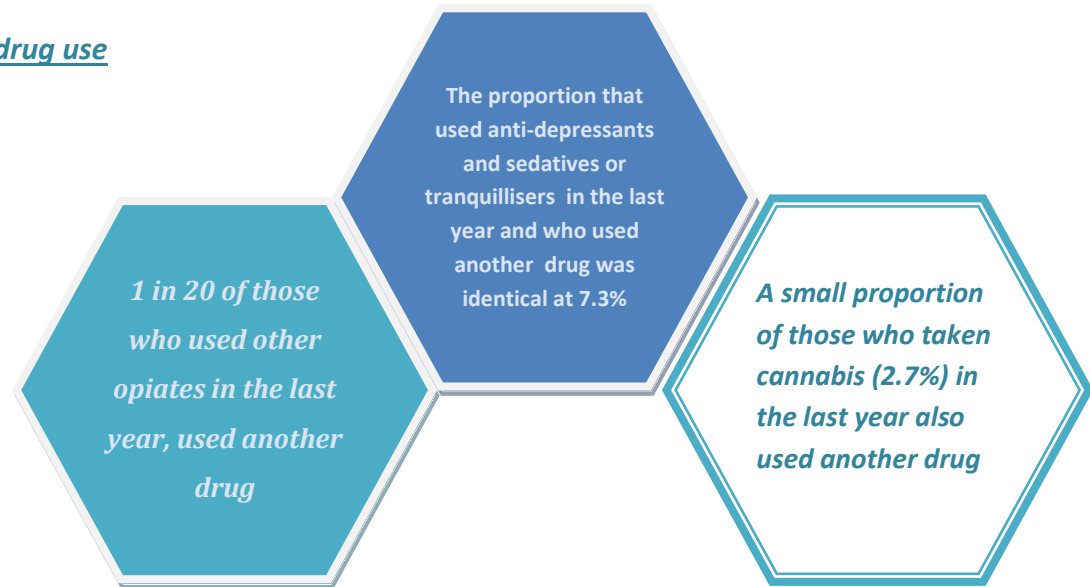


More than a third of respondents from the most deprived areas had ever taken anti-depressants

New Psychoactive Substances (including Mephedrone)



Polydrug use



Male Vs Female

• Males (6%) were three times more likely than females (2%) to have ever taken New Psychoactive Substances

Young Vs Old

• Those aged 15-34 (7%) were over three times as likely as those aged 35-64 (2%) to have ever taken New Psychoactive Substances

Deprivation

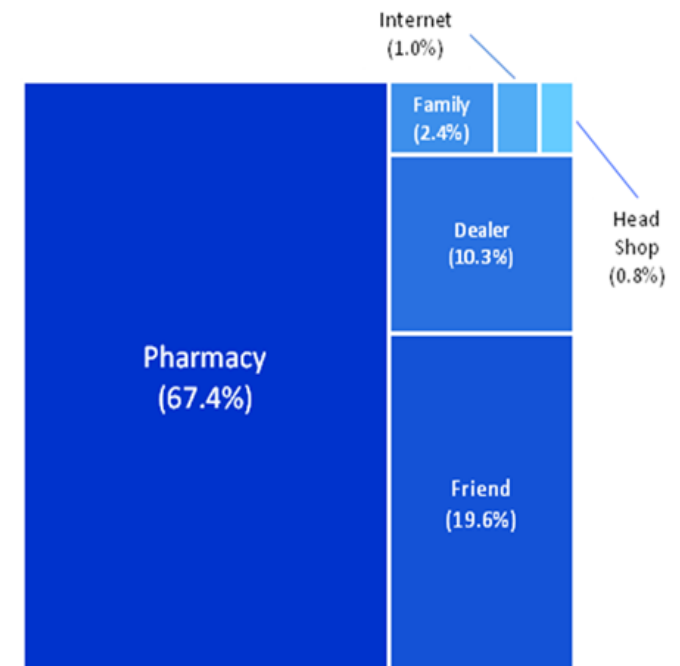
• Similar proportions in the most and least deprived quintiles had ever taken New Psychoactive Substances (3%)



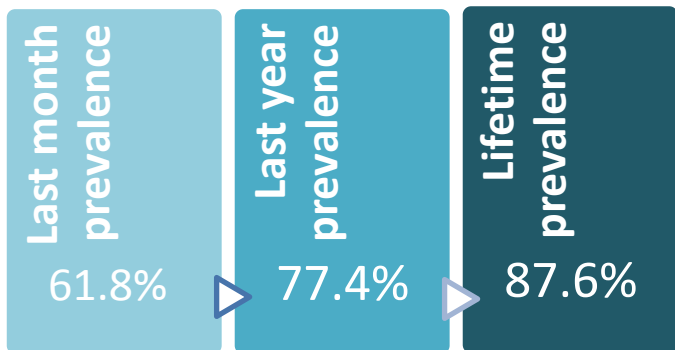
Over half of those who used other opiates also used sedatives and tranquillisers while three-fifths of those who used other opiates also used anti-depressants

Almost three-quarters of those who used anti-depressants also used sedatives or tranquillisers

Where people got drugs (based on last year prevalence)



Alcohol



The proportion of people ever drinking alcohol in 2014/15 (88%) was similar to that in 2002/03

A higher proportion of respondents in the least deprived quintile drank alcohol in the last 30 days (65.5%) than in the most deprived quintile (61.4%)

A lower proportion of young respondents (15-34 years) drank alcohol in the last month in 2014/15 (61.5%) than in 2010/11 (70.2%)

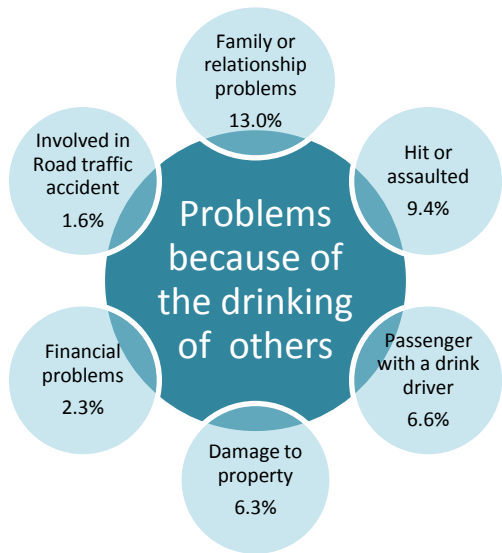
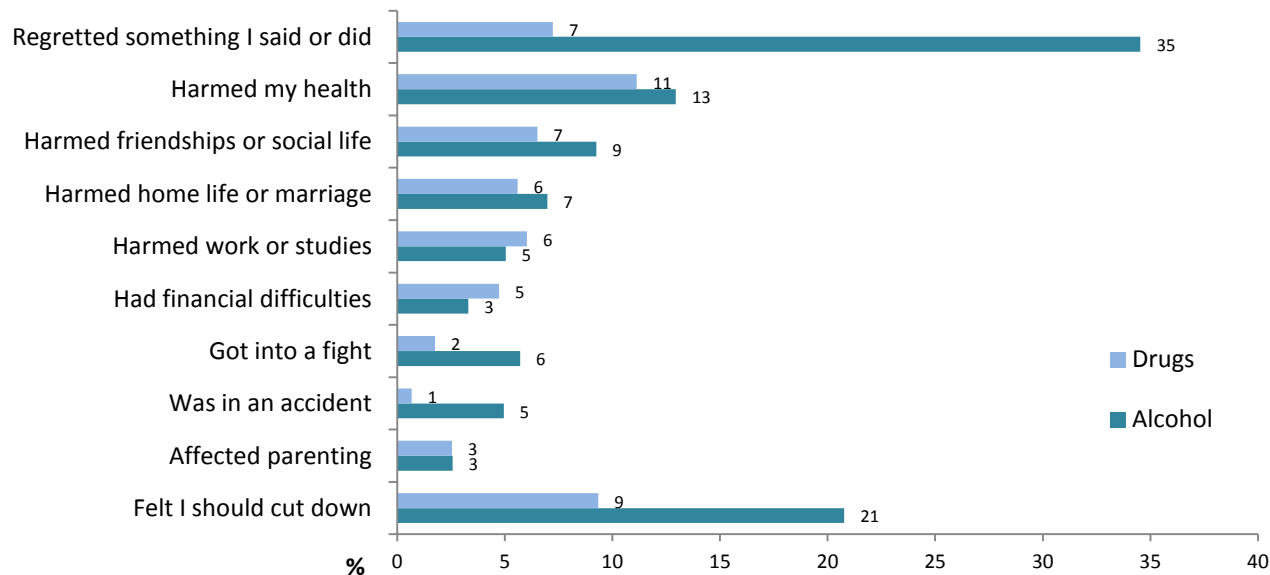


Harm Caused by Alcohol / Drugs

A higher proportion of adults with children drank alcohol than those who did not

A small proportion of adults with children (5.5%) felt that taking drugs affected their ability to interact with children

Effects of taking drugs / alcohol on respondents during last 12 months (%)



A fifth of adults thought that they should cut down on their drinking

Almost 1 in 20 of those who drank alcohol in the last month took illegal drugs

