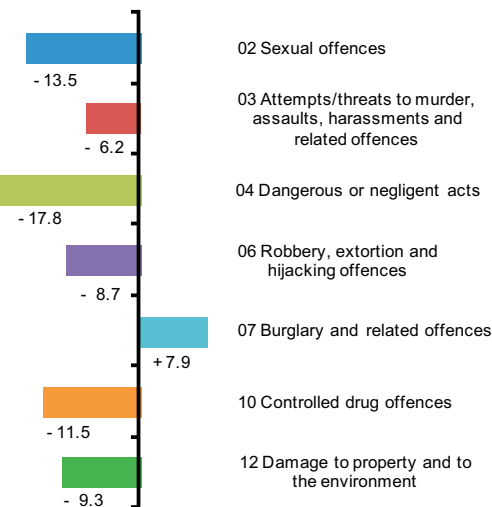




Figure 1: Percentage change between annualised total to Q4, 2010 and 2011 for selected offence groups



Recorded Crime

Quarter 4 2011

Table 1.1 Recorded crime incidents classified by offence group, annualised total¹ Q4, 2010 and 2011

ICCSq offence group	Annualised total to Q4			
	2010	2011	Change	%
01 Homicide offences	89	63	-26	-29.2
02 Sexual offences	2,372	2,052	-320	-13.5
03 Attempts or threats to murder, assaults, harassments and related offences	17,705	16,605	-1,100	-6.2
04 Dangerous or negligent acts	12,093	9,940	-2,153	-17.8
05 Kidnapping and related offences	134	104	-30	-22.4
06 Robbery, extortion and hijacking offences	3,196	2,918	-278	-8.7
07 Burglary and related offences	25,420	27,439	+2,019	+7.9
08 Theft and related Offences	76,829	76,924	+95	+0.1
09 Fraud, deception and related offences	4,996	5,311	+315	+6.3
10 Controlled drug offences	20,005	17,709	-2,296	-11.5
11 Weapons and explosives offences	4,099	3,471	-628	-15.3
12 Damage to property and to the environment	39,369	35,723	-3,646	-9.3
13 Public order and other social code offences	54,944	49,015	-5,929	-10.8
15 Offences against Government, justice procedures and organisation of crime	11,413	9,760	-1,653	-14.5

¹ The annualised figure for a given quarter is the total number of crimes recorded in the 12 months prior to end of that quarter.

In 2011, recorded Burglaries and Frauds rise, falls seen in most other groups

In 2011, Group 07 *Burglary and related offences* rose by 7.9%, while Group 09 *Fraud, deception and related offences* rose by 6.3%. There were 76,924 recorded Group 08 *Theft and related offences* in this period, a slight increase (+0.1%) on the 2010 total of 76,829.

All other groups showed decreases in recorded offences in 2011. Notable decreases were observed in Group 03 *Attempts or threats to murder, assaults, harassments and related offences* (-6.2%), Group 04 *Dangerous or negligent acts* (-17.8%), Group 10 *Controlled drug offences* (-11.5%) and Group 13 *Public order and other social code offences* (-10.8%). See table 1.1 and figure 1.

The rise in the number of recorded Sexual offences in 2010 was mainly due to an on-going review of all cases involving alleged sexual offences reported to An Garda Síochána. Some of these offences will have occurred at some distance in the past but are represented on the date of reclassification. This review is being undertaken in conjunction with An Garda Síochána policy on the investigation of sexual crime, which was introduced in April 2010. Please see the Background Notes for further information on crime recording.

For more information, contact Tricia Brew at 021 453 5490 or Tim Linehan at 021 453 5264.

Published by the Central Statistics Office, Ireland.

Ardee Road
Dublin 6
Ireland

Shehard Road
Cork
Ireland

LoCall: 1890 313 414 (ROI)
0808 2347 581 (UK/NI)

Tel: +353 1 498 4000
Fax: +353 1 498 4229

Tel: +353 21 453 5000
Fax: +353 21 453 5294

Both offices may be contacted through any of these telephone numbers.

CSO on the Web: www.cso.ie
and go to

People and Society: Crime and Justice

Director General: Gerard O'Hanlon

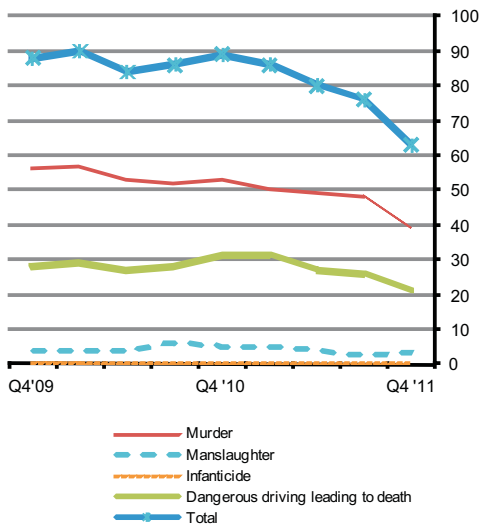
Enquiries:

Crime Statistics
General queries

Crime Statistics Section,
ext 5264, 5716
Email crime@cso.ie
Information Section, ext 5021
information@cso.ie

© Central Statistics Office
The contents of this release may be quoted provided the source is given clearly and accurately. Reproduction for own or internal use is permitted.

Figure 2: Annualised total homicide offences, Q4 2009 to Q4 2011



Group 01 Homicides

There were 42 recorded *Murder* and *Manslaughter* offences in 2011, a decrease of 16 on 2010. The decrease in the number of *Dangerous driving leading to death* offences from 31 in 2010 to 21 in 2011 may be due to the fact that all road collision investigations for this period have not yet concluded, which will result in some being reclassified as *Homicide* offences. See figure 2.

Group 02 - Sexual Offences

In 2011, the number of offences recorded in this group decreased by over 13% to 2,052, from 2,372 in 2010. Recorded *Sexual assault (not aggravated)* offences fell by 19.0% in this period to 1,242. Very slight decreases were observed for recorded *Rape of a male or female* offences (-1.3% to 474) and *Other sexual offences* (-1.1%). However, as noted, caution should be used in interpreting these figures.

Group 03 - Attempts/Threats to Murder, Assaults, Harassments and Related Offences

In 2011, the annual total for recorded *Harassment and related offences* fell by 20.0%, from 2,300 to 1,839 while *Other assault* offences fell by 4.5% to 10,813. *Assault causing harm, poisoning* offences fell by 4.4% to 3,551 in the same 12-month period. However *Murder-threat* increased by 9.7%, from 361 to 396.

Group 04 - Dangerous or Negligent Acts

In 2011, recorded *Dangerous or negligent acts* offences decreased by almost one-fifth (-17.8%) to 9,940 when compared with 2010. Most recorded offences in this group relate to *Driving/In charge of a vehicle while over legal alcohol limit* offences, which decreased from 10,682 (2010) to 9,013 (2011), a decrease of 15.6%.

Group 05 - Kidnapping and Related Offences

The annual total for *Kidnapping and related offences* fell by 22.4% in 2011, from 134 to 103.

Group 06 - Robbery, Extortion and Hijacking Offences

Group 06 *Robbery, Extortion and Hijacking Offences* fell by 8.7% between 2010 and 2011. The annual figure for *Robbery of an establishment or institution* offences fell slightly (-1.1%), from 1,085 in 2010 to 1,074 in 2011.

Group 07 - Burglary and Related Offences

In 2011, there were 27,439 recorded *Burglary and related* offences representing an increase of 2,019 (+7.9%) on the number recorded in 2010. *Aggravated burglary* remained unchanged between 2010 and 2011, while recorded *Burglary (not aggravated)* offences increased by 7.7% to 26,474 when compared with 2010. A regional breakdown can be seen in table 3 and figure 4. See table 3 and figures 3 & 4.

Group 08 - Theft and Related Offences

Recorded *Theft from person* offences increased by 28.3% to 3,683 in 2011, while *Other thefts, handling stolen property* offences increased by 2.9% to 42,882. Recorded *Theft/Taking of vehicle and related offences* fell by 9.5% in the same period to 10,327.

Group 09 - Fraud, Deception and Related Offences

There were 5,311 recorded *Fraud, deception and related offences* in 2011. This was an increase of 315 (+6.3%) on 2010.

Group 10 - Controlled Drug Offences

In 2011, there were 17,709 recorded *Controlled drug offences*, a decrease of 11.5% on 2010. There were 12,683 recorded offences of *Possession of drugs for personal use* offences in 2011, a decrease of over 12% on the corresponding figure in 2010.

Figure 3: Annualised total burglary and related offences, Q4 2009 to Q4 2011

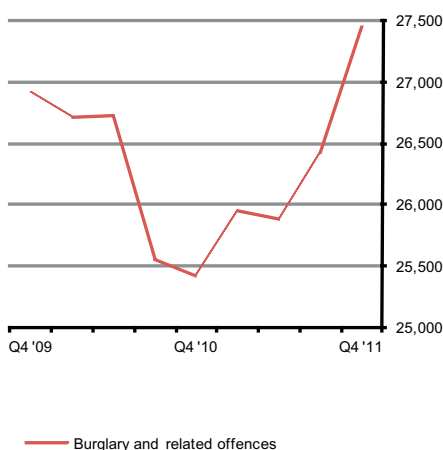
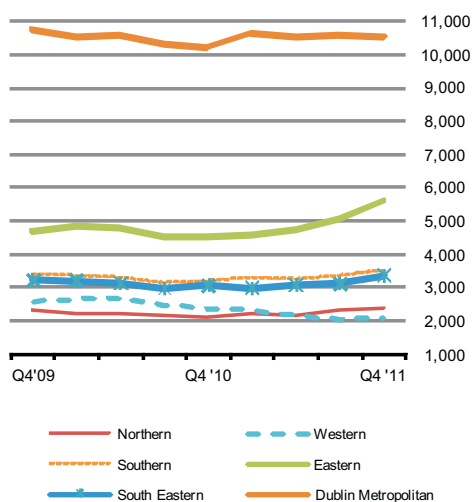


Figure 4: Annualised total Burglary and related offences by Garda region, Q4 2009 to Q4 2011



Group 11 - Weapons and Explosives Offences

There were 3,471 offences in Group 11 *Weapons and explosives offences* in 2011, a decrease of over 15% on 2010. *Possession of a firearm* offences fell from 415 in 2010 to 296 in 2011, a decrease of over 28%. The number of *Offensive weapons offences (nec)* fell from 3,040 for 2010 to 2,625 in 2011, a decrease of 13.7%.

Group 12 - Damage to Property and to the Environment

Recorded *Arson* offences decreased to 2,273 (-12.2%) in 2011. The largest number of offences recorded in this group was for *Criminal damage (not arson)* decreasing by 9.1% to 33,247 in 2011.

Group 13 - Public Order and other Social Code Offences

In 2011, recorded *Public order and other social code offences* fell by 10.8% to 49,015 in 2011. The most frequently occurring offences in this group were under *Disorderly conduct*, which fell from 47,348 in 2010 to 42,047 in 2011. This is equivalent to approximately 115 *Disorderly conduct* offences a day for the year 2011.

Group 15 - Offences against Government, Justice Procedures and Organisation of Crime

There were 9,760 *Offences against Government, justice procedures and organisation of crime* recorded in 2011, a decrease of 14.5% when compared with 2010.

Table 1 Recorded crime incidents classified by offence group and annualised total¹ Q4, 2010 and 2011

ICCSq offence group	Annualised total to Q4			
	2010	2011	Change	% Change
01 Homicide offences	89	63	- 26	- 29.2
01a Murder	53	39	- 14	- 26.4
01b Manslaughter	5	3	- 2	- 40.0
01c Infanticide	0	0	0	-
01d Dangerous driving leading to death	31	21	- 10	- 32.3
02 Sexual offences	2,372	2,052	-320	- 13.5
02a Rape of a male or female	480	474	- 6	- 1.3
02b Defilement of a boy or girl less than 17 years old	159	139	- 20	- 12.6
02c Sexual offence involving mentally impaired person	16	12	- 4	- 25.0
02d Aggravated sexual assault	7	10	+ 3	+ 42.9
02e Sexual assault (not aggravated)	1,533	1,242	-291	- 19.0
02f Other sexual offences	177	175	- 2	- 1.1
03 Attempts or threats to murder, assaults, harassments and related offences	17,705	16,605	-1,100	- 6.2
03a Murder-attempt	6	6	0	0.0
03b Murder-threat	361	396	+ 35	+ 9.7
03c Assault causing harm, poisoning	3,713	3,551	-162	- 4.4
03d Other assault	11,325	10,813	-512	- 4.5
03e Harassment and related offences	2,300	1,839	-461	- 20.0
04 Dangerous or negligent acts	12,093	9,940	-2,153	- 17.8
04a Dangerous driving causing serious bodily harm	18	12	- 6	- 33.3
04b Driving/In charge of a vehicle while over legal alcohol limit	10,682	9,013	-1,669	- 15.6
04c Driving/In charge of a vehicle under the influence of drugs	602	421	-181	- 30.1
04f Endangerment with potential for serious harm or death	54	97	+ 43	+ 79.6
04g Abandoning a child, child neglect and cruelty	455	189	-266	- 58.5
04h Unseaworthy/dangerous use of boat or ship	9	4	- 5	- 55.6
04i False alarm/interference with aircraft or air transport facilities	6	5	- 1	- 16.7
04j Endangering traffic offences	267	199	- 68	- 25.5
05 Kidnapping and related offences	134	104	- 30	- 22.4
05a False imprisonment	84	74	- 10	- 11.9
05b Abduction of person under 16 years of age	20	13	- 7	- 35.0
05c Human trafficking offences	30	17	- 13	- 43.3
06 Robbery, extortion and hijacking offences	3,196	2,918	-278	- 8.7
06a Robbery of an establishment or institution	1,085	1,073	- 12	- 1.1
06b Robbery of cash or goods in transit	21	38	+ 17	+ 81.0
06c Robbery from the person	1,945	1,683	-262	- 13.5
06d Blackmail or extortion	23	24	+ 1	+ 4.3
06e Carjacking, hijacking/unlawful seizure of aircraft/vessel	122	100	- 22	- 18.0

¹ The annualised figure for a given quarter is the total number of crimes recorded in the 12 months prior to end of that quarter.

Table 1 (contd.) Recorded crime incidents classified by offence group and annualised total¹ Q4, 2010 and 2011

ICCSq offence group	Annualised total to Q4			
	2010	2011	Change	% Change
07 Burglary and related offences	25,420	27,439	+2,019	+ 7.9
07a Aggravated burglary	333	333	0	0.0
07b Burglary (not aggravated)	24,578	26,474	+1,896	+ 7.7
07c Possession of an article (with intent to burgle, steal, demand)	509	632	+123	+ 24.2
08 Theft and related Offences	76,829	76,924	+ 95	+ 0.1
08a Theft/Taking of vehicle and related offences	11,410	10,327	-1,083	- 9.5
08b Theft from person	2,871	3,683	+812	+ 28.3
08c Theft from shop	20,893	20,032	-861	- 4.1
08d Other thefts, handling stolen property	41,655	42,882	+1,227	+ 2.9
09 Fraud, deception and related offences	4,996	5,311	+315	+ 6.3
09a Fraud, deception and related offences	4,996	5,311	+315	+ 6.3
10 Controlled drug offences	20,005	17,709	-2,296	- 11.5
10a Importation of drugs	29	41	+ 12	+ 41.4
10b Cultivation or manufacture of drugs	538	582	+ 44	+ 8.2
10c Possession of drugs for sale or supply	4,159	3,882	-277	- 6.7
10d Possession of drugs for personal use	14,523	12,683	-1,840	- 12.7
10e Other drug offences	756	521	-235	- 31.1
11 Weapons and explosives offences	4,099	3,471	-628	- 15.3
11a Explosives, chemical weapons offences	41	81	+ 40	+ 97.6
11b Discharging a firearm	177	165	- 12	- 6.8
11c Possession of a firearm	415	296	-119	- 28.7
11d Offensive weapons offences (nec)	3,040	2,625	-415	- 13.7
11e Fireworks offences	426	304	-122	- 28.6
12 Damage to property and to the environment	39,369	35,723	-3,646	- 9.3
12a Arson	2,588	2,273	-315	- 12.2
12b Criminal damage (not arson)	36,563	33,247	-3,316	- 9.1
12c Litter offences	218	203	- 15	- 6.9
13 Public order and other social code offences	54,944	49,015	-5,929	- 10.8
13a Disorderly conduct	47,348	42,047	-5,301	- 11.2
13b Trespass offences	3,787	3,613	-174	- 4.6
13c Liquor licensing offences	2,826	2,339	-487	- 17.2
13d Prostitution offences	205	247	+ 42	+ 20.5
13e Regulated betting or money, collection or trading offences	429	298	-131	- 30.5
13f Other social code offences (nec)	349	471	+122	+ 35.0
15 Offences against Government, justice procedures and organisation of crime	11,413	9,760	-1,653	- 14.5
15a Offences against government and its agents (nec)	365	455	+ 90	+ 24.7
15b Organisation of crime and conspiracy to commit crime	18	22	+ 4	+ 22.2
15c Perverting the course of justice	95	81	- 14	- 14.7
15d Offences while in custody, breach of court orders	10,935	9,202	-1,733	- 15.8

¹ The annualised figure for a given quarter is the total number of crimes recorded in the 12 months prior to end of that quarter.

Table 2.1a Recorded crime incidents, Group 01 to Group 05, Q1 2008 to Q4 2009

ICCSq offence group	2008					2009				
	Q1	Q2	Q3	Q4	Total	Q1	Q2	Q3	Q4	Total
01 Homicide offences	23	25	20	21	89	25	29	17	17	88
01a Murder	13	8	12	17	50	15	16	12	13	56
01b Manslaughter	1	3	0	1	5	2	1	0	1	4
01c Infanticide	0	0	0	0	0	0	0	0	0	0
01d Dangerous driving leading to death	9	14	8	3	34	8	12	5	3	28
02 Sexual offences	437	340	337	293	1,407	442	386	338	314	1,480
02a Rape of a male or female	81	81	110	76	348	113	89	98	76	376
02b Defilement of a boy or girl less than 17 years old	25	16	17	18	76	45	22	22	15	104
02c Sexual offence involving mentally impaired person	1	3	0	3	7	1	3	0	4	8
02d Aggravated sexual assault	0	2	6	5	13	1	3	2	2	8
02e Sexual assault (not aggravated)	311	221	182	177	891	259	242	198	195	894
02f Other sexual offences	19	17	22	14	72	23	27	18	22	90
03 Attempts or threats to murder, assaults, harassments and related offences	4,753	4,986	4,831	4,580	19,150	4,543	4,728	4,763	4,319	18,353
03a Murder-attempt	0	3	6	1	10	2	1	3	1	7
03b Murder-threat	52	57	44	48	201	53	55	56	61	225
03c Assault causing harm, poisoning	979	996	901	974	3,850	894	992	969	878	3,733
03d Other assault	2,962	3,199	3,244	2,931	12,336	2,910	3,036	3,100	2,801	11,847
03e Harassment and related offences	760	731	636	626	2,753	684	644	635	578	2,541
04 Dangerous or negligent acts	5,190	5,022	4,560	4,815	19,587	4,242	4,245	3,721	3,324	15,532
04a Dangerous driving causing serious bodily harm	8	5	2	2	17	8	4	5	1	18
04b Driving/In charge of a vehicle while over legal alcohol limit	4,824	4,617	4,136	4,363	17,940	3,735	3,769	3,288	2,979	13,771
04c Driving/In charge of a vehicle under the influence of drugs	134	155	201	238	728	256	257	214	164	891
04f Endangerment with potential for serious harm/death	12	16	13	9	50	24	11	18	12	65
04g Abandoning a child, child neglect and cruelty	118	171	145	132	566	150	136	133	101	520
04h Unseaworthy/dangerous use of boat or ship	1	1	0	0	2	0	2	1	0	3
04i False alarm/interference with aircraft or air transport facilities	8	15	9	9	41	6	6	7	2	21
04j Endangering traffic offences	85	42	54	62	243	63	60	55	65	243
05 Kidnapping and related offences	18	16	21	22	77	40	38	41	27	146
05a False imprisonment	14	14	16	15	59	27	19	21	17	84
05b Abduction of person under 16 years of age	4	2	1	4	11	2	2	5	4	13
05c Human trafficking offences	n/a ¹	n/a	4	3	7	11	17	15	6	49

¹ Data is not available prior to Q3 2008.

Table 2.2a Recorded crime incidents, Group 06 to Group 12, Q1 2008 to Q4 2009

ICCSq offence group	2008					2009				
	Q1	Q2	Q3	Q4	Total	Q1	Q2	Q3	Q4	Total
06 Robbery, extortion and hijacking offences	655	552	567	525	2,299	677	576	589	649	2,491
06a Robbery of an establishment or institution	267	193	182	227	869	332	240	194	264	1,030
06b Robbery of cash or goods in transit	4	5	12	5	26	6	3	6	9	24
06c Robbery from the person	354	316	333	263	1,266	308	304	352	346	1,310
06d Blackmail or extortion	7	6	6	3	22	5	3	5	10	23
06e Carjacking, hijacking/unlawful seizure of aircraft/vessel	23	32	34	27	116	26	26	32	20	104
07 Burglary and related offences	6,631	5,839	5,747	6,466	24,683	6,352	6,245	7,210	7,104	26,911
07a Aggravated burglary	82	83	63	97	325	98	81	92	97	368
07b Burglary (not aggravated)	6,437	5,651	5,555	6,291	23,934	6,172	6,039	7,005	6,898	26,114
07c Possession of an article (with intent to burgle, steal, demand)	112	105	129	78	424	82	125	113	109	429
08 Theft and related offences	18,830	20,081	19,348	18,602	76,861	18,673	19,985	19,997	18,376	77,031
08a Theft/Taking of vehicle and related offences	3,577	3,569	3,695	3,466	14,307	3,585	3,363	3,251	2,930	13,129
08b Theft from person	761	1,059	748	718	3,286	659	660	651	721	2,691
08c Theft from shop	4,789	5,105	5,039	5,165	20,098	5,033	5,366	5,146	5,120	20,665
08d Other thefts, handling stolen property	9,703	10,348	9,866	9,253	39,170	9,396	10,596	10,949	9,605	40,546
09 Fraud, deception and related offences	1,402	1,435	1,317	1,256	5,410	1,351	1,311	1,177	1,108	4,947
09a Fraud, deception and related offences	1,402	1,435	1,317	1,256	5,410	1,351	1,311	1,177	1,108	4,947
10 Controlled drug offences	5,241	5,718	6,833	5,613	23,405	5,623	5,790	5,986	4,584	21,983
10a Importation of drugs	20	12	18	17	67	18	8	9	11	46
10b Cultivation or manufacture of drugs	29	42	91	56	218	53	65	80	75	273
10c Possession of drugs for sale or supply	1,123	1,087	1,109	983	4,302	984	1,051	1,073	921	4,029
10d Possession of drugs for personal use	3,893	4,396	5,431	4,373	18,093	4,358	4,447	4,610	3,403	16,818
10e Other drug offences	176	181	184	184	725	210	219	214	174	817
11 Weapons and explosives offences	930	950	1,027	1,109	4,016	966	932	1,020	1,146	4,064
11a Explosives, chemical weapons offences	6	10	14	20	50	11	7	15	13	46
11b Discharging a firearm	69	49	56	50	224	72	67	56	31	226
11c Possession of a firearm	93	123	149	92	457	101	101	113	106	421
11d Offensive weapons offences (nec)	753	761	778	687	2,979	771	751	811	650	2,983
11e Fireworks offences	9	7	30	260	306	11	6	25	346	388
12 Damage to property and to the environment	11,748	11,332	10,655	10,891	44,626	10,914	10,892	10,640	9,885	42,331
12a Arson	527	577	542	509	2,155	747	785	811	681	3,024
12b Criminal damage (not arson)	11,154	10,673	10,054	10,312	42,193	10,112	10,035	9,787	9,162	39,096
12c Litter offences	67	82	59	70	278	55	72	42	42	211

Table 2.3a Recorded crime incidents, Group 13 and Group 15, Q1 2008 to Q4 2009

ICCSq offence group	2008					2009				
	Q1	Q2	Q3	Q4	Total	Q1	Q2	Q3	Q4	Total
13 Public order and other social code offences	15,391	15,722	15,825	14,884	61,822	13,776	14,924	14,749	13,902	57,351
13a Disorderly conduct	13,201	13,503	13,698	13,019	53,421	11,877	12,900	12,741	11,951	49,469
13b Trespass offences	906	1,029	965	775	3,675	889	997	986	921	3,793
13c Liquor licensing offences	1,078	956	955	855	3,844	825	832	815	813	3,285
13d Prostitution offences	37	48	18	33	136	29	21	17	26	93
13e Regulated betting/money collection/trading offences	75	108	116	116	415	98	95	130	129	452
13f Other social code offences (nec)	94	78	73	86	331	58	79	60	62	259
15 Offences against Government, justice procedures and organisation of crime	3,234	3,520	3,659	2,874	13,287	3,282	3,139	2,833	2,647	11,901
15a Offences against government and its agents (nec)	123	125	72	75	395	171	134	136	130	571
15b Organisation of crime and conspiracy to commit crime	2	4	3	3	12	2	3	0	0	5
15c Perverting the course of justice	47	39	43	41	170	41	37	40	33	151
15d Offences while in custody, breach of court orders	3,062	3,352	3,541	2,755	12,710	3,068	2,965	2,657	2,484	11,174

Table 2.1b Recorded crime incidents, Group 01 to Group 05, Q1 2010 to Q4 2011

ICCSq offence group	2010					2011				
	Q1	Q2	Q3	Q4	Total	Q1	Q2	Q3	Q4	Total
01 Homicide offences	27	23	19	20	89	24	17	15	7	63
01a Murder	16	12	11	14	53	13	11	10	5	39
01b Manslaughter	2	1	2	0	5	2	0	0	1	3
01c Infanticide	0	0	0	0	0	0	0	0	0	0
01d Dangerous driving leading to death	9	10	6	6	31	9	6	5	1	21
02 Sexual offences	689	662	630	391	2,372	589	488	553	422	2,052
02a Rape of a male or female	123	117	135	105	480	143	107	123	101	474
02b Defilement of a boy or girl less than 17 years old	45	50	42	22	159	45	46	23	25	139
02c Sexual offence involving mentally impaired person	4	4	4	4	16	1	7	2	2	12
02d Aggravated sexual assault	4	0	2	1	7	2	3	1	4	10
02e Sexual assault (not aggravated)	480	439	387	227	1,533	357	265	364	256	1,242
02f Other sexual offences	33	52	60	32	177	41	60	40	34	175
03 Attempts or threats to murder, assaults, harassments and related offences	4,269	4,609	4,643	4,184	17,705	4,299	4,307	4,198	3,801	16,605
03a Murder-attempt	1	1	2	2	6	2	1	1	2	6
03b Murder-threat	85	110	90	76	361	108	106	89	93	396
03c Assault causing harm, poisoning	900	944	997	872	3,713	930	899	903	819	3,551
03d Other assault	2,636	2,983	2,947	2,759	11,325	2,726	2,845	2,766	2,476	10,813
03e Harassment and related offences	647	571	607	475	2,300	533	456	439	411	1,839
04 Dangerous or negligent acts	3,079	3,257	3,035	2,722	12,093	2,615	2,427	2,514	2,384	9,940
04a Dangerous driving causing serious bodily harm	6	6	3	3	18	5	3	4	0	12
04b Driving/In charge of a vehicle while over legal alcohol limit	2,634	2,883	2,737	2,428	10,682	2,347	2,199	2,268	2,199	9,013
04c Driving/In charge of a vehicle under the influence of drugs	172	156	135	139	602	131	125	102	63	421
04f Endangerment with potential for serious harm/death	10	12	20	12	54	15	29	32	21	97
04g Abandoning a child, child neglect and cruelty	188	149	65	53	455	62	33	46	48	189
04h Unseaworthy/dangerous use of boat or ship	0	1	8	0	9	1	3	0	0	4
04i False alarm/interference with aircraft or air transport facilities	1	2	3	0	6	0	0	4	1	5
04j Endangering traffic offences	68	48	64	87	267	54	35	58	52	199
05 Kidnapping and related offences	33	44	28	29	134	27	19	33	25	104
05a False imprisonment	22	26	15	21	84	18	13	22	21	74
05b Abduction of person under 16 years of age	5	4	5	6	20	3	3	5	2	13
05c Human trafficking offences	6	14	8	2	30	6	3	6	2	17

Table 2.2b Recorded crime incidents, Group 06 to Group 12, Q1 2010 to Q4 2011

ICCSq offence group	2010					2011				
	Q1	Q2	Q3	Q4	Total	Q1	Q2	Q3	Q4	Total
06 Robbery, extortion and hijacking offences	833	765	718	880	3,196	801	649	706	762	2,918
06a Robbery of an establishment or institution	328	238	189	330	1,085	300	227	243	303	1,073
06b Robbery of cash or goods in transit	5	6	5	5	21	8	9	10	11	38
06c Robbery from the person	466	483	492	504	1,945	451	387	432	413	1,683
06d Blackmail or extortion	5	6	5	7	23	8	2	3	11	24
06e Carjacking, hijacking/unlawful seizure of aircraft/vessel	29	32	27	34	122	34	24	18	24	100
07 Burglary and related offences	6,158	6,250	6,049	6,963	25,420	6,690	6,179	6,587	7,983	27,439
07a Aggravated burglary	88	72	79	94	333	98	79	74	82	333
07b Burglary (not aggravated)	5,984	6,035	5,831	6,728	24,578	6,451	5,947	6,350	7,726	26,474
07c Possession of an article (with intent to burgle, steal, demand)	86	143	139	141	509	141	153	163	175	632
08 Theft and related offences	18,350	20,049	20,028	18,402	76,829	19,533	19,099	19,704	18,588	76,924
08a Theft/Taking of vehicle and related offences	2,897	2,885	2,793	2,835	11,410	3,010	2,592	2,474	2,251	10,327
08b Theft from person	749	750	690	682	2,871	861	760	1,006	1,056	3,683
08c Theft from shop	5,006	5,557	5,280	5,050	20,893	4,697	4,916	5,278	5,141	20,032
08d Other thefts, handling stolen property	9,698	10,857	11,265	9,835	41,655	10,965	10,831	10,946	10,140	42,882
09 Fraud, deception and related offences	1,324	1,264	1,245	1,163	4,996	1,551	1,190	1,321	1,249	5,311
09a Fraud, deception and related offences	1,324	1,264	1,245	1,163	4,996	1,551	1,190	1,321	1,249	5,311
10 Controlled drug offences	4,735	5,483	5,606	4,181	20,005	4,225	4,507	4,970	4,007	17,709
10a Importation of drugs	9	5	9	6	29	11	12	9	9	41
10b Cultivation or manufacture of drugs	65	129	194	150	538	102	154	188	138	582
10c Possession of drugs for sale or supply	1,047	1,028	1,158	926	4,159	1,010	932	1,013	927	3,882
10d Possession of drugs for personal use	3,444	4,103	4,041	2,935	14,523	2,987	3,265	3,613	2,818	12,683
10e Other drug offences	170	218	204	164	756	115	144	147	115	521
11 Weapons and explosives offences	877	1,026	947	1,249	4,099	885	795	860	931	3,471
11a Explosives, chemical weapons offences	9	13	7	12	41	20	25	14	22	81
11b Discharging a firearm	49	47	37	44	177	53	38	40	34	165
11c Possession of a firearm	104	90	92	129	415	91	74	65	66	296
11d Offensive weapons offences (nec)	698	869	763	710	3,040	710	650	699	566	2,625
11e Fireworks offences	17	7	48	354	426	11	8	42	243	304
12 Damage to property and to the environment	9,634	10,088	9,787	9,860	39,369	9,541	8,840	8,538	8,804	35,723
12a Arson	546	693	640	709	2,588	560	568	576	569	2,273
12b Criminal damage (not arson)	9,028	9,319	9,102	9,114	36,563	8,916	8,215	7,913	8,203	33,247
12c Litter offences	60	76	45	37	218	65	57	49	32	203

Table 2.3b Recorded crime incidents, Group 13 and Group 15, Q1 2010 to Q42011

ICCSq offence group	2010					2011				
	Q1	Q2	Q3	Q4	Total	Q1	Q2	Q3	Q4	Total
13 Public order and other social code offences	12,482	14,390	14,651	13,421	54,944	12,829	12,078	12,626	11,482	49,015
13a Disorderly conduct	10,701	12,267	12,693	11,687	47,348	11,065	10,328	10,885	9,769	42,047
13b Trespass offences	800	1,139	1,028	820	3,787	923	981	950	759	3,613
13c Liquor licensing offences	783	750	668	625	2,826	619	593	585	542	2,339
13d Prostitution offences	24	52	57	72	205	80	44	49	74	247
13e Regulated betting/money collection/trading offences	115	86	110	118	429	67	63	82	86	298
13f Other social code offences (nec)	59	96	95	99	349	75	69	75	252	471
15 Offences against Government, justice procedures and organisation of crime	2,981	3,040	2,704	2,688	11,413	2,809	2,490	2,276	2,185	9,760
15a Offences against government and its agents (nec)	98	117	88	62	365	124	120	123	88	455
15b Organisation of crime and conspiracy to commit crime	5	3	4	6	18	4	4	1	13	22
15c Perverting the course of justice	27	12	26	30	95	28	17	18	18	81
15d Offences while in custody, breach of court orders	2,851	2,908	2,586	2,590	10,935	2,653	2,349	2,134	2,066	9,202

Table 3 Recorded crime incidents classified by offence group, Garda region and annualised total¹ Q4, 2010 and 2011

ICCSq offence group	Garda region						State
	Northern	Western	Southern	Eastern	South Eastern	Dublin Metropolitan	
Annualised total to Q4 2011							
01 Homicide offences	6	9	17	6	7	18	63
02 Sexual offences	251	220	430	296	252	603	2,052
03 Attempts or threats to murder, assaults, harassments and related offences	2,275	1,930	3,078	2,439	2,185	4,698	16,605
04 Dangerous or negligent acts	1,308	1,200	1,984	1,462	1,301	2,685	9,940
05 Kidnapping and related offences	17	7	16	16	11	37	104
06 Robbery, extortion and hijacking offences	110	82	270	306	178	1,972	2,918
07 Burglary and related offences	2,406	2,071	3,504	5,580	3,359	10,519	27,439
08 Theft and related Offences	5,333	5,328	11,345	10,916	7,358	36,644	76,924
09 Fraud, deception and related offences	521	487	732	785	445	2,341	5,311
10 Controlled drug offences	1,393	1,116	3,306	2,399	2,187	7,308	17,709
11 Weapons and explosives offences	267	230	592	419	320	1,643	3,471
12 Damage to property and to the environment	3,419	2,885	6,268	5,279	3,856	14,016	35,723
13 Public order and other social code offences	5,529	5,428	11,239	5,426	6,061	15,332	49,015
15 Offences against Government, justice procedures and organisation of crime	524	728	1,273	997	927	5,311	9,760
Annualised total to Q4 2010							
01 Homicide offences	14	4	20	14	5	32	89
02 Sexual offences	328	271	470	327	300	676	2,372
03 Attempts or threats to murder, assaults, harassments and related offences	2,466	2,077	3,343	2,538	2,267	5,014	17,705
04 Dangerous or negligent acts	1,584	1,468	2,369	1,766	1,546	3,360	12,093
05 Kidnapping and related offences	14	12	18	21	16	53	134
06 Robbery, extortion and hijacking offences	145	100	353	337	164	2,097	3,196
07 Burglary and related offences	2,132	2,341	3,175	4,504	3,054	10,214	25,420
08 Theft and related Offences	5,618	5,906	11,536	10,717	7,496	35,556	76,829
09 Fraud, deception and related offences	628	526	655	652	470	2,065	4,996
10 Controlled drug offences	1,338	1,261	3,724	2,648	2,486	8,548	20,005
11 Weapons and explosives offences	367	280	705	478	401	1,868	4,099
12 Damage to property and to the environment	3,874	3,323	6,767	5,744	4,205	15,456	39,369
13 Public order and other social code offences	6,168	6,853	12,101	6,119	6,405	17,298	54,944
15 Offences against Government, justice procedures and organisation of crime	695	761	1,346	1,068	1,022	6,521	11,413
Annualised total changes to Q4 2011							
01 Homicide offences	- 8	+ 5	- 3	- 8	+ 2	- 14	- 26
02 Sexual offences	- 77	- 51	- 40	- 31	- 48	- 73	- 320
03 Attempts or threats to murder, assaults, harassments and related offences	- 191	- 147	- 265	- 99	- 82	- 316	-1,100
04 Dangerous or negligent acts	- 276	- 268	- 385	- 304	- 245	- 675	-2,153
05 Kidnapping and related offences	+ 3	- 5	- 2	- 5	- 5	- 16	- 30
06 Robbery, extortion and hijacking offences	- 35	- 18	- 83	- 31	+ 14	- 125	- 278
07 Burglary and related offences	+ 274	- 270	+ 329	+1,076	+ 305	+ 305	+2,019
08 Theft and related Offences	- 285	- 578	- 191	+ 199	- 138	+1,088	+ 95
09 Fraud, deception and related offences	- 107	- 39	+ 77	+ 133	- 25	+ 276	+ 315
10 Controlled drug offences	+ 55	- 145	- 418	- 249	- 299	-1,240	-2,296
11 Weapons and explosives offences	- 100	- 50	- 113	- 59	- 81	- 225	- 628
12 Damage to property and to the environment	- 455	- 438	- 499	- 465	- 349	-1,440	-3,646
13 Public order and other social code offences	- 639	-1,425	- 862	- 693	- 344	-1,966	-5,929
15 Offences against Government, justice procedures and organisation of crime	- 171	- 33	- 73	- 71	- 95	-1,210	-1,653

¹ The annualised figure for a given quarter is the total number of crimes recorded in the 12 months prior to end of that quarter.

Background Notes

Introduction The Crime Incidents, Quarter 4, 2011 release provides provisional figures for the number of offences recorded by An Garda Síochána, based on the Irish Crime Classification System (ICCS) but excluding elements of Group 4 (*Dangerous or Negligent Acts*), and all of Groups 14 (*Road and Traffic Offences (Not Elsewhere Classified or nec)*) and 16 (*Offences Not Elsewhere Classified*). Figures are provided from Quarter 1, 2008 to Quarter 4, 2011. The information supplied in this report refers only to crime incidents known to An Garda Síochána and recorded as such in the Garda PULSE (Police Using Leading Systems Effectively) system. Because of timing issues with respect to the extraction of data, figures may be revised subsequent to this publication.

Crime recording Incidents reported or which become known to members of An Garda Síochána are recorded when, on the balance of probability, a Garda determines that a criminal offence defined by law has taken place, and there is no credible evidence to the contrary. If it is subsequently determined that a criminal offence did not take place, the criminal offence recorded is invalidated and is not counted in the statistics. If a person makes a report and subsequently withdraws it by stating that the criminal act did not take place, then this too is invalidated unless there is evidence to suggest that, by reasonable probability, the offence has taken place. For criminal offences where victim confirmation is required (e.g. assault, fraud), a criminal offence is recorded only where the victim confirms the offence or where there is evidence to suggest that by reasonable probability it occurred. Another important feature of a recorded offence is that it is based on the date reported to, or that it became known to, the Gardaí. This has major implications for some offence types. Notable amongst these are sexual offences, as it has often been the case that such incidents have been reported to An Garda Síochána many years (sometimes decades) after the event(s). Thus a sexual assault, which occurred in 1960, would be included in the statistics for 2008 if it was first reported in that year.

Crime classification A criminal offence is classified as a particular offence type at the initial recording of that offence. However, upon investigation, it may later become apparent that an alternative offence type should be used. In this event, the record is amended to reflect this. Re-classification on the basis of court proceedings only occurs in relation to homicide offences. A murder offence is reclassified as manslaughter when a charge of manslaughter commences or when a murder charge results in a conviction for manslaughter. It is also possible, though more rare, that an incident originally classified as manslaughter may be re-classified as murder. Also, a re-classification to a homicide offence occurs when, for example, a serious assault has been recorded and, some time later, the victim dies as a consequence of the assault

General counting rules Crime counting rules are applied to all criminal offences for the purposes of the statistics. The following are the main rules relevant to the quarterly figures:

Primary Offence Rule: Where two or more criminal offences are disclosed in a single episode, it is the primary criminal offence that is counted. The primary offence is that offence which the greater penalty may apply. Where offences have similar penalties, offences against the person take precedence over offences against property for the purpose of determining the primary offence.

One Offence Counts Per Victim: One offence counts per victim involved with the exceptions of cheque/credit card fraud and burglary. Under certain circumstances, the cheque/credit card exception necessitates that a series of these offences counts as one crime where the originating bank ultimately suffers the loss. The burglary exception dictates that one burglary offence is counted where property belonging to two or more victims is stolen (or damaged) during a single burglary.

Continuous Series Involving the Same Victim and Same Offender: A continuous series of offences against the same victim involving the same offender counts as one offence.

ICCSq Offence Groups

01 Homicide offences	01a	Murder	Murder
	01b	Manslaughter	Manslaughter
	01c	Infanticide	Infanticide
	01d	Dangerous driving leading to death	Manslaughter (traffic fatality) Dangerous driving causing death
02 Sexual offences	02a	Rape of a male or female	Rape of a male or female Rape Section 4
	02b	Defilement of a boy or girl less than 17 years old	Unlawful carnal knowledge / Criminal law (Sexual Offences Act) 2006 Buggery
	02c	Sexual offence involving mentally impaired person	Sexual offence involving mentally impaired person
	02d	Aggravated sexual assault	Aggravated sexual assault
	02e	Sexual assault (not aggravated)	Sexual assault
	02f	Other sexual offences	Incest Child pornography offences Child pornography – obstruction of warrant Gross indecency
03 Attempts or threats to murder, assaults, harassments and related offences	03a	Murder-attempt	Murder-attempt
	03b	Murder-threat	Murder-threat
	03c	Assault causing harm, poisoning	Assault causing harm Poisoning
	03d	Other assault	Assault or obstruction of Garda/official, resisting arrest Minor assault
	03e	Harassment and related offences	Coercion Harassment, stalking, threats Demanding payment of debt causing alarm Housing Act Menacing phone calls Incitement to hatred offences
04 Dangerous or negligent acts	04a	Dangerous driving causing serious bodily harm	Dangerous driving causing serious bodily harm
	04b	Driving/In charge of a vehicle while over legal alcohol limit	Driving/In charge of a vehicle while over legal alcohol limit
	04c	Driving/In charge of a vehicle under the influence of drugs	Driving/In charge of a vehicle under the influence of drugs
	04f	Endangerment with potential for serious harm or death	Endangerment with potential for serious harm or death
	04g	Abandoning a child, child neglect and cruelty	Abandoning a child, child neglect and cruelty
	04h	Unseaworthy/dangerous use of boat or ship	Unseaworthy/dangerous use of boat or ship
	04i	False alarm/interference with aircraft or air transport facilities	False alarm/interference with aircraft or air transport facilities
	04j	Endangering traffic offences	Endangering traffic offences
05 Kidnapping and related offences	05a	False imprisonment	False imprisonment
	05b	Abduction of person under 16 years of age	Abduction of person under 16 years of age
	05c	Human trafficking offences	Human trafficking offences

06 Robbery, extortion and hijacking offences	06a	Robbery of an establishment or institution	Robbery of an establishment or institution
	06b	Robbery of cash or goods in transit	Robbery of cash or goods in transit
	06c	Robbery from the person	Robbery from the person
	06d	Blackmail or extortion	Blackmail or extortion
	06e	Carjacking, hijacking/unlawful seizure of aircraft/vessel	Carjacking, hijacking/unlawful seizure of aircraft/vessel
07 Burglary and related offences	07a	Aggravated burglary	Aggravated burglary
	07b	Burglary (not aggravated)	Burglary (not aggravated)
	07c	Possession of an article (with intent to burgle, steal, demand)	Possession of an article (with intent to burgle, steal, demand)
08 Theft and related Offences	08a	Theft/Taking of vehicle and related offences	Theft/Unauthorised taking of vehicle Interfering with vehicle (with intent to steal item or vehicle)
	08b	Theft from person	Theft from person
	08c	Theft from shop	Theft from shop
	08d	Other thefts, handling stolen property	Theft from vehicle Theft/ Unauthorised taking of a pedal cycle Theft of, or interference with, mail Handling or possession of stolen property Theft of other property
09 Fraud, deception and related offences	09a	Fraud, deception and related offences	Fraud, deception, false pretence offences Forging an instrument to defraud Possession of an article for use in fraud, deception or extortion Falsification of accounts Offences under the Companies Act Offences under the Investment Intermediaries Act Offences under the Stock Exchange Act Money laundering Embezzlement Fraud against the European Union Importation/Sale/Supply of tobacco Counterfeiting notes and coins Counterfeiting of goods Bad debts criminal (Debtors Ireland) Corruption (involving public office holder)
10 Controlled drug offences	10a	Importation of drugs	Importation of drugs
	10b	Cultivation or manufacture of drugs	Cultivation or manufacture of drugs
	10c	Possession of drugs for sale or supply	Possession of drugs for sale or supply
	10d	Possession of drugs for personal use	Possession of drugs for personal use
	10e	Other drug offences	Forged or altered prescription offences obstruction under the Drugs Act
11 Weapons and explosives offences	11a	Explosives, chemical weapons offences	Causing an explosion Making of explosives Possession of explosives Chemical weapons offences
	11b	Discharging a firearm	Discharging a firearm
	11c	Possession of a firearm	Possession of a firearm
	11d	Offensive weapons offences (nec)	Possession of offensive weapons (not firearms)
	11e	Fireworks offences	Fireworks offences (for sale, igniting etc.)

12 Damage to property and to the environment	12a Arson	Arson
	12b Criminal damage (not arson)	Criminal damage (not arson)
	12c Litter offences	Litter offences
13 Public order and other social code offences	13a Disorderly conduct	Affray/Riot/Violent disorder Public order offences Drunkenness offences Air rage-disruptive or drunken behaviour on aircraft
	13b Trespass offences	Forcible entry and occupation (not burglary) Trespass on lands or enclosed areas
	13c Liquor licensing offences	Liquor licensing offences Registered clubs offences Special restaurant offences Provision of intoxicating liquor to under 18 year olds Purchase or consumption of alcohol by under 18 year olds Sale of intoxicating liquor to under 18 year olds
	13d Prostitution offences	Brothel keeping Organisation of prostitution Prostitution, including soliciting etc.
	13e Regulated betting or money, collection or trading offences	Offences under the Betting Acts Collecting money without permit, unauthorised collection Offences under Gaming and Lotteries Acts Permit/License offences for casual/street trading
	13f Other social code offences (nec)	Allowing a child (under 16 years) to beg Bigamy Bestiality Indecency Begging
15 Offences against Government, justice procedures and organisation of crime	15a Offences against government and its agents (nec)	Treason Breaches of Offences Against the State Acts Breaches of Official Secrets Act Impersonating member of An Garda Síochána Electoral offences including personation Public mischief-annoying phone calls, wasting police time Criminal Assets Bureau offences Non compliance with Garda direction
	15b Organisation of crime and conspiracy to commit crime	Criminal organisation offences (organised crime) Conspiracy to commit a crime
	15c Perverting the course of justice	Perjury Interfering with a jury (embracery) Assisting offenders Public mischief, pervert course of justice, conceal offence

**15 Offences against
Government,
justice procedures
and organisation
of crime
(contd)**

15d Offences while in custody,
breach of court orders

Escape or help to escape from custody
Prison offences
Breach of Domestic Violence Order
(protection, safety, barring)
Breach of order under Family Law Act
Breach of bail
Failure to comply under Sex Offenders
Act
Other failure to comply with court order,
jury summons, warrant etc.