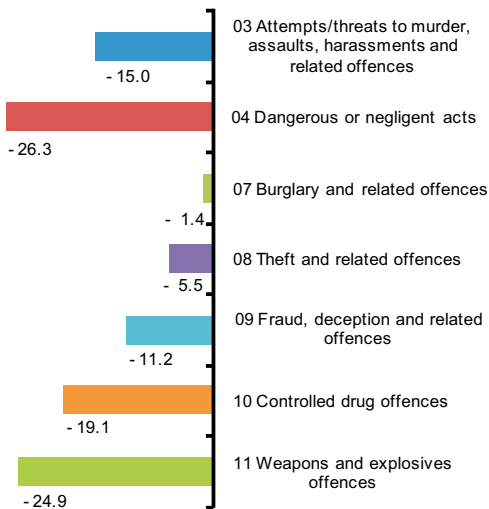




**Figure 1: Percentage change between Q2 2010 and Q2 2011 for selected offence groups**



## Recorded Crime Quarter 2 2011

**Table 1.1 Recorded crime incidents classified by offence group, Quarter 2(Q2), 2010 and 2011**

ICCSq offence group	Q2			
	2010	2011	Change	%
01 Homicide offences	23	14	- 9	- 39.1
02 Sexual offences	667	416	-251	- 37.6
03 Attempts or threats to murder, assaults, harassments and related offences	4,606	3,917	-689	- 15.0
04 Dangerous or negligent acts	3,259	2,401	-858	- 26.3
05 Kidnapping and related offences	44	17	- 27	- 61.4
06 Robbery, extortion and hijacking offences	763	655	-108	- 14.2
07 Burglary and related offences	6,242	6,156	- 86	- 1.4
08 Theft and related offences	20,050	18,947	-1,103	- 5.5
09 Fraud, deception and related offences	1,260	1,119	-141	- 11.2
10 Controlled drug offences	5,497	4,445	-1,052	- 19.1
11 Weapons and explosives offences	1,027	771	-256	- 24.9
12 Damage to property and to the environment	10,086	8,760	-1,326	- 13.1
13 Public order and other social code offences	14,391	11,846	-2,545	- 17.7
15 Offences against Government, justice procedures and organisation of crime	3,026	1,831	-1,195	- 39.5

### Decrease in totals figure for all crime groups in Quarter 2

There was a decrease in the total number of offences recorded for each group when comparing Quarter 2 2011 (Q2 2011) with Quarter 2 2010. Notable decreases were observed in Group 03 *Attempts or threats to murder, assaults, harassments and related offences* (-15.0%), Group 04 *Dangerous or negligent acts* (-26.3%), Group 10 *Controlled drug offences* (-19.1%) and Group 13 *Public order and other social code offences* (-17.7%). See table 1.1 and figure 1.

When comparing the 12-month period ending in Q2 2011 with that ending in Q2 2010 there were increases in Group 06 *Robbery, extortion and hijacking offences* (+8.0%), Group 08 *Theft and related offences* (+0.1%) and Group 09 *Fraud, deception and related offences* (+2.8%) while all other groups showed a decrease over this time period. See table 1.2 and figure 4.

The rise in the number of recorded Sexual offences in 2010 was mainly due to an on-going review of all cases involving alleged sexual offences reported to An Garda Síochána. Some of these offences will have occurred at some distance in the past but are represented on the date of reclassification. This review is being undertaken in conjunction with An Garda Síochána policy on the investigation of sexual crime, which was introduced in April 2010. Please see the Background Notes for further information on crime recording.

For more information, contact Karina Kelleher at 021 453 5716 or Tim Linehan at 021 453 5264.

Published by the Central Statistics Office, Ireland.

Ardee Road Skehard Road  
Dublin 6 Cork  
Ireland Ireland

LoCall: 1890 313 414 (ROI)  
0808 2347 581 (UK/NI)

Tel: +353 1 498 4000 Tel: +353 21 453 5000  
Fax: +353 1 498 4229 Fax: +353 21 453 5294

Both offices may be contacted through any of these telephone numbers.

CSO on the Web: [www.cso.ie](http://www.cso.ie)  
and go to

People and Society: Crime and Justice

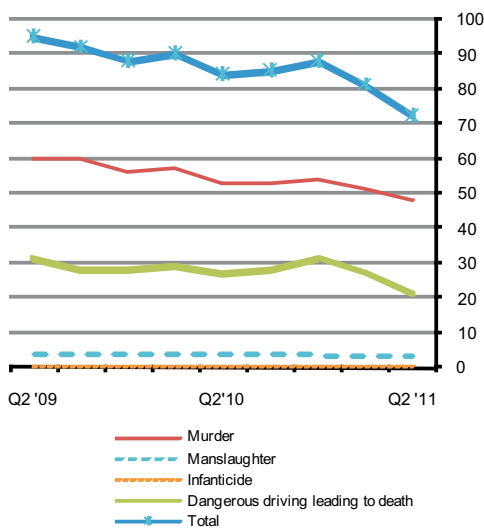
Director General: Gerard O'Hanlon

Enquiries:

Crime Statistics Crime Statistics Section,  
ext 5264, 5716  
Email [crime@cso.ie](mailto:crime@cso.ie)  
General Queries Information Section, ext 5021  
[information@cso.ie](mailto:information@cso.ie)

© Central Statistics Office  
The contents of this release may be quoted provided the source is given clearly and accurately. Reproduction for own or internal use is permitted.

**Figure 2: Annualised total homicide offences, Q2 2009 to Q2 2011**



### Group 01 - Homicides

There were 10 recorded *Murder* and *Manslaughter* offences in Q2 2011, a decrease of 3 on the same quarter in 2010. For the 12-month period ending in Q2 2011, there was also a decrease (-10.5%) in the number of *Murder* and *Manslaughter* offences recorded, decreasing from 57 to 51, when compared with the same period ending in Q2 2010. The decrease in the number of *Dangerous driving leading to death* offences from 10 in Q2 2010 to 4 in Q2 2011 may be due to the fact that all road collision investigations for this period have not yet concluded, which may result in some being reclassified as *Homicide*. See figure 2.

### Group 02 - Sexual Offences

The number of offences recorded in this group decreased by over 37% from 667 in Q2 2010 to 416 in Q2 2011. Recorded *Sexual assault (not aggravated)* offences fell by almost half (-48.9%) in this period. When considering the 12-month period ending in Q2 2011, there were 1,937 reported offences in this group, a decrease of 3.8% on the 2,014 offences recorded for the corresponding period ending in Q2 2010. However, as noted previously, caution should be used in interpreting these figures.

### Group 03 - Attempts/Threats to Murder, Assaults, Harassments and Related Offences

There was a decrease in all offences in this group when comparing Q2 2011 and Q2 2010 figures. *Harassment and related offences* fell by 28.6%, from 569 to 406 while *Assault causing harm, poisoning* offences fell by 11.4%, from 944 to 836, in this time period. However, when comparing the 12-month period ending in Q2 2011 with the corresponding period ending in Q2 2010, *Murder threats* increased by 17.6%, from 312 to 367. The largest number of offences in this group was recorded under *Other assault*, which fell from 11,522 in the 12-month period ending in June 2010 to 10,969 in the 12-months ending in June 2011.

### Group 04 - Dangerous or Negligent Acts

In Q2 2011, recorded *Dangerous or negligent acts* offences decreased by over a quarter (-26.3%) to 2,401 when compared with Q2 2010. Most recorded offences in this group relate to *Driving/In charge of a vehicle while over legal alcohol limit* offences, which decreased from 2,884 (Q2 2010) to 2,220 (Q2 2011), a decrease of 23.0%. When considering the 12-month total for the period ending in Q2 2011, there were 10,757 recorded Group 04 offences. This was a decrease of almost one-fifth (-19.6%) on the corresponding period ending in Q2 2010.

### Group 05 - Kidnapping and Related Offences

The overall figure for *Kidnapping and related offences* fell by over 61%, when comparing Q2 2010 with Q2 2011. Comparing the 12-month period ending in Q2 2011 with the corresponding period ending in Q2 2010 this figure decreased by 31.0%, from 145 to 100.

### Group 06 - Robbery, Extortion and Hijacking Offences

The quarterly figure for *Robbery from the person* offences fell by 18.1%, from 481 in Q2 2010 to 394 in Q2 2011. However, there was a rise of over 12% in this figure when comparing the 12-month period ending in June 2010 with the corresponding period ending in June 2011, from 1,645 to 1,847 respectively.

### Group 07 - Burglary and Related Offences

In Q2 2011, there were 5,928 recorded *Burglary (not aggravated)* offences representing a decrease of 99 (-1.6%) on the number recorded in Q2 2010. *Aggravated burglary* offences increased by over 8% between Q2 2010 and Q2 2011, from 72 to 78. For the 12-month period ending in Q2 2011, recorded *Burglary (not aggravated)* offences decreased by 3.8% to 24,918 when compared with the corresponding period ending in Q2 2010. The annualised totals for *Burglary and related offences* are shown in figure 3.

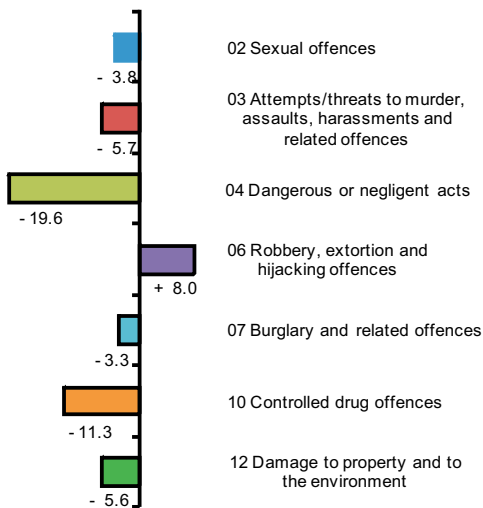
### Group 08 - Theft and Related Offences

Recorded *Theft from shop* offences decreased by over 12% to 4,872 in Q2 2011. The annualised figure for *Theft from person* increased by 137 (+4.8%) to 3,009 in the 12-month period prior to the end of Q2 2011.

**Figure 3: Annualised total burglary and related offences, Q2 2009 to Q2 2011**



**Figure 4: Percentage change between annualised total to Q2, 2010 and 2011 for selected offence groups**



### Group 09 - Fraud, Deception and Related Offences

There were 1,119 recorded *Fraud, deception and related offences* in Q2 2011. This was a decrease of 141 (-11.2%) on the same period in Q2 2010. In the 12-month period ending in Q2 2011, *Fraud, deception and related offences* increased by 2.8% when compared with the corresponding period ending in Q2 2010, from 4,870 to 5,007.

### Group 10 - Controlled Drug Offences

In Q2 2011, there were 4,445 recorded *Controlled drug offences*, a decrease of 19.1% on Q2 2010. There were 3,237 recorded offences of *Possession of drugs for personal use offences* in Q2 2011, a decrease of over 21% on the corresponding figure in Q2 2010.

### Group 11 - Weapons and Explosives Offences

There were 771 offences in Group 11 *Weapons and explosives offences*, in Q2 2011, a decrease of almost one-quarter on Q2 2010. *Possession of a firearm offences* fell from 90 in Q2 2010 to 67 in Q2 2011, a decrease of over 25%. The number of *Offensive weapons offences (nec)* fell from 3,030 for the twelve-month period ending in Q2 2010 to 2,819 for the same period ending in Q2 2011, a decrease of 7.0%.

### Group 12 - Damage to Property and to the Environment

Recorded *Arson* offences decreased by 16.4% to 576 in Q2 2011. The largest number of offences recorded in this group was for *Criminal damage (not arson)*. These offences decreased by 12.8% to 8,129 in Q2 2011.

### Group 13 - Public Order and other Social Code Offences

Recorded *Public order and other social code offences* fell by 17.7%, from 14,391 in Q2 2010 to 11,846 in Q2 2011. The most frequently occurring offences in this group were under *Disorderly conduct*, which fell from 12,267 in Q2 2010 to 10,165 in Q2 2011. This is equivalent to approximately 112 *Disorderly conduct* offences a day in Q2 2011.

### Group 15 - Offences against Government, Justice Procedures and Organisation of Crime

There were 1,831 *Offences against Government, justice procedures and organisation of crime* recorded in Q2 2011, a decrease of almost 40% when compared with the same period in 2010.

**Table 1.2 Recorded crime incidents classified by offence group, annualised total<sup>1</sup> Q2, 2010 and 2011**

ICCSq offence group	Annualised total to Q2			
	2010	2011	Change	% Change
01 Homicide offences	84	72	- 12	- 14.3
02 Sexual offences	2,014	1,937	- 77	- 3.8
03 Attempts or threats to murder, assaults, harassments and related offences	17,955	16,940	-1,015	- 5.7
04 Dangerous or negligent acts	13,384	10,757	-2,627	- 19.6
05 Kidnapping and related offences	145	100	- 45	- 31.0
06 Robbery, extortion and hijacking offences	2,834	3,060	+226	+ 8.0
07 Burglary and related offences	26,708	25,839	-869	- 3.3
08 Theft and related offences	76,775	76,889	+114	+ 0.1
09 Fraud, deception and related offences	4,870	5,007	+137	+ 2.8
10 Controlled drug offences	20,815	18,467	-2,348	- 11.3
11 Weapons and explosives offences	4,071	3,844	-227	- 5.6
12 Damage to property and to the environment	40,238	37,969	-2,269	- 5.6
13 Public order and other social code offences	55,528	52,714	-2,814	- 5.1
15 Offences against Government, justice procedures and organisation of crime	11,476	9,686	-1,790	- 15.6

<sup>1</sup> The annualised figure for a given quarter is the total number of crimes recorded in the 12 months prior to end of that quarter

**Table 1 Recorded crime incidents classified by offence group, Quarter 2 (Q2) and annualised total<sup>1</sup>, 2010 and 2011**

ICCSq offence group	Q2				Annualised total to Q2			
	2010	2011	Change	% Change	2010	2011	Change	% Change
<b>01 Homicide offences</b>	<b>23</b>	<b>14</b>	<b>- 9</b>	<b>- 39.1</b>	<b>84</b>	<b>72</b>	<b>- 12</b>	<b>- 14.3</b>
01a Murder	12	9	- 3	- 25.0	53	48	- 5	- 9.4
01b Manslaughter	1	1	0	0.0	4	3	- 1	- 25.0
01c Infanticide	0	0	0	-	0	0	0	-
01d Dangerous driving leading to death	10	4	- 6	- 60.0	27	21	- 6	- 22.2
<b>02 Sexual offences</b>	<b>667</b>	<b>416</b>	<b>-251</b>	<b>- 37.6</b>	<b>2,014</b>	<b>1,937</b>	<b>- 77</b>	<b>- 3.8</b>
02a Rape of a male or female	118	100	- 18	- 15.3	416	458	+ 42	+ 10.1
02b Defilement of a boy or girl less than 17 years old	51	33	- 18	- 35.3	135	133	- 2	- 1.5
02c Sexual offence involving mentally impaired person	5	6	+ 1	+ 20.0	13	15	+ 2	+ 15.4
02d Aggravated sexual assault	0	4	+ 4	-	8	9	+ 1	+ 12.5
02e Sexual assault (not aggravated)	442	226	-216	- 48.9	1,318	1,146	-172	- 13.1
02f Other sexual offences	51	47	- 4	- 7.8	124	176	+ 52	+ 41.9
<b>03 Attempts or threats to murder, assaults, harassments and related offences</b>	<b>4,606</b>	<b>3,917</b>	<b>-689</b>	<b>- 15.0</b>	<b>17,955</b>	<b>16,940</b>	<b>-1,015</b>	<b>- 5.7</b>
03a Murder-attempt	1	0	- 1	-100.0	6	6	0	0.0
03b Murder-threat	110	99	- 11	- 10.0	312	367	+ 55	+ 17.6
03c Assault causing harm, poisoning	944	836	-108	- 11.4	3,689	3,610	- 79	- 2.1
03d Other assault	2,982	2,576	-406	- 13.6	11,522	10,969	-553	- 4.8
03e Harassment and related offences	569	406	-163	- 28.6	2,426	1,988	-438	- 18.1
<b>04 Dangerous or negligent acts</b>	<b>3,259</b>	<b>2,401</b>	<b>-858</b>	<b>- 26.3</b>	<b>13,384</b>	<b>10,757</b>	<b>-2,627</b>	<b>- 19.6</b>
04a Dangerous driving causing serious bodily harm	6	0	- 6	-100.0	18	11	- 7	- 38.9
04b Driving/In charge of a vehicle while over legal alcohol limit	2,884	2,220	-664	- 23.0	11,787	9,737	-2,050	- 17.4
04c Driving/In charge of a vehicle under the influence of drugs	156	95	- 61	- 39.1	705	489	-216	- 30.6
04f Endangerment with potential for serious harm or death	12	25	+ 13	+108.3	52	72	+ 20	+ 38.5
04g Abandoning a child, child neglect and cruelty	150	30	-120	- 80.0	572	203	-369	- 64.5
04h Unseaworthy/dangerous use of boat or ship	1	3	+ 2	+200.0	2	11	+ 9	+450.0
04i False alarm/interference with aircraft or air transport facilities	2	0	- 2	-100.0	12	3	- 9	- 75.0
04j Endangering traffic offences	48	28	- 20	- 41.7	236	231	- 5	- 2.1
<b>05 Kidnapping and related offences</b>	<b>44</b>	<b>17</b>	<b>- 27</b>	<b>- 61.4</b>	<b>145</b>	<b>100</b>	<b>- 45</b>	<b>- 31.0</b>
05a False imprisonment	26	11	- 15	- 57.7	86	62	- 24	- 27.9
05b Abduction of person under 16 years of age	4	4	0	0.0	18	19	+ 1	+ 5.6
05c Human trafficking offences	14	2	- 12	- 85.7	41	19	- 22	- 53.7
<b>06 Robbery, extortion and hijacking offences</b>	<b>763</b>	<b>655</b>	<b>-108</b>	<b>- 14.2</b>	<b>2,834</b>	<b>3,060</b>	<b>+226</b>	<b>+ 8.0</b>
06a Robbery of an establishment or institution	238	227	- 11	- 4.6	1,024	1,046	+ 22	+ 2.1
06b Robbery of cash or goods in transit	6	10	+ 4	+ 66.7	26	28	+ 2	+ 7.7
06c Robbery from the person	481	394	- 87	- 18.1	1,645	1,847	+202	+ 12.3
06d Blackmail or extortion	6	1	- 5	- 83.3	26	21	- 5	- 19.2
06e Carjacking, hijacking/unlawful seizure of aircraft/vessel	32	23	- 9	- 28.1	113	118	+ 5	+ 4.4

<sup>1</sup> The annualised figure for a given quarter is the total number of crimes recorded in the 12 months prior to end of that quarter

**Table 1 (contd.) Recorded crime incidents classified by offence group, Quarter 2 (Q2) and annualised total<sup>1</sup>, 2010 and 2011**

ICCSq offence group	Q2				Annualised total to Q2			
	2010	2011	Change	% Change	2010	2011	Change	% Change
<b>07 Burglary and related offences</b>	<b>6,242</b>	<b>6,156</b>	<b>- 86</b>	<b>- 1.4</b>	<b>26,708</b>	<b>25,839</b>	<b>-869</b>	<b>- 3.3</b>
07a Aggravated burglary	72	78	+ 6	+ 8.3	349	350	+ 1	+ 0.3
07b Burglary (not aggravated)	6,027	5,928	- 99	- 1.6	25,908	24,918	-990	- 3.8
07c Possession of an article (with intent to burgle, steal, demand)	143	150	+ 7	+ 4.9	451	571	+120	+ 26.6
<b>08 Theft and related Offences</b>	<b>20,050</b>	<b>18,947</b>	<b>-1,103</b>	<b>- 5.5</b>	<b>76,775</b>	<b>76,889</b>	<b>+114</b>	<b>+ 0.1</b>
08a Theft/Taking of vehicle and related offences	2,886	2,577	-309	- 10.7	11,960	11,210	-750	- 6.3
08b Theft from person	751	766	+ 15	+ 2.0	2,872	3,009	+137	+ 4.8
08c Theft from shop	5,558	4,872	-686	- 12.3	20,832	19,906	-926	- 4.4
08d Other thefts, handling stolen property	10,855	10,732	-123	- 1.1	41,111	42,764	+1,653	+ 4.0
<b>09 Fraud, deception and related offences</b>	<b>1,260</b>	<b>1,119</b>	<b>-141</b>	<b>- 11.2</b>	<b>4,870</b>	<b>5,007</b>	<b>+137</b>	<b>+ 2.8</b>
09a Fraud, deception and related offences	1,260	1,119	-141	- 11.2	4,870	5,007	+137	+ 2.8
<b>10 Controlled drug offences</b>	<b>5,497</b>	<b>4,445</b>	<b>-1,052</b>	<b>- 19.1</b>	<b>20,815</b>	<b>18,467</b>	<b>-2,348</b>	<b>- 11.3</b>
10a Importation of drugs	5	12	+ 7	+140.0	34	38	+ 4	+ 11.8
10b Cultivation or manufacture of drugs	129	156	+ 27	+ 20.9	349	602	+253	+ 72.5
10c Possession of drugs for sale or supply	1,032	892	-140	- 13.6	4,075	3,978	- 97	- 2.4
10d Possession of drugs for personal use	4,111	3,237	-874	- 21.3	15,575	13,197	-2,378	- 15.3
10e Other drug offences	220	148	- 72	- 32.7	782	652	-130	- 16.6
<b>11 Weapons and explosives offences</b>	<b>1,027</b>	<b>771</b>	<b>-256</b>	<b>- 24.9</b>	<b>4,071</b>	<b>3,844</b>	<b>-227</b>	<b>- 5.6</b>
11a Explosives, chemical weapons offences	13	24	+ 11	+ 84.6	50	61	+ 11	+ 22.0
11b Discharging a firearm	47	37	- 10	- 21.3	183	170	- 13	- 7.1
11c Possession of a firearm	90	67	- 23	- 25.6	413	375	- 38	- 9.2
11d Offensive weapons offences (nec)	870	636	-234	- 26.9	3,030	2,819	-211	- 7.0
11e Fireworks offences	7	7	0	0.0	395	419	+ 24	+ 6.1
<b>12 Damage to property and to the environment</b>	<b>10,086</b>	<b>8,760</b>	<b>-1,326</b>	<b>- 13.1</b>	<b>40,238</b>	<b>37,969</b>	<b>-2,269</b>	<b>- 5.6</b>
12a Arson	689	576	-113	- 16.4	2,727	2,498	-229	- 8.4
12b Criminal damage (not arson)	9,321	8,129	-1,192	- 12.8	37,292	35,271	-2,021	- 5.4
12c Litter offences	76	55	- 21	- 27.6	219	200	- 19	- 8.7
<b>13 Public order and other social code offences</b>	<b>14,391</b>	<b>11,846</b>	<b>-2,545</b>	<b>- 17.7</b>	<b>55,528</b>	<b>52,714</b>	<b>-2,814</b>	<b>- 5.1</b>
13a Disorderly conduct	12,267	10,165	-2,102	- 17.1	47,663	45,575	-2,088	- 4.4
13b Trespass offences	1,136	952	-184	- 16.2	3,844	3,695	-149	- 3.9
13c Liquor licensing offences	753	570	-183	- 24.3	3,164	2,498	-666	- 21.0
13d Prostitution offences	52	44	- 8	- 15.4	119	273	+154	+129.4
13e Regulated betting or money, collection or trading offences	86	61	- 25	- 29.1	460	356	-104	- 22.6
13f Other social code offences (nec)	97	54	- 43	- 44.3	278	317	+ 39	+ 14.0
<b>15 Offences against Government, justice procedures and organisation of crime</b>	<b>3,026</b>	<b>1,831</b>	<b>-1,195</b>	<b>- 39.5</b>	<b>11,476</b>	<b>9,686</b>	<b>-1,790</b>	<b>- 15.6</b>
15a Offences against government and its agents (nec)	118	94	- 24	- 20.3	483	357	-126	- 26.1
15b Organisation of crime and conspiracy to commit crime	3	4	+ 1	+ 33.3	8	16	+ 8	+100.0
15c Perverting the course of justice	11	12	+ 1	+ 9.1	110	91	- 19	- 17.3
15d Offences while in custody, breach of court orders	2,894	1721	-1,173	- 40.5	10,875	9,222	-1,653	- 15.2

<sup>1</sup> The annualised figure for a given quarter is the total number of crimes recorded in the 12 months prior to end of that quarter

**Table 2.1a Recorded crime incidents, Group 01 to Group 05, Q1 2008 to Q4 2009**

ICCSq offence group	2008					2009				
	Q1	Q2	Q3	Q4	Total	Q1	Q2	Q3	Q4	Total
<b>01 Homicide offences</b>	<b>23</b>	<b>25</b>	<b>20</b>	<b>21</b>	<b>89</b>	<b>25</b>	<b>29</b>	<b>17</b>	<b>17</b>	<b>88</b>
01a Murder	13	8	12	17	50	15	16	12	13	56
01b Manslaughter	1	3	0	1	5	2	1	0	1	4
01c Infanticide	0	0	0	0	0	0	0	0	0	0
01d Dangerous driving leading to death	9	14	8	3	34	8	12	5	3	28
<b>02 Sexual offences</b>	<b>437</b>	<b>340</b>	<b>337</b>	<b>293</b>	<b>1,407</b>	<b>442</b>	<b>386</b>	<b>338</b>	<b>315</b>	<b>1,481</b>
02a Rape of a male or female	81	81	110	76	348	113	89	98	77	377
02b Defilement of a boy or girl less than 17 years old	25	16	17	18	76	45	22	22	15	104
02c Sexual offence involving mentally impaired person	1	3	0	3	7	1	3	0	4	8
02d Aggravated sexual assault	0	2	6	5	13	1	3	2	2	8
02e Sexual assault (not aggravated)	311	221	182	177	891	259	242	198	195	894
02f Other sexual offences	19	17	22	14	72	23	27	18	22	90
<b>03 Attempts or threats to murder, assaults, harassments and related offences</b>	<b>4,753</b>	<b>4,986</b>	<b>4,831</b>	<b>4,580</b>	<b>19,150</b>	<b>4,543</b>	<b>4,728</b>	<b>4,763</b>	<b>4,319</b>	<b>18,353</b>
03a Murder-attempt	0	3	6	1	10	2	1	3	1	7
03b Murder-threat	52	57	44	48	201	53	55	56	61	225
03c Assault causing harm, poisoning	979	996	901	974	3,850	894	992	969	878	3,733
03d Other assault	2,962	3,199	3,244	2,931	12,336	2,910	3,036	3,100	2,801	11,847
03e Harassment and related offences	760	731	636	626	2,753	684	644	635	578	2,541
<b>04 Dangerous or negligent acts</b>	<b>5,190</b>	<b>5,022</b>	<b>4,560</b>	<b>4,815</b>	<b>19,587</b>	<b>4,242</b>	<b>4,245</b>	<b>3,721</b>	<b>3,324</b>	<b>15,532</b>
04a Dangerous driving causing serious bodily harm	8	5	2	2	17	8	4	5	1	18
04b Driving/In charge of a vehicle while over legal alcohol limit	4,824	4,617	4,136	4,363	17,940	3,735	3,769	3,288	2,979	13,771
04c Driving/In charge of a vehicle under the influence of drugs	134	155	201	238	728	256	257	214	164	891
04f Endangerment with potential for serious harm/death	12	16	13	9	50	24	11	18	12	65
04g Abandoning a child, child neglect and cruelty	118	171	145	132	566	150	136	133	101	520
04h Unseaworthy/dangerous use of boat or ship	1	1	0	0	2	0	2	1	0	3
04i False alarm/interference with aircraft or air transport facilities	8	15	9	9	41	6	6	7	2	21
04j Endangering traffic offences	85	42	54	62	243	63	60	55	65	243
<b>05 Kidnapping and related offences</b>	<b>18</b>	<b>16</b>	<b>21</b>	<b>22</b>	<b>77</b>	<b>40</b>	<b>38</b>	<b>41</b>	<b>27</b>	<b>146</b>
05a False imprisonment	14	14	16	15	59	27	19	21	17	84
05b Abduction of person under 16 years of age	4	2	1	4	11	2	2	5	4	13
05c Human trafficking offences	n/a <sup>1</sup>	n/a	4	3	7	11	17	15	6	49

<sup>1</sup> Data is not available prior to Q3 2008

**Table 2.1b Recorded crime incidents, Group 01 to Group 05, Q1 2010 to Q2 2011**

ICCSq offence group	2010					2011	
	Q1	Q2	Q3	Q4	Total	Q1	Q2
<b>01 Homicide offences</b>	<b>27</b>	<b>23</b>	<b>18</b>	<b>20</b>	<b>88</b>	<b>20</b>	<b>14</b>
01a Murder	16	12	12	14	54	13	9
01b Manslaughter	2	1	0	0	3	2	1
01c Infanticide	0	0	0	0	0	0	0
01d Dangerous driving leading to death	9	10	6	6	31	5	4
<b>02 Sexual offences</b>	<b>694</b>	<b>667</b>	<b>627</b>	<b>396</b>	<b>2,384</b>	<b>498</b>	<b>416</b>
02a Rape of a male or female	123	118	134	105	480	119	100
02b Defilement of a boy or girl less than 17 years old	47	51	41	22	161	37	33
02c Sexual offence involving mentally impaired person	4	5	4	4	17	1	6
02d Aggravated sexual assault	4	0	2	1	7	2	4
02e Sexual assault (not aggravated)	483	442	387	232	1,544	301	226
02f Other sexual offences	33	51	59	32	175	38	47
<b>03 Attempts or threats to murder, assaults, harassments and related offences</b>	<b>4,267</b>	<b>4,606</b>	<b>4,634</b>	<b>4,175</b>	<b>17,682</b>	<b>4,214</b>	<b>3,917</b>
03a Murder-attempt	1	1	2	2	6	2	0
03b Murder-threat	85	110	88	76	359	104	99
03c Assault causing harm, poisoning	898	944	998	865	3,705	911	836
03d Other assault	2,639	2,982	2,941	2,764	11,326	2,688	2,576
03e Harassment and related offences	644	569	605	468	2,286	509	406
<b>04 Dangerous or negligent acts</b>	<b>3,080</b>	<b>3,259</b>	<b>3,035</b>	<b>2,722</b>	<b>12,096</b>	<b>2,599</b>	<b>2,401</b>
04a Dangerous driving causing serious bodily harm	6	6	3	3	18	5	0
04b Driving/In charge of a vehicle while over legal alcohol limit	2,636	2,884	2,738	2,428	10,686	2,351	2,220
04c Driving/In charge of a vehicle under the influence of drugs	171	156	134	139	600	121	95
04f Endangerment with potential for serious harm/death	10	12	20	12	54	15	25
04g Abandoning a child, child neglect and cruelty	188	150	65	53	456	55	30
04h Unseaworthy/dangerous use of boat or ship	0	1	8	0	9	0	3
04i False alarm/interference with aircraft or air transport facilities	1	2	3	0	6	0	0
04j Endangering traffic offences	68	48	64	87	267	52	28
<b>05 Kidnapping and related offences</b>	<b>33</b>	<b>44</b>	<b>27</b>	<b>29</b>	<b>133</b>	<b>27</b>	<b>17</b>
05a False imprisonment	22	26	14	21	83	16	11
05b Abduction of person under 16 years of age	5	4	5	6	20	4	4
05c Human trafficking offences	6	14	8	2	30	7	2

**Table 2.2a Recorded crime incidents, Group 06 to Group 12, Q1 2008 to Q4 2009**

ICCSq offence group	2008					2009				
	Q1	Q2	Q3	Q4	Total	Q1	Q2	Q3	Q4	Total
<b>06 Robbery, extortion and hijacking offences</b>	<b>655</b>	<b>552</b>	<b>567</b>	<b>525</b>	<b>2,299</b>	<b>677</b>	<b>576</b>	<b>589</b>	<b>649</b>	<b>2,491</b>
06a Robbery of an establishment or institution	267	193	182	227	869	332	240	194	264	1,030
06b Robbery of cash or goods in transit	4	5	12	5	26	6	3	6	9	24
06c Robbery from the person	354	316	333	263	1,266	308	304	352	346	1,310
06d Blackmail or extortion	7	6	6	3	22	5	3	5	10	23
06e Carjacking, hijacking/unlawful seizure of aircraft/vessel	23	32	34	27	116	26	26	32	20	104
<b>07 Burglary and related offences</b>	<b>6,631</b>	<b>5,839</b>	<b>5,747</b>	<b>6,466</b>	<b>24,683</b>	<b>6,352</b>	<b>6,245</b>	<b>7,210</b>	<b>7,104</b>	<b>26,911</b>
07a Aggravated burglary	82	83	63	97	325	98	81	92	97	368
07b Burglary (not aggravated)	6,437	5,651	5,555	6,291	23,934	6,172	6,039	7,005	6,898	26,114
07c Possession of an article (with intent to burgle, steal, demand)	112	105	129	78	424	82	125	113	109	429
<b>08 Theft and related offences</b>	<b>18,830</b>	<b>20,081</b>	<b>19,348</b>	<b>18,602</b>	<b>76,861</b>	<b>18,673</b>	<b>19,985</b>	<b>19,997</b>	<b>18,376</b>	<b>77,031</b>
08a Theft/Taking of vehicle and related offences	3,577	3,569	3,695	3,466	14,307	3,585	3,363	3,251	2,930	13,129
08b Theft from person	761	1,059	748	718	3,286	659	660	651	721	2,691
08c Theft from shop	4,789	5,105	5,039	5,165	20,098	5,033	5,366	5,146	5,120	20,665
08d Other thefts, handling stolen property	9,703	10,348	9,866	9,253	39,170	9,396	10,596	10,949	9,605	40,546
<b>09 Fraud, deception and related offences</b>	<b>1,402</b>	<b>1,435</b>	<b>1,317</b>	<b>1,256</b>	<b>5,410</b>	<b>1,351</b>	<b>1,311</b>	<b>1,177</b>	<b>1,108</b>	<b>4,947</b>
09a Fraud, deception and related offences	1,402	1,435	1,317	1,256	5,410	1,351	1,311	1,177	1,108	4,947
<b>10 Controlled drug offences</b>	<b>5,241</b>	<b>5,718</b>	<b>6,833</b>	<b>5,613</b>	<b>23,405</b>	<b>5,623</b>	<b>5,790</b>	<b>5,986</b>	<b>4,584</b>	<b>21,983</b>
10a Importation of drugs	20	12	18	17	67	18	8	9	11	46
10b Cultivation or manufacture of drugs	29	42	91	56	218	53	65	80	75	273
10c Possession of drugs for sale or supply	1,123	1,087	1,109	983	4,302	984	1,051	1,073	921	4,029
10d Possession of drugs for personal use	3,893	4,396	5,431	4,373	18,093	4,358	4,447	4,610	3,403	16,818
10e Other drug offences	176	181	184	184	725	210	219	214	174	817
<b>11 Weapons and explosives offences</b>	<b>930</b>	<b>950</b>	<b>1,027</b>	<b>1,109</b>	<b>4,016</b>	<b>966</b>	<b>932</b>	<b>1,020</b>	<b>1,146</b>	<b>4,064</b>
11a Explosives, chemical weapons offences	6	10	14	20	50	11	7	15	13	46
11b Discharging a firearm	69	49	56	50	224	72	67	56	31	226
11c Possession of a firearm	93	123	149	92	457	101	101	113	106	421
11d Offensive weapons offences (nec)	753	761	778	687	2,979	771	751	811	650	2,983
11e Fireworks offences	9	7	30	260	306	11	6	25	346	388
<b>12 Damage to property and to the environment</b>	<b>11,748</b>	<b>11,332</b>	<b>10,655</b>	<b>10,891</b>	<b>44,626</b>	<b>10,914</b>	<b>10,892</b>	<b>10,640</b>	<b>9,885</b>	<b>42,331</b>
12a Arson	527	577	542	509	2,155	747	785	811	681	3,024
12b Criminal damage (not arson)	11,154	10,673	10,054	10,312	42,193	10,112	10,035	9,787	9,162	39,096
12c Litter offences	67	82	59	70	278	55	72	42	42	211



**Table 2.2b Recorded crime incidents, Group 06 to Group 12, Q1 2010 to Q2 2011**

ICCSq offence group	2010					2011	
	Q1	Q2	Q3	Q4	Total	Q1	Q2
<b>06 Robbery, extortion and hijacking offences</b>	<b>833</b>	<b>763</b>	<b>720</b>	<b>881</b>	<b>3,197</b>	<b>804</b>	<b>655</b>
06a Robbery of an establishment or institution	328	238	189	330	1,085	300	227
06b Robbery of cash or goods in transit	5	6	5	5	21	8	10
06c Robbery from the person	466	481	493	504	1,944	456	394
06d Blackmail or extortion	5	6	6	8	25	6	1
06e Carjacking, hijacking/unlawful seizure of aircraft/vessel	29	32	27	34	122	34	23
<b>07 Burglary and related offences</b>	<b>6,152</b>	<b>6,242</b>	<b>6,040</b>	<b>6,957</b>	<b>25,391</b>	<b>6,686</b>	<b>6,156</b>
07a Aggravated burglary	88	72	79	95	334	98	78
07b Burglary (not aggravated)	5,978	6,027	5,822	6,721	24,548	6,447	5,928
07c Possession of an article (with intent to burgle, steal, demand)	86	143	139	141	509	141	150
<b>08 Theft and related offences</b>	<b>18,352</b>	<b>20,050</b>	<b>20,038</b>	<b>18,400</b>	<b>76,840</b>	<b>19,504</b>	<b>18,947</b>
08a Theft/Taking of vehicle and related offences	2,893	2,886	2,788	2,836	11,403	3,009	2,577
08b Theft from person	749	751	690	679	2,869	874	766
08c Theft from shop	5,008	5,558	5,284	5,049	20,899	4,701	4,872
08d Other thefts, handling stolen property	9,702	10,855	11,276	9,836	41,669	10,920	10,732
<b>09 Fraud, deception and related offences</b>	<b>1,325</b>	<b>1,260</b>	<b>1,246</b>	<b>1,162</b>	<b>4,993</b>	<b>1,480</b>	<b>1,119</b>
09a Fraud, deception and related offences	1,325	1,260	1,246	1,162	4,993	1,480	1,119
<b>10 Controlled drug offences</b>	<b>4,748</b>	<b>5,497</b>	<b>5,612</b>	<b>4,186</b>	<b>20,043</b>	<b>4,224</b>	<b>4,445</b>
10a Importation of drugs	9	5	9	6	29	11	12
10b Cultivation or manufacture of drugs	65	129	194	150	538	102	156
10c Possession of drugs for sale or supply	1,049	1,032	1,161	931	4,173	994	892
10d Possession of drugs for personal use	3,451	4,111	4,044	2,934	14,540	2,982	3,237
10e Other drug offences	174	220	204	165	763	135	148
<b>11 Weapons and explosives offences</b>	<b>878</b>	<b>1,027</b>	<b>951</b>	<b>1,250</b>	<b>4,106</b>	<b>872</b>	<b>771</b>
11a Explosives, chemical weapons offences	9	13	7	12	41	18	24
11b Discharging a firearm	49	47	37	44	177	52	37
11c Possession of a firearm	104	90	93	130	417	85	67
11d Offensive weapons offences (nec)	699	870	766	711	3,046	706	636
11e Fireworks offences	17	7	48	353	425	11	7
<b>12 Damage to property and to the environment</b>	<b>9,627</b>	<b>10,086</b>	<b>9,786</b>	<b>9,866</b>	<b>39,365</b>	<b>9,557</b>	<b>8,760</b>
12a Arson	546	689	640	715	2,590	567	576
12b Criminal damage (not arson)	9,022	9,321	9,101	9,115	36,559	8,926	8,129
12c Litter offences	59	76	45	36	216	64	55

c

**Table 2.3a Recorded crime incidents, Group 13 and Group 15, Q1 2008 to Q4 2009**

ICCSq offence group	2008					2009				
	Q1	Q2	Q3	Q4	Total	Q1	Q2	Q3	Q4	Total
<b>13 Public order and other social code offences</b>	<b>15,391</b>	<b>15,722</b>	<b>15,825</b>	<b>14,884</b>	<b>61,822</b>	<b>13,776</b>	<b>14,924</b>	<b>14,749</b>	<b>13,902</b>	<b>57,351</b>
13a Disorderly conduct	13,201	13,503	13,698	13,019	53,421	11,877	12,900	12,741	11,951	49,469
13b Trespass offences	906	1,029	965	775	3,675	889	997	986	921	3,793
13c Liquor licensing offences	1,078	956	955	855	3,844	825	832	815	813	3,285
13d Prostitution offences	37	48	18	33	136	29	21	17	26	93
13e Regulated betting/money collection/trading offences	75	108	116	116	415	98	95	130	129	452
13f Other social code offences (nec)	94	78	73	86	331	58	79	60	62	259
<b>15 Offences against Government, justice procedures and organisation of crime</b>	<b>3,234</b>	<b>3,520</b>	<b>3,659</b>	<b>2,874</b>	<b>13,287</b>	<b>3,282</b>	<b>3,139</b>	<b>2,833</b>	<b>2,647</b>	<b>11,901</b>
15a Offences against government and its agents (nec)	123	125	72	75	395	171	134	136	130	571
15b Organisation of crime and conspiracy to commit crime	2	4	3	3	12	2	3	0	0	5
15c Perverting the course of justice	47	39	43	41	170	41	37	40	33	151
15d Offences while in custody, breach of court orders	3,062	3,352	3,541	2,755	12,710	3,068	2,965	2,657	2,484	11,174

10

**Table 2.3b Recorded crime incidents, Group 13 and Group 15, Q1 2010 to Q2 2011**

ICCSq offence group	2010					2011	
	Q1	Q2	Q3	Q4	Total	Q1	Q2
<b>13 Public order and other social code offences</b>	<b>12,486</b>	<b>14,391</b>	<b>14,659</b>	<b>13,428</b>	<b>54,964</b>	<b>12,781</b>	<b>11,846</b>
13a Disorderly conduct	10,704	12,267	12,696	11,690	47,357	11,024	10,165
13b Trespass offences	801	1,136	1,028	821	3,786	894	952
13c Liquor licensing offences	783	753	670	628	2,834	630	570
13d Prostitution offences	24	52	57	72	205	100	44
13e Regulated betting/money collection/trading offences	115	86	110	118	429	67	61
13f Other social code offences (nec)	59	97	98	99	353	66	54
<b>15 Offences against Government, justice procedures and organisation of crime</b>	<b>2,970</b>	<b>3,026</b>	<b>2,672</b>	<b>2,633</b>	<b>11,301</b>	<b>2,550</b>	<b>1,831</b>
15a Offences against government and its agents (nec)	99	118	83	63	363	117	94
15b Organisation of crime and conspiracy to commit crime	5	3	4	6	18	2	4
15c Perverting the course of justice	26	11	27	30	94	22	12
15d Offences while in custody, breach of court orders	2,840	2,894	2,558	2,534	10,826	2,409	1,721

## Background Notes

**Introduction** The Crime Incidents, Quarter 2, 2011 release provides provisional figures for the number of offences recorded by An Garda Síochána, based on the Irish Crime Classification System (ICCS) but excluding elements of Group 4 (*Dangerous or Negligent Acts*), and all of Groups 14 (*Road and Traffic Offences (Not Elsewhere Classified or nec)*) and 16 (*Offences Not Elsewhere Classified*). Figures are provided from Quarter 1, 2008 to Quarter 2, 2011. The information supplied in this report refers only to crime incidents known to An Garda Síochána and recorded as such in the Garda PULSE (Police Using Leading Systems Effectively) system. Because of timing issues with respect to the extraction of data, figures may be revised subsequent to this publication.

**Crime recording** Incidents reported or which become known to members of An Garda Síochána are recorded when, on the balance of probability, a Garda determines that a criminal offence defined by law has taken place, and there is no credible evidence to the contrary. If it is subsequently determined that a criminal offence did not take place, the criminal offence recorded is invalidated and is not counted in the statistics. If a person makes a report and subsequently withdraws it by stating that the criminal act did not take place, then this too is invalidated unless there is evidence to suggest that, by reasonable probability, the offence has taken place.

For criminal offences where victim confirmation is required (e.g. assault, fraud), a criminal offence is recorded only where the victim confirms the offence or where there is evidence to suggest that by reasonable probability it occurred. Another important feature of a recorded offence is that it is based on the date reported to, or that it became known to, the Gardaí. This has major implications for some offence types. Notable amongst these are sexual offences, as it has often been the case that such incidents have been reported to An Garda Síochána many years (sometimes decades) after the event(s). Thus a sexual assault, which occurred in 1960, would be included in the statistics for 2008 if it was first reported in that year.

**Crime classification** A criminal offence is classified as a particular offence type at the initial recording of that offence. However, upon investigation, it may later become apparent that an alternative offence type should be used. In this event, the record is amended to reflect this. Re-classification on the basis of court proceedings only occurs in relation to homicide offences. A murder offence is reclassified as manslaughter when a charge of manslaughter commences or when a murder charge results in a conviction for manslaughter. It is also possible, though more rare, that an incident originally classified as manslaughter may be re-classified as murder. Also, a re-classification to a homicide offence occurs when, for example, a serious assault has been recorded and, some time later, the victim dies as a consequence of the assault.

**General counting rules** Crime counting rules are applied to all criminal offences for the purposes of the statistics. The following are the main rules relevant to the quarterly figures:

**Primary Offence Rule:** Where two or more criminal offences are disclosed in a single episode, it is the primary criminal offence that is counted. The primary offence is that offence which the greater penalty may apply. Where offences have similar penalties, offences against the person take precedence over offences against property for the purpose of determining the primary offence.

**One Offence Counts Per Victim:** One offence counts per victim involved with the exceptions of cheque/credit card fraud and burglary. Under certain circumstances, the cheque/credit card exception necessitates that a series of these offences counts as one crime where the originating bank ultimately suffers the loss. The burglary exception dictates that one burglary offence is counted where property belonging to two or more victims is stolen (or damaged) during a single burglary.

**Continuous Series Involving the Same Victim and Same Offender:** A continuous series of offences against the same victim involving the same offender counts as one offence.

## ICCSq Offence Groups

<b>01 Homicide offences</b>	01a	Murder	Murder
	01b	Manslaughter	Manslaughter
	01c	Infanticide	Infanticide
	01d	Dangerous driving leading to death	Manslaughter (traffic fatality) Dangerous driving causing death
<b>02 Sexual offences</b>	02a	Rape of a male or female	Rape of a male or female Rape Section 4
	02b	Defilement of a boy or girl less than 17 years old	Unlawful carnal knowledge / Criminal law (Sexual Offences Act) 2006 Buggery
	02c	Sexual offence involving mentally impaired person	Sexual offence involving mentally impaired person
	02d	Aggravated sexual assault	Aggravated sexual assault
	02e	Sexual assault (not aggravated)	Sexual assault
	02f	Other sexual offences	Incest Child pornography offences Child pornography – obstruction of warrant Gross indecency
<b>03 Attempts or threats to murder, assaults, harassments and related offences</b>	03a	Murder-attempt	Murder-attempt
	03b	Murder-threat	Murder-threat
	03c	Assault causing harm, poisoning	Assault causing harm Poisoning
	03d	Other assault	Assault or obstruction of Garda/official, resisting arrest Minor assault
	03e	Harassment and related offences	Coercion Harassment, stalking, threats Demanding payment of debt causing alarm Housing Act Menacing phone calls Incitement to hatred offences
<b>04 Dangerous or negligent acts</b>	04a	Dangerous driving causing serious bodily harm	Dangerous driving causing serious bodily harm
	04b	Driving/In charge of a vehicle while over legal alcohol limit	Driving/In charge of a vehicle while over legal alcohol limit
	04c	Driving/In charge of a vehicle under the influence of drugs	Driving/In charge of a vehicle under the influence of drugs
	04f	Endangerment with potential for serious harm or death	Endangerment with potential for serious harm or death
	04g	Abandoning a child, child neglect and cruelty	Abandoning a child, child neglect and cruelty
	04h	Unseaworthy/dangerous use of boat or ship	Unseaworthy/dangerous use of boat or ship
	04i	False alarm/interference with aircraft or air transport facilities	False alarm/interference with aircraft or air transport facilities
	04j	Endangering traffic offences	Endangering traffic offences
<b>05 Kidnapping and related offences</b>	05a	False imprisonment	False imprisonment
	05b	Abduction of person under 16 years of age	Abduction of person under 16 years of age
	05c	Human trafficking offences	Human trafficking offences

<b>06 Robbery, extortion and hijacking offences</b>	06a	Robbery of an establishment or institution	Robbery of an establishment or institution
	06b	Robbery of cash or goods in transit	Robbery of cash or goods in transit
	06c	Robbery from the person	Robbery from the person
	06d	Blackmail or extortion	Blackmail or extortion
	06e	Carjacking, hijacking/unlawful seizure of aircraft/vessel	Carjacking, hijacking/unlawful seizure of aircraft/vessel
<b>07 Burglary and related offences</b>	07a	Aggravated burglary	Aggravated burglary
	07b	Burglary (not aggravated)	Burglary (not aggravated)
	07c	Possession of an article (with intent to burgle, steal, demand)	Possession of an article (with intent to burgle, steal, demand)
<b>08 Theft and related Offences</b>	08a	Theft/Taking of vehicle and related offences	Theft/Unauthorised taking of vehicle Interfering with vehicle (with intent to steal item or vehicle)
	08b	Theft from person	Theft from person
	08c	Theft from shop	Theft from shop
	08d	Other thefts, handling stolen property	Theft from vehicle Theft/ Unauthorised taking of a pedal cycle Theft of, or interference with, mail Handling or possession of stolen property Theft of other property
<b>09 Fraud, deception and related offences</b>	09a	Fraud, deception and related offences	Fraud, deception, false pretence offences Forging an instrument to defraud Possession of an article for use in fraud, deception or extortion Falsification of accounts Offences under the Companies Act Offences under the Investment Intermediaries Act Offences under the Stock Exchange Act Money laundering Embezzlement Fraud against the European Union Importation/Sale/Supply of tobacco Counterfeiting notes and coins Counterfeiting of goods Bad debts criminal (Debtors Ireland) Corruption (involving public office holder)
<b>10 Controlled drug offences</b>	10a	Importation of drugs	Importation of drugs
	10b	Cultivation or manufacture of drugs	Cultivation or manufacture of drugs
	10c	Possession of drugs for sale or supply	Possession of drugs for sale or supply
	10d	Possession of drugs for personal use	Possession of drugs for personal use
	10e	Other drug offences	Forged or altered prescription offences obstruction under the Drugs Act
<b>11 Weapons and explosives offences</b>	11a	Explosives, chemical weapons offences	Causing an explosion Making of explosives Possession of explosives Chemical weapons offences
	11b	Discharging a firearm	Discharging a firearm
	11c	Possession of a firearm	Possession of a firearm
	11d	Offensive weapons offences (nec)	Possession of offensive weapons (not firearms)
	11e	Fireworks offences	Fireworks offences (for sale, igniting etc.)

<b>12 Damage to property and to the environment</b>	12a Arson	Arson
	12b Criminal damage (not arson)	Criminal damage (not arson)
	12c Litter offences	Litter offences
<b>13 Public order and other social code offences</b>	13a Disorderly conduct	Affray/Riot/Violent disorder Public order offences Drunkenness offences Air rage-disruptive or drunken behaviour on aircraft
	13b Trespass offences	Forcible entry and occupation (not burglary) Trespass on lands or enclosed areas
	13c Liquor licensing offences	Liquor licensing offences Registered clubs offences Special restaurant offences Provision of intoxicating liquor to under 18 year olds Purchase or consumption of alcohol by under 18 year olds Sale of intoxicating liquor to under 18 year olds
	13d Prostitution offences	Brothel keeping Organisation of prostitution Prostitution, including soliciting etc.
	13e Regulated betting or money, collection or trading offences	Offences under the Betting Acts Collecting money without permit, unauthorised collection Offences under Gaming and Lotteries Acts Permit/License offences for casual/street trading
	13f Other social code offences (nec)	Allowing a child (under 16 years) to beg Bigamy Bestiality Indecency Begging
<b>15 Offences against Government, justice procedures and organisation of crime</b>	15a Offences against government and its agents (nec)	Treason Breaches of Offences Against the State Acts Breaches of Official Secrets Act Impersonating member of An Garda Síochána Electoral offences including personation Public mischief-annoying phone calls, wasting police time Criminal Assets Bureau offences Non compliance with Garda direction
	15b Organisation of crime and conspiracy to commit crime	Criminal organisation offences (organised crime) Conspiracy to commit a crime
	15c Perverting the course of justice	Perjury Interfering with a jury (embracery) Assisting offenders Public mischief, pervert course of justice, conceal offence

**15 Offences against  
Government,  
justice procedures  
and organisation  
of crime  
(contd)**

15d Offences while in custody,  
breach of court orders

Escape or help to escape from custody  
Prison offences  
Breach of Domestic Violence Order  
(protection, safety, barring)  
Breach of order under Family Law Act  
Breach of bail  
Failure to comply under Sex Offenders  
Act  
Other failure to comply with court order,  
jury summons, warrant etc.