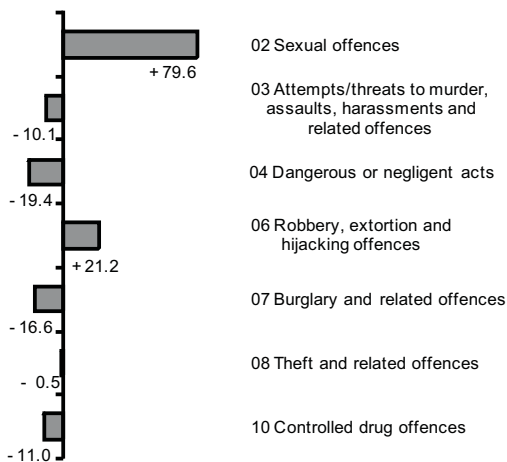




## Recorded Crime

Quarter 3 2010

Figure 1: Percentage change between Q3 2009 and Q3 2010 for selected offence groups



### Dangerous and Negligent Acts down almost a fifth

When comparing Quarter 3 2010 (Q3 2010) with Quarter 3 2009, Group 04 *Dangerous or Negligent Acts* offences fell by 19.4%. Falls were also observed in other groups, including Group 07 *Burglary and Related Offences* (-16.6%), Group 10 *Controlled Drug Offences* (-11.0%) and Group 03 *Attempts or Threats to Murder, Assaults, Harassments and Related Offences* (-10.1%). Group 06 *Robbery, Extortion and Hijacking Offences* rose by 21.2% while Group 09 *Fraud, Deception and Related Offences* increased slightly (+1.0%). See figure 1.

When comparing the 12-month period ending in Q3 2010 with that ending in Q3 2009, Group 06 *Robbery, Extortion and Hijacking Offences* rose by 25.0%, while recorded Group 12 *Damage to Property and to the Environment* decreased by 9.3%, and Group 04 *Dangerous or Negligent Acts* offences decreased by over a quarter (-25.8%).

The rise in the number of recorded Sexual Offences in the first nine months of 2010 is mainly due to an on-going review of all cases involving alleged sexual offences reported to An Garda Síochána. Some of these offences will have occurred at some distance in the past but are represented on the date of reclassification. This review is being undertaken in conjunction with the Garda Síochána policy on the investigation of sexual crime, which was introduced in April 2010. Please see the Background Notes for further information on crime recording.

### Group 01 - Homicides

There were 11 recorded *Murder* offences in Q3 2010, representing a decrease of 1 (-8.3%) on the same quarter in 2009. For the 12-month period ending in Q3 2010, there was also a decrease (-13.3%) in the number of these offences, from 60 to 52, when compared with the same period ending in Q3 2009.

### Group 02 - Sexual Offences

The number of recorded offences in this group increased (+79.6%) from 338 in Q3 2009 to 607 in Q3 2010. Also, when considering the 12-month period ending in Q3 2010, there was an increase of over a half (+54.1%) when compared with the previous 12 months. In this time period *Sexual assault (not aggravated)* offences rose from 877 to 1,483, an increase of almost 70%. However, as noted above, caution should be used in interpreting these increases.

### Group 03 - Attempts/Threats to Murder, Assaults, Harassments and Related Offences

The number of *Harassment and related offences* decreased by over 12% from 635 in Q3 2009 to 558 in Q3 2010. The largest number of offences in this group was recorded under *Other assault*, which fell from 11,977 in the 12-month period ending in September 2009 to 11,018 in the 12-months ending in September 2010.

### Group 04 - Dangerous or Negligent Acts

In Q3 2010, recorded *Dangerous or Negligent Acts* offences decreased by almost twenty percent (-19.4%) to 3,000 when compared with Q3 2009. This decrease mainly relates to *Driving/In charge of a vehicle while over legal alcohol limit* offences, which decreased from 3,288 (Q3 2009) to 2,776 (Q3 2010), a decrease of 15.6%.

For more information, contact Tim Linehan at 021 453 5264 or Tricia Brew at 021 453 5490.

Published by the Central Statistics Office, Ireland.

Ardee Road  
Dublin 6  
Ireland

Shehard Road  
Cork  
Ireland

LoCall: 1890 313 414 (ROI)  
0870 8760256 (UK/NL)

Tel: +353 1 498 4000  
Fax: +353 1 498 4229

Tel: +353 21 453 5000  
Fax: +353 21 453 5294

Both offices may be contacted through any of these telephone numbers.

CSO on the Web: [www.cso.ie](http://www.cso.ie)  
and go to

People and Society: Crime and Justice

Director General: Gerard O'Hanlon

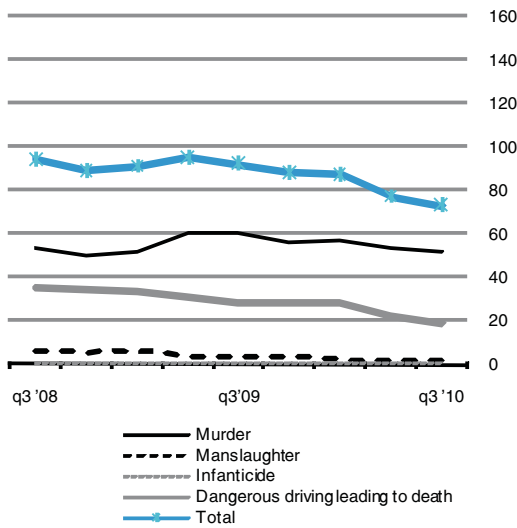
Enquiries:

Crime Statistics  
Crime Statistics Section,  
ext 5264, 5716  
Email [crime@cso.ie](mailto:crime@cso.ie)

Queries and Sales  
Information Section, ext 5021  
[information@cso.ie](mailto:information@cso.ie)

© Central Statistics Office  
The contents of this release may be quoted provided the source is given clearly and accurately. Reproduction for own or internal use is permitted.

**Figure 2: Annualised total homicide offences, Q3 2008 to Q3 2010**



### Group 05 - Kidnapping and Related Offences

There was a decrease of 16 (-39.0%) offences in this group between Q3 2009 and Q3 2010. *False imprisonment* offences fell from 21 to 15 in this time period. *Human trafficking offences* decreased to 30 in the 12-month period ending in September 2010, from 46 in the 12-month period ending in September 2009.

### Group 06 - Robbery, Extortion and Hijacking Offences

The quarterly figure for *Robbery, Extortion and Hijacking Offences* rose by over a fifth (+21.2%), from 589 in Q3 2009 to 714 in Q3 2010. There were 1,783 recorded offences of *Robbery from the person* in the 12-month period ending in September 2010, a rise of 45.3% on the corresponding period ending in September 2009.

### Group 07 - Burglary and Related Offences

In Q3 2010, there were 6,016 recorded *Burglary and related offences* representing a decrease of 1,194 (-16.6%) on the number recorded in Q3 2009. However the annualised total for these offences, up to end of Q3 2010, saw a smaller percentage decrease of 2.9% over the 12 month period to end of Q3 2009. *Aggravated burglary* offences decreased by 37 (-10.1%) in this 12-month period. The annualised totals for *Burglary and related Offences* are shown in figure 3.

### Group 08 - Theft and Related Offences

*Theft and Related Offences* decreased slightly (-0.5%) between Q3 2009 and Q3 2010. *Theft/taking of vehicle and related offences* decreased by over 14% from 3,252 to 2,787 between these two quarters. The annualised figure for *Theft/taking of vehicle and related offences* decreased by 2,155 (-15.8%) from 13,666 to 11,511 in the 12-month period prior to the end of Q3 2010.

### Group 09 - Fraud, Deception and Related Offences

There were 1,189 recorded *Fraud, Deception and Related Offences* in Q3 2010. This was an increase of 12 (+1.0%) on the same period in Q3 2009. In the 12-month period ending in Q3 2010, *Fraud, Deception and Related Offences* decreased by 4.8% when compared with the corresponding period ending in Q3 2009, from 5,095 to 4,851.

### Group 10 - Controlled Drug Offences

In Q3 2010, there were 5,326 recorded *Controlled Drug Offences*, a decrease of 11.0% on the Q3 2009 total. *Cultivation or manufacture of drugs* offences more than doubled from 80 to 191 between Q3 2009 and Q3 2010. There were 3,807 recorded offences of *Possession of drugs for personal use* offences in Q3 2010, a decrease of 17.4% on the corresponding figure in Q3 2009.

### Group 11 - Weapons and Explosives Offences

There were 936 offences in Group 11 *Weapons and Explosives Offences*, in Q3 2010, a decrease of 8.2% on Q3 2009. *Offensive weapons offences (nec)* fell from 811 in Q3 2009 to 755 in Q3 2010, a decrease of almost 7%. The number of *Fireworks offences* rose from 302 for the twelve-month period ending in Q3 2009 to 416 for the same period ending in Q3 2010, an increase of 37.7%.

### Group 12 - Damage to Property and to the Environment

Recorded *Arson* offences decreased by over 20% from 811 in Q3 2009 to 642 in Q3 2010. The largest number of offences recorded in this group was for *Criminal damage (not arson)*. These offences decreased by 7.4% from 9,787 in Q3 2009 to 9,063 in Q3 2010.

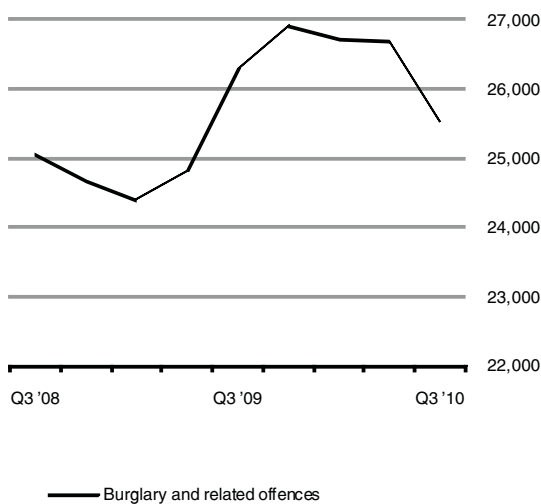
### Group 13 - Public Order and other Social Code Offences

Recorded *Liquor licencing offences* fell by 16.3% from 815 in Q3 2009 to 682 in Q3 2010. The most frequently occurring offences in Group 13 were under *Disorderly conduct*, which fell from 12,741 in Q3 2009 to 12,530 in Q3 2010. This is equivalent to approximately 139 *Disorderly conduct* offences a day in Q3 2010.

### Group 15 - Offences against Government, Justice Procedures and Organisation of Crime

There were 2,072 *Offences against Government, Justice Procedures and Organisation of Crime* recorded in Q3 2010, a decrease of almost 27% when compared with the same period in 2009.

**Figure 3: Annualised total burglary and related offences, Q3 2008 to Q3 2010**



## Tables

**Table 1 Recorded crime incidents classified by offence group, Quarter 3 (Q3) and annualised total<sup>1</sup>, 2009 and 2010**

| ICCSq offence group   | Q3           |              |             |               | Annualised total to Q3 |               |               |               |
|---|--------------|--------------|-------------|---------------|------------------------|---------------|---------------|---------------|
|   | 2009         | 2010         | Change      | %<br>Change   | 2009                   | 2010          | Change        | %<br>Change   |
| <b>01 Homicide offences</b>   | <b>17</b>    | <b>13</b>    | <b>- 4</b>  | <b>- 23.5</b> | <b>92</b>              | <b>73</b>     | <b>- 19</b>   | <b>- 20.7</b> |
| 01a Murder  | 12           | 11           | - 1         | - 8.3         | 60                     | 52            | - 8           | - 13.3        |
| 01b Manslaughter  | 0            | 0            | 0           | 0.0           | 4                      | 2             | - 2           | - 50.0        |
| 01c Infanticide   | 0            | 0            | 0           | -             | 0                      | 0             | 0             | -             |
| 01d Dangerous driving leading to death  | 5            | 2            | - 3         | - 60.0        | 28                     | 19            | - 9           | - 32.1        |
| <b>02 Sexual offences</b>   | <b>338</b>   | <b>607</b>   | <b>+269</b> | <b>+ 79.6</b> | <b>1,460</b>           | <b>2,250</b>  | <b>+790</b>   | <b>+ 54.1</b> |
| 02a Rape of a male or female  | 98           | 128          | + 30        | + 30.6        | 376                    | 436           | + 60          | + 16.0        |
| 02b Defilement of a boy or girl less than 17 years old                              | 22           | 33           | + 11        | + 50.0        | 107                    | 144           | + 37          | + 34.6        |
| 02c Sexual offence involving mentally impaired person                               | 0            | 4            | + 4         | -             | 7                      | 15            | + 8           | +114.3        |
| 02d Aggravated sexual assault   | 2            | 2            | 0           | 0.0           | 11                     | 8             | - 3           | - 27.3        |
| 02e Sexual assault (not aggravated)   | 198          | 379          | +181        | + 91.4        | 877                    | 1,483         | +606          | + 69.1        |
| 02f Other sexual offences   | 18           | 61           | + 43        | +238.9        | 82                     | 164           | + 82          | +100.0        |
| <b>03 Attempts or threats to murder, assaults, harassments and related offences</b> | <b>4,763</b> | <b>4,284</b> | <b>-479</b> | <b>- 10.1</b> | <b>18,614</b>          | <b>17,308</b> | <b>-1,306</b> | <b>- 7.0</b>  |
| 03a Murder-attempt  | 3            | 1            | - 2         | - 66.7        | 7                      | 4             | - 3           | - 42.9        |
| 03b Murder-threat   | 56           | 79           | + 23        | + 41.1        | 212                    | 330           | +118          | + 55.7        |
| 03c Assault causing harm, poisoning   | 969          | 936          | - 33        | - 3.4         | 3,829                  | 3,666         | -163          | - 4.3         |
| 03d Other assault   | 3,100        | 2,710        | -390        | - 12.6        | 11,977                 | 11,018        | -959          | - 8.0         |
| 03e Harassment and related offences   | 635          | 558          | - 77        | - 12.1        | 2,589                  | 2,290         | -299          | - 11.5        |
| <b>04 Dangerous or negligent acts</b>   | <b>3,721</b> | <b>3,000</b> | <b>-721</b> | <b>- 19.4</b> | <b>17,023</b>          | <b>12,633</b> | <b>-4,390</b> | <b>- 25.8</b> |
| 04a Dangerous driving causing serious bodily harm                                   | 5            | 2            | - 3         | - 60.0        | 19                     | 12            | - 7           | - 36.8        |
| 04b Driving/In charge of a vehicle while over legal alcohol limit                   | 3,288        | 2,776        | -512        | - 15.6        | 15,155                 | 11,280        | -3,875        | - 25.6        |
| 04c Driving/In charge of a vehicle under the influence of drugs                     | 214          | 83           | -131        | - 61.2        | 965                    | 565           | -400          | - 41.5        |
| 04f Endangerment with potential for serious harm or death                           | 18           | 16           | - 2         | - 11.1        | 62                     | 49            | - 13          | - 21.0        |
| 04g Abandoning a child, child neglect and cruelty                                   | 133          | 58           | - 75        | - 56.4        | 551                    | 476           | - 75          | - 13.6        |
| 04h Unseaworthy/dangerous use of boat or ship                                       | 1            | 2            | + 1         | +100.0        | 3                      | 3             | 0             | 0.0           |
| 04i False alarm/interference with aircraft or air transport facilities              | 7            | 3            | - 4         | - 57.1        | 28                     | 8             | - 20          | - 71.4        |
| 04j Endangering traffic offences  | 55           | 60           | + 5         | + 9.1         | 240                    | 240           | 0             | 0.0           |
| <b>05 Kidnapping and related offences</b>   | <b>41</b>    | <b>25</b>    | <b>- 16</b> | <b>- 39.0</b> | <b>141</b>             | <b>129</b>    | <b>- 12</b>   | <b>- 8.5</b>  |
| 05a False imprisonment  | 21           | 15           | - 6         | - 28.6        | 82                     | 80            | - 2           | - 2.4         |
| 05b Abduction of person under 16 years of age                                       | 5            | 6            | + 1         | + 20.0        | 13                     | 19            | + 6           | + 46.2        |
| 05c Human trafficking offences  | 15           | 4            | - 11        | - 73.3        | 46                     | 30            | - 16          | - 34.8        |
| <b>06 Robbery, extortion and hijacking offences</b>                                 | <b>589</b>   | <b>714</b>   | <b>+125</b> | <b>+ 21.2</b> | <b>2,367</b>           | <b>2,958</b>  | <b>+591</b>   | <b>+ 25.0</b> |
| 06a Robbery of an establishment or institution                                      | 194          | 186          | - 8         | - 4.1         | 993                    | 1,016         | + 23          | + 2.3         |
| 06b Robbery of cash or goods in transit   | 6            | 5            | - 1         | - 16.7        | 20                     | 23            | + 3           | + 15.0        |
| 06c Robbery from the person   | 352          | 489          | +137        | + 38.9        | 1,227                  | 1,783         | +556          | + 45.3        |
| 06d Blackmail or extortion  | 5            | 7            | + 2         | + 40.0        | 16                     | 28            | + 12          | + 75.0        |
| 06e Carjacking, hijacking/unlawful seizure of aircraft/vessel                       | 32           | 27           | - 5         | - 15.6        | 111                    | 108           | - 3           | - 2.7         |

<sup>1</sup> The annualised figure for a given quarter is the total number of crimes recorded in the 12 months prior to end of that quarter.

**Table 1 (contd.) Recorded crime incidents classified by offence group, Quarter 3 (Q3) and annualised total<sup>1</sup>, 2009 and 2010**

| ICCSq offence group   | Q3            |               |               |               | Annualised total to Q3 |               |               |               |
|---|---------------|---------------|---------------|---------------|------------------------|---------------|---------------|---------------|
|   | 2009          | 2010          | Change        | %<br>Change   | 2009                   | 2010          | Change        | %<br>Change   |
| <b>07 Burglary and related offences</b>   | <b>7,210</b>  | <b>6,016</b>  | <b>-1,194</b> | <b>- 16.6</b> | <b>26,273</b>          | <b>25,511</b> | <b>-762</b>   | <b>- 2.9</b>  |
| 07a Aggravated burglary   | 92            | 79            | - 13          | - 14.1        | 368                    | 331           | - 37          | - 10.1        |
| 07b Burglary (not aggravated)   | 7,005         | 5,797         | -1,208        | - 17.2        | 25,507                 | 24,702        | -805          | - 3.2         |
| 07c Possession of an article<br>(with intent to burgle, steal, demand)              | 113           | 140           | + 27          | + 23.9        | 398                    | 478           | + 80          | + 20.1        |
| <b>08 Theft and related Offences</b>  | <b>19,998</b> | <b>19,908</b> | <b>- 90</b>   | <b>- 0.5</b>  | <b>77,259</b>          | <b>76,624</b> | <b>-635</b>   | <b>- 0.8</b>  |
| 08a Theft/Taking of vehicle and related offences                                    | 3,252         | 2,787         | -465          | - 14.3        | 13,666                 | 11,511        | -2,155        | - 15.8        |
| 08b Theft from person   | 651           | 691           | + 40          | + 6.1         | 2,688                  | 2,917         | +229          | + 8.5         |
| 08c Theft from shop   | 5,146         | 5,261         | +115          | + 2.2         | 20,710                 | 20,953        | +243          | + 1.2         |
| 08d Other thefts, handling stolen property  | 10,949        | 11,169        | +220          | + 2.0         | 40,195                 | 41,243        | +1,048        | + 2.6         |
| <b>09 Fraud, deception and related offences</b>                                     | <b>1,177</b>  | <b>1,189</b>  | <b>+ 12</b>   | <b>+ 1.0</b>  | <b>5,095</b>           | <b>4,851</b>  | <b>-244</b>   | <b>- 4.8</b>  |
| 09a Fraud, deception and related offences   | 1,177         | 1,189         | + 12          | + 1.0         | 5,095                  | 4,851         | -244          | - 4.8         |
| <b>10 Controlled drug offences</b>  | <b>5,986</b>  | <b>5,326</b>  | <b>-660</b>   | <b>- 11.0</b> | <b>23,012</b>          | <b>20,164</b> | <b>-2,848</b> | <b>- 12.4</b> |
| 10a Importation of drugs  | 9             | 9             | 0             | 0.0           | 52                     | 34            | - 18          | - 34.6        |
| 10b Cultivation or manufacture of drugs   | 80            | 191           | +111          | +138.8        | 254                    | 458           | +204          | + 80.3        |
| 10c Possession of drugs for sale or supply  | 1,073         | 1,125         | + 52          | + 4.8         | 4,091                  | 4,120         | + 29          | + 0.7         |
| 10d Possession of drugs for personal use  | 4,610         | 3,807         | -803          | - 17.4        | 17,788                 | 14,793        | -2,995        | - 16.8        |
| 10e Other drug offences   | 214           | 194           | - 20          | - 9.3         | 827                    | 759           | - 68          | - 8.2         |
| <b>11 Weapons and explosives offences</b>   | <b>1,020</b>  | <b>936</b>    | <b>- 84</b>   | <b>- 8.2</b>  | <b>4,027</b>           | <b>3,976</b>  | <b>- 51</b>   | <b>- 1.3</b>  |
| 11a Explosives, chemical weapons offences   | 15            | 7             | - 8           | - 53.3        | 53                     | 41            | - 12          | - 22.6        |
| 11b Discharging a firearm   | 56            | 38            | - 18          | - 32.1        | 245                    | 165           | - 80          | - 32.7        |
| 11c Possession of a firearm   | 113           | 90            | - 23          | - 20.4        | 407                    | 387           | - 20          | - 4.9         |
| 11d Offensive weapons offences (nec)  | 811           | 755           | - 56          | - 6.9         | 3,020                  | 2,967         | - 53          | - 1.8         |
| 11e Fireworks offences  | 25            | 46            | + 21          | + 84.0        | 302                    | 416           | +114          | + 37.7        |
| <b>12 Damage to property and to the environment</b>                                 | <b>10,640</b> | <b>9,744</b>  | <b>-896</b>   | <b>- 8.4</b>  | <b>43,337</b>          | <b>39,319</b> | <b>-4,018</b> | <b>- 9.3</b>  |
| 12a Arson   | 811           | 642           | -169          | - 20.8        | 2,852                  | 2,550         | -302          | - 10.6        |
| 12b Criminal damage (not arson)   | 9,787         | 9,063         | -724          | - 7.4         | 40,246                 | 36,561        | -3,685        | - 9.2         |
| 12c Litter offences   | 42            | 39            | - 3           | - 7.1         | 239                    | 208           | - 31          | - 13.0        |
| <b>13 Public order and other social code offences</b>                               | <b>14,749</b> | <b>14,476</b> | <b>-273</b>   | <b>- 1.9</b>  | <b>58,333</b>          | <b>55,125</b> | <b>-3,208</b> | <b>- 5.5</b>  |
| 13a Disorderly conduct  | 12,741        | 12,530        | -211          | - 1.7         | 50,537                 | 47,351        | -3,186        | - 6.3         |
| 13b Trespass offences   | 986           | 1,012         | + 26          | + 2.6         | 3,647                  | 3,846         | +199          | + 5.5         |
| 13c Liquor licensing offences   | 815           | 682           | -133          | - 16.3        | 3,327                  | 3,031         | -296          | - 8.9         |
| 13d Prostitution offences   | 17            | 57            | + 40          | +235.3        | 100                    | 157           | + 57          | + 57.0        |
| 13e Regulated betting or money,<br>collection or trading offences                   | 130           | 102           | - 28          | - 21.5        | 439                    | 430           | - 9           | - 2.1         |
| 13f Other social code offences (nec)  | 60            | 93            | + 33          | + 55.0        | 283                    | 310           | + 27          | + 9.5         |
| <b>15 Offences against Government, justice procedures and organisation of crime</b> | <b>2,833</b>  | <b>2,072</b>  | <b>-761</b>   | <b>- 26.9</b> | <b>12,129</b>          | <b>10,414</b> | <b>-1,715</b> | <b>- 14.1</b> |
| 15a Offences against government and<br>its agents (nec)                             | 136           | 77            | - 59          | - 43.4        | 516                    | 420           | - 96          | - 18.6        |
| 15b Organisation of crime and conspiracy<br>to commit crime                         | 0             | 4             | + 4           | -             | 8                      | 12            | + 4           | + 50.0        |
| 15c Perverting the course of justice  | 40            | 24            | -16           | -40.0         | 159                    | 91            | - 68          | - 42.8        |
| 15d Offences while in custody,<br>breach of court orders                            | 2,657         | 1,967         | -690          | - 26.0        | 11,446                 | 9,891         | -1,555        | - 13.6        |

<sup>1</sup> The annualised figure for a given quarter is the total number of crimes recorded in the 12 months prior to end of that quarter.

**Table 2.1a Recorded crime incidents, Group 01 to Group 05, Q1 2007 to Q4 2008**

| ICCSq offence group   | 2007             |              |              |              |               | 2008         |              |              |              |               |
|---|------------------|--------------|--------------|--------------|---------------|--------------|--------------|--------------|--------------|---------------|
|   | Q1               | Q2           | Q3           | Q4           | Total         | Q1           | Q2           | Q3           | Q4           | Total         |
| <b>01 Homicide offences</b>   | <b>32</b>        | <b>44</b>    | <b>30</b>    | <b>26</b>    | <b>132</b>    | <b>23</b>    | <b>20</b>    | <b>21</b>    | <b>89</b>    | <b>89</b>     |
| 01a Murder  | 13               | 22           | 22           | 20           | 77            | 13           | 8            | 12           | 17           | 50            |
| 01b Manslaughter  | 0                | 5            | 0            | 2            | 7             | 1            | 3            | 0            | 1            | 5             |
| 01c Infanticide   | 0                | 0            | 1            | 0            | 1             | 0            | 0            | 0            | 0            | 0             |
| 01d Dangerous driving leading to death  | 19               | 17           | 7            | 4            | 47            | 9            | 14           | 8            | 3            | 34            |
| <b>02 Sexual offences</b>   | <b>384</b>       | <b>337</b>   | <b>355</b>   | <b>290</b>   | <b>1,366</b>  | <b>437</b>   | <b>340</b>   | <b>337</b>   | <b>293</b>   | <b>1,407</b>  |
| 02a Rape of a male or female  | 87               | 92           | 96           | 82           | 357           | 81           | 81           | 110          | 76           | 348           |
| 02b Defilement of a boy or girl less than 17 years old                              | 25               | 15           | 21           | 11           | 72            | 25           | 16           | 17           | 18           | 76            |
| 02c Sexual offence involving mentally impaired person                               | 6                | 2            | 2            | 2            | 12            | 1            | 3            | 0            | 3            | 7             |
| 02d Aggravated sexual assault   | 2                | 7            | 6            | 2            | 17            | 0            | 2            | 6            | 5            | 13            |
| 02e Sexual assault (not aggravated)   | 231              | 205          | 200          | 173          | 809           | 311          | 221          | 182          | 177          | 891           |
| 02f Other sexual offences   | 33               | 16           | 30           | 20           | 99            | 19           | 17           | 22           | 14           | 72            |
| <b>03 Attempts or threats to murder, assaults, harassments and related offences</b> | <b>4,122</b>     | <b>4,362</b> | <b>4,485</b> | <b>4,697</b> | <b>17,666</b> | <b>4,753</b> | <b>4,986</b> | <b>4,831</b> | <b>4,580</b> | <b>19,150</b> |
| 03a Murder-attempt  | 1                | 0            | 2            | 2            | 5             | 0            | 3            | 6            | 1            | 10            |
| 03b Murder-threat   | 40               | 32           | 49           | 40           | 161           | 52           | 57           | 44           | 48           | 201           |
| 03c Assault causing harm, poisoning   | 923              | 997          | 988          | 1,003        | 3,911         | 979          | 996          | 901          | 974          | 3,850         |
| 03d Other assault   | 2,523            | 2,759        | 2,895        | 3,059        | 11,236        | 2,962        | 3,199        | 3,244        | 2,931        | 12,336        |
| 03e Harassment and related offences   | 635              | 574          | 551          | 593          | 2,353         | 760          | 731          | 636          | 626          | 2,753         |
| <b>04 Dangerous or negligent acts</b>   | <b>5,007</b>     | <b>5,314</b> | <b>5,391</b> | <b>5,297</b> | <b>21,009</b> | <b>5,190</b> | <b>5,022</b> | <b>4,560</b> | <b>4,815</b> | <b>19,587</b> |
| 04a Dangerous driving causing serious bodily harm                                   | 6                | 9            | 7            | 3            | 25            | 8            | 5            | 2            | 2            | 17            |
| 04b Driving/In charge of a vehicle while over legal alcohol limit                   | 4,805            | 4,980        | 5,067        | 4,970        | 19,822        | 4,824        | 4,617        | 4,136        | 4,363        | 17,940        |
| 04c Driving/In charge of a vehicle under the influence of drugs                     | 37               | 64           | 61           | 108          | 270           | 134          | 155          | 201          | 238          | 728           |
| 04f Endangerment with potential for serious harm/death                              | 11               | 27           | 16           | 14           | 68            | 12           | 16           | 13           | 9            | 50            |
| 04g Abandoning a child, child neglect and cruelty                                   | 98               | 174          | 186          | 128          | 586           | 118          | 171          | 145          | 132          | 566           |
| 04h Unseaworthy/dangerous use of boat or ship                                       | 0                | 0            | 1            | 0            | 1             | 1            | 1            | 0            | 0            | 2             |
| 04i False alarm/interference with aircraft or air transport facilities              | 3                | 1            | 5            | 12           | 21            | 8            | 15           | 9            | 9            | 41            |
| 04j Endangering traffic offences  | 47               | 59           | 48           | 62           | 216           | 85           | 42           | 54           | 62           | 243           |
| <b>05 Kidnapping and related offences</b>   | <b>24</b>        | <b>26</b>    | <b>26</b>    | <b>30</b>    | <b>106</b>    | <b>18</b>    | <b>16</b>    | <b>21</b>    | <b>22</b>    | <b>77</b>     |
| 05a False imprisonment  | 22               | 23           | 21           | 24           | 90            | 14           | 14           | 16           | 15           | 59            |
| 05b Abduction of person under 16 years of age                                       | 2                | 3            | 5            | 6            | 16            | 4            | 2            | 1            | 4            | 11            |
| 05c Human trafficking offences  | n/a <sup>1</sup> | n/a          | n/a          | n/a          | n/a           | n/a          | n/a          | 4            | 3            | 7             |

<sup>1</sup> Data is not available prior to Q3 2008

**Table 2.1b Recorded crime incidents, Group 01 to Group 05, Q1 2009 to Q3 2010**

| ICCSq offence group   | 2009         |              |              |              |               | 2010         |              |              |
|---|--------------|--------------|--------------|--------------|---------------|--------------|--------------|--------------|
|   | Q1           | Q2           | Q3           | Q4           | Total         | Q1           | Q2           | Q3           |
| <b>01 Homicide offences</b>   | <b>25</b>    | <b>29</b>    | <b>17</b>    | <b>17</b>    | <b>88</b>     | <b>24</b>    | <b>19</b>    | <b>13</b>    |
| 01a Murder  | 15           | 16           | 12           | 13           | 56            | 16           | 12           | 11           |
| 01b Manslaughter  | 2            | 1            | 0            | 1            | 4             | 0            | 1            | 0            |
| 01c Infanticide   | 0            | 0            | 0            | 0            | 0             | 0            | 0            | 0            |
| 01d Dangerous driving leading to death  | 8            | 12           | 5            | 3            | 28            | 8            | 6            | 2            |
| <b>02 Sexual offences</b>   | <b>443</b>   | <b>386</b>   | <b>338</b>   | <b>315</b>   | <b>1,482</b>  | <b>676</b>   | <b>652</b>   | <b>607</b>   |
| 02a Rape of a male or female  | 113          | 89           | 98           | 77           | 377           | 116          | 115          | 128          |
| 02b Defilement of a boy or girl less than 17 years old                              | 45           | 22           | 22           | 15           | 104           | 46           | 50           | 33           |
| 02c Sexual offence involving mentally impaired person                               | 1            | 3            | 0            | 4            | 8             | 3            | 4            | 4            |
| 02d Aggravated sexual assault   | 1            | 3            | 2            | 2            | 8             | 4            | 0            | 2            |
| 02e Sexual assault (not aggravated)   | 260          | 242          | 198          | 195          | 895           | 475          | 434          | 379          |
| 02f Other sexual offences   | 23           | 27           | 18           | 22           | 90            | 32           | 49           | 61           |
| <b>03 Attempts or threats to murder, assaults, harassments and related offences</b> | <b>4,543</b> | <b>4,728</b> | <b>4,763</b> | <b>4,319</b> | <b>18,353</b> | <b>4,252</b> | <b>4,453</b> | <b>4,284</b> |
| 03a Murder-attempt  | 2            | 1            | 3            | 1            | 7             | 1            | 1            | 1            |
| 03b Murder-threat   | 53           | 55           | 56           | 61           | 225           | 87           | 103          | 79           |
| 03c Assault causing harm, poisoning   | 894          | 992          | 969          | 878          | 3,733         | 902          | 950          | 936          |
| 03d Other assault   | 2,910        | 3,036        | 3,100        | 2,801        | 11,847        | 2,646        | 2,861        | 2,710        |
| 03e Harassment and related offences   | 684          | 644          | 635          | 578          | 2,541         | 616          | 538          | 558          |
| <b>04 Dangerous or negligent acts</b>   | <b>4,242</b> | <b>4,245</b> | <b>3,721</b> | <b>3,324</b> | <b>15,532</b> | <b>3,072</b> | <b>3,237</b> | <b>3,000</b> |
| 04a Dangerous driving causing serious bodily harm                                   | 8            | 4            | 5            | 1            | 18            | 6            | 3            | 2            |
| 04b Driving/In charge of a vehicle while over legal alcohol limit                   | 3,735        | 3,769        | 3,288        | 2,979        | 13,771        | 2,637        | 2,888        | 2,776        |
| 04c Driving/In charge of a vehicle under the influence of drugs                     | 256          | 257          | 214          | 164          | 891           | 171          | 147          | 83           |
| 04f Endangerment with potential for serious harm/death                              | 24           | 11           | 18           | 12           | 65            | 10           | 11           | 16           |
| 04g Abandoning a child, child neglect and cruelty                                   | 150          | 136          | 133          | 101          | 520           | 180          | 137          | 58           |
| 04h Unseaworthy/dangerous use of boat or ship                                       | 0            | 2            | 1            | 0            | 3             | 0            | 1            | 2            |
| 04i False alarm/interference with aircraft or air transport facilities              | 6            | 6            | 7            | 2            | 21            | 1            | 2            | 3            |
| 04j Endangering traffic offences  | 63           | 60           | 55           | 65           | 243           | 67           | 48           | 60           |
| <b>05 Kidnapping and related offences</b>   | <b>40</b>    | <b>38</b>    | <b>41</b>    | <b>27</b>    | <b>146</b>    | <b>33</b>    | <b>44</b>    | <b>25</b>    |
| 05a False imprisonment  | 27           | 19           | 21           | 17           | 84            | 22           | 26           | 15           |
| 05b Abduction of person under 16 years of age                                       | 2            | 2            | 5            | 4            | 13            | 5            | 4            | 6            |
| 05c Human trafficking offences  | 11           | 17           | 15           | 6            | 49            | 6            | 14           | 4            |

**Table 2.2a Recorded crime incidents, Group 06 to Group 12, Q1 2007 to Q4 2008**

| ICCSq offence group   | 2007          |               |               |               |               | 2008          |               |               |               |               |
|---|---------------|---------------|---------------|---------------|---------------|---------------|---------------|---------------|---------------|---------------|
|   | Q1            | Q2            | Q3            | Q4            | Total         | Q1            | Q2            | Q3            | Q4            | Total         |
| <b>06 Robbery, extortion and hijacking offences</b>                 | <b>573</b>    | <b>468</b>    | <b>565</b>    | <b>565</b>    | <b>2,171</b>  | <b>655</b>    | <b>552</b>    | <b>567</b>    | <b>525</b>    | <b>2,299</b>  |
| 06a Robbery of an establishment or institution                      | 241           | 150           | 185           | 238           | 814           | 267           | 193           | 182           | 227           | 869           |
| 06b Robbery of cash or goods in transit                             | 7             | 4             | 2             | 7             | 20            | 4             | 5             | 12            | 5             | 26            |
| 06c Robbery from the person   | 304           | 300           | 356           | 296           | 1,256         | 354           | 316           | 333           | 263           | 1,266         |
| 06d Blackmail or extortion  | 6             | 6             | 4             | 4             | 20            | 7             | 6             | 6             | 3             | 22            |
| 06e Carjacking, hijacking/unlawful seizure of aircraft/vessel       | 15            | 8             | 18            | 20            | 61            | 23            | 32            | 34            | 27            | 116           |
| <b>07 Burglary and related offences</b>                             | <b>5,878</b>  | <b>5,087</b>  | <b>5,798</b>  | <b>6,840</b>  | <b>23,603</b> | <b>6,631</b>  | <b>5,839</b>  | <b>5,747</b>  | <b>6,466</b>  | <b>24,683</b> |
| 07a Aggravated burglary   | 63            | 46            | 74            | 72            | 255           | 82            | 83            | 63            | 97            | 325           |
| 07b Burglary (not aggravated)                                       | 5,742         | 4,974         | 5,638         | 6,698         | 23,052        | 6,437         | 5,651         | 5,555         | 6,291         | 23,934        |
| 07c Possession of an article (with intent to burgle, steal, demand) | 73            | 67            | 86            | 70            | 296           | 112           | 105           | 129           | 78            | 424           |
| <b>08 Theft and related offences</b>                                | <b>18,105</b> | <b>18,841</b> | <b>19,397</b> | <b>18,847</b> | <b>75,190</b> | <b>18,830</b> | <b>20,081</b> | <b>19,348</b> | <b>18,603</b> | <b>76,862</b> |
| 08a Theft/Taking of vehicle and related offences                    | 3,453         | 3,253         | 3,391         | 3,434         | 13,531        | 3,577         | 3,569         | 3,695         | 3,466         | 14,307        |
| 08b Theft from person   | 738           | 694           | 801           | 708           | 2,941         | 761           | 1,059         | 748           | 718           | 3,286         |
| 08c Theft from shop   | 4,506         | 4,702         | 4,671         | 4,986         | 18,865        | 4,789         | 5,105         | 5,039         | 5,165         | 20,098        |
| 08d Other thefts, handling stolen property                          | 9,408         | 10,192        | 10,534        | 9,719         | 39,853        | 9,703         | 10,348        | 9,866         | 9,254         | 39,171        |
| <b>09 Fraud, deception and related offences</b>                     | <b>1,560</b>  | <b>1,304</b>  | <b>1,485</b>  | <b>1,509</b>  | <b>5,858</b>  | <b>1,402</b>  | <b>1,435</b>  | <b>1,317</b>  | <b>1,256</b>  | <b>5,410</b>  |
| 09a Fraud, deception and related offences                           | 1,560         | 1,304         | 1,485         | 1,509         | 5,858         | 1,402         | 1,435         | 1,317         | 1,256         | 5,410         |
| <b>10 Controlled drug offences</b>                                  | <b>3,966</b>  | <b>4,863</b>  | <b>5,191</b>  | <b>4,534</b>  | <b>18,554</b> | <b>5,241</b>  | <b>5,718</b>  | <b>6,833</b>  | <b>5,613</b>  | <b>23,405</b> |
| 10a Importation of drugs  | 15            | 10            | 13            | 16            | 54            | 20            | 12            | 18            | 17            | 67            |
| 10b Cultivation or manufacture of drugs                             | 25            | 41            | 58            | 37            | 161           | 29            | 42            | 91            | 56            | 218           |
| 10c Possession of drugs for sale or supply                          | 896           | 916           | 880           | 910           | 3,602         | 1,123         | 1,087         | 1,109         | 983           | 4,302         |
| 10d Possession of drugs for personal use                            | 2,849         | 3,691         | 4,062         | 3,406         | 14,008        | 3,893         | 4,396         | 5,431         | 4,373         | 18,093        |
| 10e Other drug offences   | 181           | 205           | 178           | 165           | 729           | 176           | 181           | 184           | 184           | 725           |
| <b>11 Weapons and explosives offences</b>                           | <b>734</b>    | <b>829</b>    | <b>920</b>    | <b>1,112</b>  | <b>3,595</b>  | <b>930</b>    | <b>950</b>    | <b>1,027</b>  | <b>1,109</b>  | <b>4,016</b>  |
| 11a Explosives, chemical weapons offences                           | 5             | 9             | 6             | 6             | 26            | 6             | 10            | 14            | 20            | 50            |
| 11b Discharging a firearm   | 89            | 79            | 84            | 74            | 326           | 69            | 49            | 56            | 50            | 224           |
| 11c Possession of a firearm   | 91            | 111           | 102           | 120           | 424           | 93            | 123           | 149           | 92            | 457           |
| 11d Offensive weapons offences (nec)                                | 545           | 629           | 708           | 695           | 2,577         | 753           | 761           | 778           | 687           | 2,979         |
| 11e Fireworks offences  | 4             | 1             | 20            | 217           | 242           | 9             | 7             | 30            | 260           | 306           |
| <b>12 Damage to property and to the environment</b>                 | <b>10,747</b> | <b>10,775</b> | <b>10,613</b> | <b>11,150</b> | <b>43,285</b> | <b>11,748</b> | <b>11,332</b> | <b>10,655</b> | <b>10,891</b> | <b>44,626</b> |
| 12a Arson   | 394           | 547           | 487           | 570           | 1,998         | 527           | 577           | 542           | 509           | 2,155         |
| 12b Criminal damage (not arson)                                     | 10,306        | 10,169        | 10,080        | 10,532        | 41,087        | 11,154        | 10,673        | 10,054        | 10,312        | 42,193        |
| 12c Litter offences   | 47            | 59            | 46            | 48            | 200           | 67            | 82            | 59            | 70            | 278           |



**Table 2.2b Recorded crime incidents, Group 06 to Group 12, Q1 2009 to Q3 2010**

| ICCSq offence group   | 2009          |               |               |               |               | 2010          |               |               |
|---|---------------|---------------|---------------|---------------|---------------|---------------|---------------|---------------|
|   | Q1            | Q2            | Q3            | Q4            | Total         | Q1            | Q2            | Q3            |
| <b>06 Robbery, extortion and hijacking offences</b>                 | <b>677</b>    | <b>576</b>    | <b>589</b>    | <b>649</b>    | <b>2,491</b>  | <b>833</b>    | <b>762</b>    | <b>714</b>    |
| 06a Robbery of an establishment or institution                      | 332           | 240           | 194           | 264           | 1,030         | 328           | 238           | 186           |
| 06b Robbery of cash or goods in transit                             | 6             | 3             | 6             | 9             | 24            | 3             | 6             | 5             |
| 06c Robbery from the person   | 308           | 304           | 352           | 346           | 1,310         | 468           | 480           | 489           |
| 06d Blackmail or extortion  | 5             | 3             | 5             | 10            | 23            | 5             | 6             | 7             |
| 06e Carjacking, hijacking/unlawful seizure of aircraft/vessel       | 26            | 26            | 32            | 20            | 104           | 29            | 32            | 27            |
| <b>07 Burglary and related offences</b>                             | <b>6,352</b>  | <b>6,245</b>  | <b>7,210</b>  | <b>7,104</b>  | <b>26,911</b> | <b>6,151</b>  | <b>6,240</b>  | <b>6,016</b>  |
| 07a Aggravated burglary   | 98            | 81            | 92            | 97            | 368           | 87            | 68            | 79            |
| 07b Burglary (not aggravated)                                       | 6,172         | 6,039         | 7,005         | 6,898         | 26,114        | 5,978         | 6,029         | 5,797         |
| 07c Possession of an article (with intent to burgle, steal, demand) | 82            | 125           | 113           | 109           | 429           | 86            | 143           | 140           |
| <b>08 Theft and related offences</b>                                | <b>18,673</b> | <b>19,985</b> | <b>19,998</b> | <b>18,376</b> | <b>77,032</b> | <b>18,348</b> | <b>19,992</b> | <b>19,908</b> |
| 08a Theft/Taking of vehicle and related offences                    | 3,585         | 3,363         | 3,252         | 2,930         | 13,130        | 2,895         | 2,899         | 2,787         |
| 08b Theft from person   | 659           | 660           | 651           | 721           | 2,691         | 750           | 755           | 691           |
| 08c Theft from shop   | 5,033         | 5,366         | 5,146         | 5,120         | 20,665        | 5,013         | 5,559         | 5,261         |
| 08d Other thefts, handling stolen property                          | 9,396         | 10,596        | 10,949        | 9,605         | 40,546        | 9,690         | 10,779        | 11,169        |
| <b>09 Fraud, deception and related offences</b>                     | <b>1,351</b>  | <b>1,311</b>  | <b>1,177</b>  | <b>1,108</b>  | <b>4,947</b>  | <b>1,301</b>  | <b>1,253</b>  | <b>1,189</b>  |
| 09a Fraud, deception and related offences                           | 1,351         | 1,311         | 1,177         | 1,108         | 4,947         | 1,301         | 1,253         | 1,189         |
| <b>10 Controlled drug offences</b>                                  | <b>5,623</b>  | <b>5,790</b>  | <b>5,986</b>  | <b>4,584</b>  | <b>21,983</b> | <b>4,763</b>  | <b>5,491</b>  | <b>5,326</b>  |
| 10a Importation of drugs  | 18            | 8             | 9             | 11            | 46            | 9             | 5             | 9             |
| 10b Cultivation or manufacture of drugs                             | 53            | 65            | 80            | 75            | 273           | 64            | 128           | 191           |
| 10c Possession of drugs for sale or supply                          | 984           | 1,051         | 1,073         | 921           | 4,029         | 1,050         | 1,024         | 1,125         |
| 10d Possession of drugs for personal use                            | 4,358         | 4,447         | 4,610         | 3,403         | 16,818        | 3,465         | 4,118         | 3,807         |
| 10e Other drug offences   | 210           | 219           | 214           | 174           | 817           | 175           | 216           | 194           |
| <b>11 Weapons and explosives offences</b>                           | <b>966</b>    | <b>932</b>    | <b>1,020</b>  | <b>1,146</b>  | <b>4,064</b>  | <b>877</b>    | <b>1,017</b>  | <b>936</b>    |
| 11a Explosives, chemical weapons offences                           | 11            | 7             | 15            | 13            | 46            | 8             | 13            | 7             |
| 11b Discharging a firearm   | 72            | 67            | 56            | 31            | 226           | 49            | 47            | 38            |
| 11c Possession of a firearm   | 101           | 101           | 113           | 106           | 421           | 102           | 89            | 90            |
| 11d Offensive weapons offences (nec)                                | 771           | 751           | 811           | 650           | 2,983         | 701           | 861           | 755           |
| 11e Fireworks offences  | 11            | 6             | 25            | 346           | 388           | 17            | 7             | 46            |
| <b>12 Damage to property and to the environment</b>                 | <b>10,914</b> | <b>10,892</b> | <b>10,640</b> | <b>9,885</b>  | <b>42,331</b> | <b>9,630</b>  | <b>10,060</b> | <b>9,744</b>  |
| 12a Arson   | 747           | 785           | 811           | 681           | 3,024         | 542           | 685           | 642           |
| 12b Criminal damage (not arson)                                     | 10,112        | 10,035        | 9,787         | 9,162         | 39,096        | 9,030         | 9,306         | 9,063         |
| 12c Litter offences   | 55            | 72            | 42            | 42            | 211           | 58            | 69            | 39            |

**Table 2.3a Recorded crime incidents, Group 13 and Group 15, Q1 2007 to Q4 2008**

| ICCSq offence group   | 2007          |               |               |               |               | 2008          |               |               |               |               |
|---|---------------|---------------|---------------|---------------|---------------|---------------|---------------|---------------|---------------|---------------|
|   | Q1            | Q2            | Q3            | Q4            | Total         | Q1            | Q2            | Q3            | Q4            | Total         |
| <b>13 Public order and other social code offences</b>                               | <b>13,783</b> | <b>15,332</b> | <b>15,797</b> | <b>15,673</b> | <b>60,585</b> | <b>15,391</b> | <b>15,722</b> | <b>15,825</b> | <b>14,884</b> | <b>61,822</b> |
| 13a Disorderly conduct  | 11,430        | 12,842        | 13,251        | 13,676        | 51,199        | 13,201        | 13,503        | 13,698        | 13,019        | 53,421        |
| 13b Trespass offences   | 660           | 795           | 806           | 741           | 3,002         | 906           | 1,029         | 965           | 775           | 3,675         |
| 13c Liquor licensing offences   | 1,200         | 1,369         | 1,480         | 987           | 5,036         | 1,078         | 956           | 955           | 855           | 3,844         |
| 13d Prostitution offences   | 30            | 35            | 22            | 22            | 109           | 37            | 48            | 18            | 33            | 136           |
| 13e Regulated betting/money collection/trading offences                             | 121           | 161           | 122           | 134           | 538           | 75            | 108           | 116           | 116           | 415           |
| 13f Other social code offences (nec)  | 342           | 130           | 116           | 113           | 701           | 94            | 78            | 73            | 86            | 331           |
| <b>15 Offences against Government, justice procedures and organisation of crime</b> | <b>2,953</b>  | <b>2,722</b>  | <b>2,630</b>  | <b>2,698</b>  | <b>11,003</b> | <b>3,234</b>  | <b>3,520</b>  | <b>3,659</b>  | <b>2,875</b>  | <b>13,288</b> |
| 15a Offences against government and its agents (nec)                                | 108           | 80            | 134           | 80            | 402           | 123           | 125           | 72            | 75            | 395           |
| 15b Organisation of crime and conspiracy to commit crime                            | 2             | 3             | 4             | 1             | 10            | 2             | 4             | 3             | 3             | 12            |
| 15c Perverting the course of justice  | 57            | 39            | 43            | 54            | 193           | 47            | 39            | 43            | 41            | 170           |
| 15d Offences while in custody, breach of court orders                               | 2,786         | 2,600         | 2,449         | 2,563         | 10,398        | 3,062         | 3,352         | 3,541         | 2,756         | 12,711        |

10

**Table 2.3b Recorded crime incidents, Group 13 and Group 15, Q1 2009 to Q3 2010**

| ICCSq offence group   | 2009          |               |               |               |               | 2010          |               |               |
|---|---------------|---------------|---------------|---------------|---------------|---------------|---------------|---------------|
|   | Q1            | Q2            | Q3            | Q4            | Total         | Q1            | Q2            | Q3            |
| <b>13 Public order and other social code offences</b>                               | <b>13,776</b> | <b>14,924</b> | <b>14,749</b> | <b>13,902</b> | <b>57,351</b> | <b>12,455</b> | <b>14,292</b> | <b>14,476</b> |
| 13a Disorderly conduct  | 11,877        | 12,900        | 12,741        | 11,951        | 49,469        | 10,674        | 12,196        | 12,530        |
| 13b Trespass offences   | 889           | 997           | 986           | 921           | 3,793         | 798           | 1,115         | 1,012         |
| 13c Liquor licensing offences   | 825           | 832           | 815           | 813           | 3,285         | 787           | 749           | 682           |
| 13d Prostitution offences   | 29            | 21            | 17            | 26            | 93            | 24            | 50            | 57            |
| 13e Regulated betting/money collection/trading offences                             | 98            | 95            | 130           | 129           | 452           | 115           | 84            | 102           |
| 13f Other social code offences (nec)  | 58            | 79            | 60            | 62            | 259           | 57            | 98            | 93            |
| <b>15 Offences against Government, justice procedures and organisation of crime</b> | <b>3,282</b>  | <b>3,139</b>  | <b>2,833</b>  | <b>2,647</b>  | <b>11,901</b> | <b>2,878</b>  | <b>2,817</b>  | <b>2,072</b>  |
| 15a Offences against government and its agents (nec)                                | 171           | 134           | 136           | 130           | 571           | 98            | 115           | 77            |
| 15b Organisation of crime and conspiracy to commit crime                            | 2             | 3             | 0             | 0             | 5             | 5             | 3             | 4             |
| 15c Perverting the course of justice  | 41            | 37            | 40            | 33            | 151           | 24            | 10            | 24            |
| 15d Offences while in custody, breach of court orders                               | 3,068         | 2,965         | 2,657         | 2,484         | 11,174        | 2,751         | 2,689         | 1,967         |

## Background Notes

**Introduction** The Crime Incidents, Quarter 3, 2010 release provides provisional figures for the number of offences recorded by An Garda Síochána, based on the Irish Crime Classification System (ICCS) but excluding elements of Group 4 (*Dangerous or Negligent Acts*), and all of Groups 14 (*Road and Traffic Offences (Not Elsewhere Classified or nec)*) and 16 (*Offences Not Elsewhere Classified*). Figures are provided from Quarter 1, 2007 to Quarter 3, 2010. The information supplied in this report refers only to crime incidents known to An Garda Síochána and recorded as such in the Garda PULSE (Police Using Leading Systems Effectively) system. Because of timing issues with respect to the extraction of data, figures may be revised subsequent to this publication.

**Crime recording** Incidents reported or which become known to members of An Garda Síochána are recorded when, on the balance of probability, a Garda determines that a criminal offence defined by law has taken place, and there is no credible evidence to the contrary. If it is subsequently determined that a criminal offence did not take place, the criminal offence recorded is invalidated and is not counted in the statistics. If a person makes a report and subsequently withdraws it by stating that the criminal act did not take place, then this too is invalidated unless there is evidence to suggest that, by reasonable probability, the offence has taken place.

For criminal offences where victim confirmation is required (e.g. assault, fraud), a criminal offence is recorded only where the victim confirms the offence or where there is evidence to suggest that by reasonable probability it occurred. Another important feature of a recorded offence is that it is based on the date reported to, or that it became known to, the Gardaí. This has major implications for some offence types. Notable amongst these are sexual offences, as it has often been the case that such incidents have been reported to An Garda Síochána many years (sometimes decades) after the event(s). Thus a sexual assault, which occurred in 1960, would be included in the statistics for 2008 if it was first reported in that year.

**Crime classification** A criminal offence is classified as a particular offence type at the initial recording of that offence. However, upon investigation, it may later become apparent that an alternative offence type should be used. In this event, the record is amended to reflect this. Re-classification on the basis of court proceedings only occurs in relation to homicide offences. A murder offence is reclassified as manslaughter when a charge of manslaughter commences or when a murder charge results in a conviction for manslaughter. It is also possible, though more rare, that an incident originally classified as manslaughter may be re-classified as murder. Also, a re-classification to a homicide offence occurs when, for example, a serious assault has been recorded and, some time later, the victim dies as a consequence of the assault.

**General counting rules** Crime counting rules are applied to all criminal offences for the purposes of the statistics. The following are the main rules relevant to the quarterly figures:

**Primary Offence Rule:** Where two or more criminal offences are disclosed in a single episode, it is the primary criminal offence that is counted. The primary offence is that offence which the greater penalty may apply. Where offences have similar penalties, offences against the person take precedence over offences against property for the purpose of determining the primary offence.

**One Offence Counts Per Victim:** One offence counts per victim involved with the exceptions of cheque/credit card fraud and burglary. Under certain circumstances, the cheque/credit card exception necessitates that a series of these offences counts as one crime where the originating bank ultimately suffers the loss. The burglary exception dictates that one burglary offence is counted where property belonging to two or more victims is stolen (or damaged) during a single burglary.

**Continuous Series Involving the Same Victim and Same Offender:** A continuous series of offences against the same victim involving the same offender counts as one offence.

## ICCSq Offence Groups

|   |     |  |  |
|---|-----|--|--|
| <b>01 Homicide offences</b>   | 01a | Murder   | Murder   |
|   | 01b | Manslaughter   | Manslaughter   |
|   | 01c | Infanticide  | Infanticide  |
|   | 01d | Dangerous driving leading to death                                 | Manslaughter (traffic fatality)<br>Dangerous driving causing death   |
| <b>02 Sexual offences</b>   | 02a | Rape of a male or female   | Rape of a male or female<br>Rape Section 4   |
|   | 02b | Defilement of a boy or girl less than 17 years old                 | Unlawful carnal knowledge / Criminal law (Sexual Offences Act) 2006<br>Buggery   |
|   | 02c | Sexual offence involving mentally impaired person                  | Sexual offence involving mentally impaired person  |
|   | 02d | Aggravated sexual assault  | Aggravated sexual assault  |
|   | 02e | Sexual assault (not aggravated)                                    | Sexual assault   |
|   | 02f | Other sexual offences  | Incest<br>Child pornography offences<br>Child pornography – obstruction of warrant<br>Gross indecency  |
| <b>03 Attempts or threats to murder, assaults, harassments and related offences</b> | 03a | Murder-attempt   | Murder-attempt   |
|   | 03b | Murder-threat  | Murder-threat  |
|   | 03c | Assault causing harm, poisoning                                    | Assault causing harm<br>Poisoning  |
|   | 03d | Other assault  | Assault or obstruction of Garda/official, resisting arrest<br>Minor assault  |
|   | 03e | Harassment and related offences                                    | Coercion<br>Harassment, stalking, threats<br>Demanding payment of debt causing alarm<br>Housing Act<br>Menacing phone calls<br>Incitement to hatred offences |
| <b>04 Dangerous or negligent acts</b>   | 04a | Dangerous driving causing serious bodily harm                      | Dangerous driving causing serious bodily harm  |
|   | 04b | Driving/In charge of a vehicle while over legal alcohol limit      | Driving/In charge of a vehicle while over legal alcohol limit  |
|   | 04c | Driving/In charge of a vehicle under the influence of drugs        | Driving/In charge of a vehicle under the influence of drugs  |
|   | 04f | Endangerment with potential for serious harm or death              | Endangerment with potential for serious harm or death  |
|   | 04g | Abandoning a child, child neglect and cruelty                      | Abandoning a child, child neglect and cruelty  |
|   | 04h | Unseaworthy/dangerous use of boat or ship                          | Unseaworthy/dangerous use of boat or ship  |
|   | 04i | False alarm/interference with aircraft or air transport facilities | False alarm/interference with aircraft or air transport facilities   |
|   | 04j | Endangering traffic offences                                       | Endangering traffic offences   |
| <b>05 Kidnapping and related offences</b>   | 05a | False imprisonment   | False imprisonment   |
|   | 05b | Abduction of person under 16 years of age                          | Abduction of person under 16 years of age  |
|   | 05c | Human trafficking offences   | Human trafficking offences   |

|   |     |   |  |
|---|-----|---|--|
| <b>06 Robbery, extortion and hijacking offences</b> | 06a | Robbery of an establishment or institution                      | Robbery of an establishment or institution   |
|   | 06b | Robbery of cash or goods in transit                             | Robbery of cash or goods in transit  |
|   | 06c | Robbery from the person   | Robbery from the person  |
|   | 06d | Blackmail or extortion  | Blackmail or extortion   |
|   | 06e | Carjacking, hijacking/unlawful seizure of aircraft/vessel       | Carjacking, hijacking/unlawful seizure of aircraft/vessel  |
| <b>07 Burglary and related offences</b>             | 07a | Aggravated burglary   | Aggravated burglary  |
|   | 07b | Burglary (not aggravated)                                       | Burglary (not aggravated)  |
|   | 07c | Possession of an article (with intent to burgle, steal, demand) | Possession of an article (with intent to burgle, steal, demand)  |
| <b>08 Theft and related Offences</b>                | 08a | Theft/Taking of vehicle and related offences                    | Theft/Unauthorised taking of vehicle<br>Interfering with vehicle (with intent to steal item or vehicle)  |
|   | 08b | Theft from person   | Theft from person  |
|   | 08c | Theft from shop   | Theft from shop  |
|   | 08d | Other thefts, handling stolen property                          | Theft from vehicle<br>Theft/ Unauthorised taking of a pedal cycle<br>Theft of, or interference with, mail<br>Handling or possession of stolen property<br>Theft of other property  |
| <b>09 Fraud, deception and related offences</b>     | 09a | Fraud, deception and related offences                           | Fraud, deception, false pretence offences<br>Forging an instrument to defraud<br>Possession of an article for use in fraud, deception or extortion<br>Falsification of accounts<br>Offences under the Companies Act<br>Offences under the Investment Intermediaries Act<br>Offences under the Stock Exchange Act<br>Money laundering<br>Embezzlement<br>Fraud against the European Union<br>Importation/Sale/Supply of tobacco<br>Counterfeiting notes and coins<br>Counterfeiting of goods<br>Bad debts criminal (Debtors Ireland)<br>Corruption (involving public office holder) |
| <b>10 Controlled drug offences</b>                  | 10a | Importation of drugs  | Importation of drugs   |
|   | 10b | Cultivation or manufacture of drugs                             | Cultivation or manufacture of drugs  |
|   | 10c | Possession of drugs for sale or supply                          | Possession of drugs for sale or supply   |
|   | 10d | Possession of drugs for personal use                            | Possession of drugs for personal use   |
|   | 10e | Other drug offences   | Forged or altered prescription offences<br>obstruction under the Drugs Act   |
| <b>11 Weapons and explosives offences</b>           | 11a | Explosives, chemical weapons offences                           | Causing an explosion<br>Making of explosives<br>Possession of explosives<br>Chemical weapons offences  |
|   | 11b | Discharging a firearm   | Discharging a firearm  |
|   | 11c | Possession of a firearm   | Possession of a firearm  |
|   | 11d | Offensive weapons offences (nec)                                | Possession of offensive weapons (not firearms)   |
|   | 11e | Fireworks offences  | Fireworks offences (for sale, igniting etc.)   |

|   |     |  |  |  |
|---|-----|--|--|--|
| <b>12 Damage to property and to the environment</b>                                 | 12a | Arson  | Arson  |  |
|   | 12b | Criminal damage (not arson)                                | Criminal damage (not arson)  |  |
|   | 12c | Litter offences  | Litter offences  |  |
| <b>13 Public order and other social code offences</b>                               | 13a | Disorderly conduct   | Affray/Riot/Violent disorder<br>Public order offences<br>Drunkenness offences<br>Air rage-disruptive or drunken behaviour on aircraft  |  |
|   |     | 13b  | Trespass offences  | Forcible entry and occupation (not burglary)<br>Trespass on lands or enclosed areas  |
|   |     | 13c  | Liquor licensing offences  | Liquor licensing offences<br>Registered clubs offences<br>Special restaurant offences<br>Provision of intoxicating liquor to under 18 year olds<br>Purchase or consumption of alcohol by under 18 year olds<br>Sale of intoxicating liquor to under 18 year olds |
|   | 13d | Prostitution offences                                      | Brothel keeping<br>Organisation of prostitution<br>Prostitution, including soliciting etc.   |  |
|   | 13e | Regulated betting or money, collection or trading offences | Offences under the Betting Acts<br>Collecting money without permit, unauthorised collection<br>Offences under Gaming and Lotteries Acts<br>Permit/License offences for casual/street trading   |  |
|   | 13f | Other social code offences (nec)                           | Allowing a child (under 16 years) to beg<br>Bigamy<br>Bestiality<br>Indecency<br>Begging   |  |
| <b>15 Offences against Government, justice procedures and organisation of crime</b> | 15a | Offences against government and its agents (nec)           | Treason<br>Breaches of Offences Against the State Acts<br>Breaches of Official Secrets Act<br>Impersonating member of An Garda Síochána<br>Electoral offences including personation<br>Public mischief-annoying phone calls, wasting police time<br>Criminal Assets Bureau offences<br>Non compliance with Garda direction |  |
|   |     | 15b  | Organisation of crime and conspiracy to commit crime   | Criminal organisation offences (organised crime)<br>Conspiracy to commit a crime   |
|   | 15c | Perverting the course of justice                           | Perjury<br>Interfering with a jury (embracery)<br>Assisting offenders<br>Public mischief, pervert course of justice, conceal offence   |  |

**15 Offences against  
Government,  
justice procedures  
and organisation  
of crime  
(contd)**

15d Offences while in custody,  
breach of court orders

Escape or help to escape from custody  
Prison offences  
Breach of Domestic Violence Order  
(protection, safety, barring)  
Breach of order under Family Law Act  
Breach of bail  
Failure to comply under Sex Offenders  
Act  
Other failure to comply with court order,  
jury summons, warrant etc.