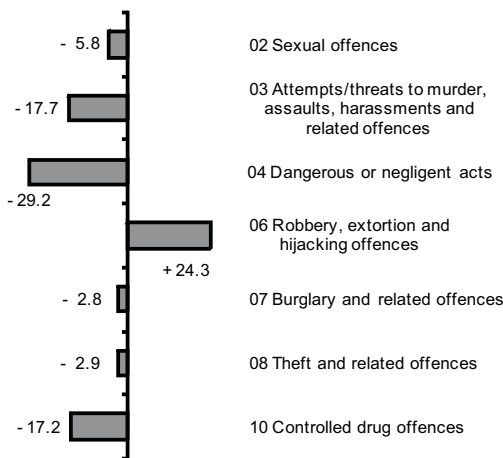


Recorded Crime Quarter 1 2010

Figure 1: Percentage change between Q1 2009 and Q1 2010 for selected offence groups



Drug offences fall by almost a fifth in Quarter 1

When comparing Quarter 1 2010 (Q1 2010) with Quarter 1 2009, Group 10 *Controlled Drug Offences* decreased by 17.2%. There are also notable decreases in Group 03 *Attempts or Threats to Murder, Assaults, Harassments and Related Offences* (-17.7%), Group 04 *Dangerous or Negligent Acts* (-29.2%) and Group 15 *Offences against Government, Justice Procedures and Organisation of Crime* (-32.0%).

Group 06 *Robbery, Extortion and Hijacking Offences* increased by 24.3% in this time period. See figure 1.

When comparing the 12-month period ending in Q1 2010 with that ending in Q1 2009 an increase of over 9% was observed in the number of recorded Group 07 *Burglary and Related Offences*, while recorded Group 10 *Controlled Drug Offences* decreased by almost 12%, and recorded offences in Group 04 *Dangerous or Negligent Acts* decreased by almost 24%.

Group 01 - Homicides

There were 16 recorded *Murder* offences in Q1 2010, an increase of 1 on the same quarter in 2009. For the 12-month period ending in Q1 2010, there was an increase (+5.8%) in the number of *Murder* offences recorded, from 52 to 55, when compared with the same period ending in Q1 2009. The decrease in the number of *Dangerous driving leading to death* offences from 9 in Q1 2009 to 2 in Q1 2010 may be due to the fact that all road collision investigations for this period have not yet concluded, which will result in some being reclassified as homicide. Figure 2 provides an indication of the trends in the annualised (i.e. the 12-month running total to the end of a quarter) figures for all offence types within this group.

Group 02 - Sexual Offences

The number of offences in this group decreased slightly from 449 in Q1 2009 to 423 in Q1 2010. However, when considering the 12-month period ending in Q1 2010, there were 896 reported *Sexual assault (not aggravated)* offences, a rise of 6.2% on the 844 offences recorded for the corresponding period ending in Q1 2009.

Group 03 - Attempts/Threats to Murder, Assaults, Harassments and Related Offences

The number of *Murder-threats* increased by over 60% from 53 in Q1 2009 to 85 in Q1 2010. *Harassment and related offences* fell from 675 to 564 between Q1 2009 and the corresponding quarter in 2010. The largest number of offences in this group were recorded under *Other assault*, which fell from 12,284 in the 12-month period ending in March 2009 to 11,102 in the 12-months ending in March 2010.

Group 04 - Dangerous or Negligent Acts

In Q1 2010, recorded *Dangerous or Negligent Acts* offences have decreased by almost 30% to 3,002 when compared with Q1 2009. This decrease mainly relates to *Driving/In charge of a vehicle while over legal alcohol limit* offences, which have decreased from 3,737 (Q1 2009) to 2,658 (Q1 2010), a decrease of 28.9%. When considering the twelve-month total for the period ending in Q1 2010, there were 14,305 recorded Group 04 offences. This is a decrease of 23.2% on the corresponding period ending in Q1 2009.

Published by the Central Statistics Office, Ireland.

Ardee Road
Dublin 6
Ireland

Sekhard Road
Cork
Ireland

LoCall: 1890 313 414 (ROI)
0870 8760256 (UK/NI)

Tel: +353 1 498 4000
Fax: +353 1 498 4229

Tel: +353 21 453 5000
Fax: +353 21 453 5294

Both offices may be contacted through any of these telephone numbers.

CSO on the Web: www.cso.ie
and go to

People and Society: Crime and Justice

Director General: Gerard O'Hanlon

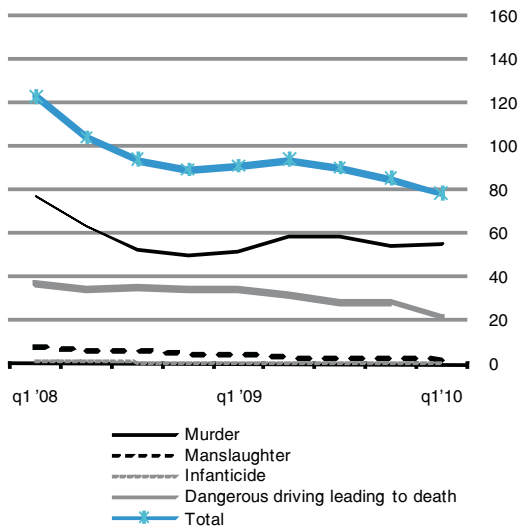
Enquiries:

Crime Statistics
Crime Statistics Section,
ext 5264, 5716
Email crime@cso.ie

Queries and Sales
Information Section, ext 5021
information@cso.ie

© Central Statistics Office
The contents of this release may be quoted provided the source is given clearly and accurately. Reproduction for own or internal use is permitted.

Figure 2: Annualised total homicide offences, Q1 2008 to Q1 2010



Group 05 - Kidnapping and Related Offences

It is important to note that a new offence type *Human trafficking offences* was added to this category, which will affect the total number of offences recorded in this group. Comparing figures for Q1 2009 with Q1 2010, *False imprisonment offences* fell from 27 to 19, while there were 43 recorded *Human trafficking offences* for the 12-month period ending in March 2010, compared with 18 for the 12-month period ending in March 2009.

Group 06 - Robbery, Extortion and Hijacking Offences

The quarterly figure for *Robbery, Extortion and Hijacking Offences* rose by 24.3%, from 676 in Q1 2009 to 840 in Q1 2010. There were 1,478 recorded offences of *Robbery from the person* in the 12-month period ending in March 2010, a rise of 21.0% on the corresponding period ending in March 2009.

Group 07 - Burglary and Related Offences

In Q1 2010, there were 5,991 recorded *Burglary (not aggravated)* offences representing a slight increase of 173 (-2.8%) on the number recorded in Q1 2009. *Aggravated burglary* offences decreased by over 8% between Q1 2009 and Q1 2010, from 97 to 89. For the 12-month period ending in Q1 2010, recorded *Burglary (not aggravated)* offences increased by 9.4% to 25,888 when compared with the corresponding period ending in Q1 2009. The annualised totals for *Burglary and Related Offences* are shown in *figure 3*.

Group 08 - Theft and Related Offences

Other thefts, handling stolen property offences increased slightly from 9,391 in Q1 2009 to 9,523 in Q1 2010. The annualised figure for *Theft from person* decreased by 389 (-12.2%) from 3,182 to 2,793 in the 12-month period prior to the end of Q1 2010.

Group 09 - Fraud, Deception and Related Offences

There were 1,187 recorded *Fraud, Deception and Related Offences* in Q1 2010. This is a decrease of 163 (-12.1%) on the same period in Q1 2009. In the 12-month period ending in Q1 2010, *Fraud, Deception and Related Offences* decreased by 10.8% when compared with the corresponding period ending in Q1 2009, from 5,358 to 4,780.

Group 10 - Controlled Drug Offences

In Q1 2010, there were 5,626 recorded *Controlled Drug Offences*, a decrease of 17.2% on the Q1 2009 total. There were 3,432 recorded offences of *Possession of Drugs for Personal Use* offences in Q1 2010, a decrease of 21.3% on the corresponding figures in Q1 2009.

Group 11 - Weapons and Explosives Offences

There were 860 offences in Group 11 – *Weapons and Explosives Offences*, in Q1 2010, a decrease of 11.1% on Q1 2009. *Offensive weapons offences (nec)* fell from 770 in Q1 2009 to 691 in Q1 2010, a decrease of over 10%. The number of *Fireworks offences* rose from 308 for the twelve-month period ending in Q1 2009 to 391 for the same period ending in Q1 2010, an increase of 26.9%.

Group 12 - Damage to Property and to the Environment

Recorded *Arson* offences have decreased by 25.3% from 746 in Q1 2009 to 557 in Q1 2010. The largest number of offences recorded in this group was for *Criminal damage (not arson)*. These offences have decreased by 11.6% to 8,933 in Q1 2010.

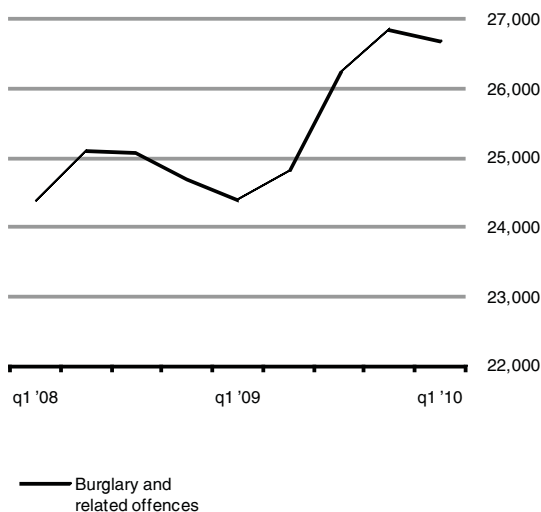
Group 13 - Public Order and other Social Code Offences

Recorded *Public Order and Other Social Code Offences* fell by 11.0% from 13,773 in Q1 2009 to 12,257 in Q1 2010. The most frequently occurring offences in this group were under *Disorderly conduct*, which have fallen from 11,876 in Q1 2009 to 10,515 in Q1 2010. This is equivalent to approximately 116 *Disorderly conduct* offences a day in Q1 2010.

Group 15 - Offences against Government, Justice Procedures and Organisation of Crime

There were 2,215 *Offences against Government, Justice Procedures and Organisation of Crime* recorded in Q1 2010, a decrease of 32.0% when compared with the same period in 2009.

Figure 3: Annualised total burglary and related offences, Q1 2008 to Q1 2010



Tables

Table 1 Recorded crime Incidents classified by offence group, Quarter 1 (Q1) and annualised total¹, 2009 and 2010

| ICCSq offence group | Q1 | | | | Annualised total to Q1 | | | |
|---|--------------|--------------|---------------|---------------|------------------------|---------------|---------------|---------------|
| | 2009 | 2010 | Change | % Change | 2009 | 2010 | Change | % Change |
| 01 Homicide offences | 25 | 18 | - 7 | - 28.0 | 91 | 78 | - 13 | - 14.3 |
| 01a Murder | 15 | 16 | + 1 | + 6.7 | 52 | 55 | + 3 | + 5.8 |
| 01b Manslaughter | 1 | 0 | - 1 | -100.0 | 5 | 2 | - 3 | - 60.0 |
| 01c Infanticide | 0 | 0 | 0 | - | 0 | 0 | 0 | 0.0 |
| 01d Dangerous driving leading to death | 9 | 2 | - 7 | - 77.8 | 34 | 21 | - 13 | - 38.2 |
| 02 Sexual offences | 449 | 423 | - 26 | - 5.8 | 1,419 | 1,460 | + 41 | + 2.9 |
| 02a Rape of a male or female | 114 | 105 | - 9 | - 7.9 | 381 | 373 | - 8 | - 2.1 |
| 02b Defilement of a boy or girl less than 17 years old | 45 | 26 | - 19 | - 42.2 | 96 | 85 | - 11 | - 11.5 |
| 02c Sexual offence involving mentally impaired person | 2 | 2 | 0 | - | 8 | 8 | 0 | 0.0 |
| 02d Aggravated sexual assault | 1 | 3 | + 2 | +200.0 | 14 | 10 | - 4 | - 28.6 |
| 02e Sexual assault (not aggravated) | 264 | 265 | + 1 | + 0.4 | 844 | 896 | + 52 | + 6.2 |
| 02f Other sexual offences | 23 | 22 | - 1 | - 4.3 | 76 | 88 | + 12 | + 15.8 |
| 03 Attempts or threats to murder, assaults, harassments and related offences | 4,533 | 3,732 | -801 | - 17.7 | 18,931 | 17,367 | -1,564 | - 8.3 |
| 03a Murder-attempt | 2 | 1 | - 1 | - 50.0 | 12 | 6 | - 6 | - 50.0 |
| 03b Murder-threat | 53 | 85 | + 32 | + 60.4 | 202 | 255 | + 53 | + 26.2 |
| 03c Assault causing harm, poisoning | 894 | 802 | - 92 | - 10.3 | 3,765 | 3,625 | -140 | - 3.7 |
| 03d Other assault | 2,909 | 2,280 | -629 | - 21.6 | 12,284 | 11,102 | -1,182 | - 9.6 |
| 03e Harassment and related offences | 675 | 564 | -111 | - 16.4 | 2,668 | 2379 | -289 | - 10.8 |
| 04 Dangerous or negligent acts | 4,241 | 3,002 | -1,239 | - 29.2 | 18,638 | 14,305 | -4,333 | - 23.2 |
| 04a Dangerous driving causing serious bodily harm | 8 | 3 | - 5 | - 62.5 | 17 | 13 | - 4 | - 23.5 |
| 04b Driving/In charge of a vehicle while over legal alcohol limit | 3,737 | 2,658 | -1,079 | - 28.9 | 16,853 | 12,698 | -4,155 | - 24.7 |
| 04c Driving/In charge of a vehicle under the influence of drugs | 254 | 134 | -120 | - 47.2 | 848 | 765 | - 83 | - 9.8 |
| 04f Endangerment with potential for serious harm or death | 25 | 8 | - 17 | - 68.0 | 63 | 49 | - 14 | - 22.2 |
| 04g Abandoning a child, child neglect and cruelty | 147 | 132 | - 15 | - 10.2 | 595 | 516 | - 79 | - 13.3 |
| 04h Unseaworthy/dangerous use of boat or ship | 0 | 0 | 0 | - | 1 | 3 | + 2 | +200.0 |
| 04i False alarm/interference with aircraft or air transport facilities | 6 | 1 | - 5 | - 83.3 | 39 | 16 | - 23 | - 59.0 |
| 04j Endangering traffic offences | 64 | 66 | + 2 | + 3.1 | 222 | 245 | + 23 | + 10.4 |
| 05 Kidnapping and related offences | 40 | 27 | - 13 | - 32.5 | 99 | 131 | + 32 | + 32.3 |
| 05a False imprisonment | 27 | 19 | - 8 | - 29.6 | 72 | 75 | + 3 | + 4.2 |
| 05b Abduction of person under 16 years of age | 2 | 3 | + 1 | + 50.0 | 9 | 13 | + 4 | + 44.4 |
| 05c Human trafficking offences | 11 | 5 | - 6 | - 54.5 | 18 | 43 | + 25 | +138.9 |
| 06 Robbery, extortion and hijacking offences | 676 | 840 | +164 | + 24.3 | 2,320 | 2,649 | +329 | + 14.2 |
| 06a Robbery of an establishment or institution | 331 | 325 | - 6 | - 1.8 | 933 | 1,022 | + 89 | + 9.5 |
| 06b Robbery of cash or goods in transit | 6 | 4 | - 2 | - 33.3 | 28 | 22 | - 6 | - 21.4 |
| 06c Robbery from the person | 309 | 478 | +169 | + 54.7 | 1,221 | 1,478 | +257 | + 21.0 |
| 06d Blackmail or extortion | 5 | 4 | - 1 | - 20.0 | 20 | 21 | + 1 | + 5.0 |
| 06e Carjacking, hijacking/unlawful seizure of aircraft/vessel | 25 | 29 | + 4 | + 16.0 | 118 | 106 | - 12 | - 10.2 |

¹ The annualised figure for a given quarter is the total number of crimes recorded in the 12 months prior to end of that quarter.

Table 1 (contd.) Recorded crime incidents classified by offence group, Quarter 1 (Q1) and annualised total¹, 2009 and 2010

| ICCSq offence group | Q1 | | | | Annualised total to Q1 | | | |
|---|---------------|---------------|---------------|---------------|------------------------|---------------|---------------|---------------|
| | 2009 | 2010 | Change | % Change | 2009 | 2010 | Change | % Change |
| 07 Burglary and related offences | 6,343 | 6,165 | -178 | - 2.8 | 24,395 | 26,680 | +2,285 | + 9.4 |
| 07a Aggravated burglary | 97 | 89 | - 8 | - 8.2 | 340 | 360 | + 20 | + 5.9 |
| 07b Burglary (not aggravated) | 6,164 | 5,991 | -173 | - 2.8 | 23,661 | 25,888 | +2,227 | + 9.4 |
| 07c Possession of an article (with intent to burgle, steal, demand) | 82 | 85 | + 3 | + 3.7 | 394 | 432 | + 38 | + 9.6 |
| 08 Theft and related Offences | 18,670 | 18,132 | -538 | - 2.9 | 76,702 | 76,508 | -194 | - 0.3 |
| 08a Theft/Taking of vehicle and related offences | 3,586 | 2,877 | -709 | - 19.8 | 14,316 | 12,411 | -1,905 | - 13.3 |
| 08b Theft from person | 657 | 754 | + 97 | + 14.8 | 3,182 | 2,793 | -389 | - 12.2 |
| 08c Theft from shop | 5,036 | 4,978 | - 58 | - 1.2 | 20,345 | 20,619 | +274 | + 1.3 |
| 08d Other thefts, handling stolen property | 9,391 | 9,523 | +132 | + 1.4 | 38,859 | 40,685 | +1,826 | + 4.7 |
| 09 Fraud, deception and related offences | 1,350 | 1,187 | -163 | - 12.1 | 5,358 | 4,780 | -578 | - 10.8 |
| 09a Fraud, deception and related offences | 1,350 | 1,187 | -163 | - 12.1 | 5,358 | 4,780 | -578 | - 10.8 |
| 10 Controlled drug offences | 5,626 | 4,656 | -970 | - 17.2 | 23,790 | 21,014 | -2,776 | - 11.7 |
| 10a Importation of drugs | 18 | 9 | - 9 | - 50.0 | 65 | 37 | - 28 | - 43.1 |
| 10b Cultivation or manufacture of drugs | 53 | 64 | + 11 | + 20.8 | 242 | 284 | + 42 | + 17.4 |
| 10c Possession of drugs for sale or supply | 986 | 984 | - 2 | - 0.2 | 4,165 | 4,037 | -128 | - 3.1 |
| 10d Possession of drugs for personal use | 4,359 | 3,432 | -927 | - 21.3 | 18,559 | 15,884 | -2,675 | - 14.4 |
| 10e Other drug offences | 210 | 167 | - 43 | - 20.5 | 759 | 772 | + 13 | + 1.7 |
| 11 Weapons and explosives offences | 967 | 860 | -107 | - 11.1 | 4,053 | 3,943 | -110 | - 2.7 |
| 11a Explosives, chemical weapons offences | 11 | 8 | - 3 | - 27.3 | 55 | 43 | - 12 | - 21.8 |
| 11b Discharging a firearm | 72 | 50 | - 22 | - 30.6 | 227 | 202 | - 25 | - 11.0 |
| 11c Possession of a firearm | 103 | 94 | - 9 | - 8.7 | 467 | 409 | - 58 | - 12.4 |
| 11d Offensive weapons offences (nec) | 770 | 691 | - 79 | - 10.3 | 2,996 | 2,898 | - 98 | - 3.3 |
| 11e Fireworks offences | 11 | 17 | + 6 | + 54.5 | 308 | 391 | + 83 | + 26.9 |
| 12 Damage to property and to the environment | 10,910 | 9,540 | -1,370 | - 12.6 | 43,788 | 40,958 | -2,830 | - 6.5 |
| 12a Arson | 746 | 557 | -189 | - 25.3 | 2,374 | 2,823 | +449 | + 18.9 |
| 12b Criminal damage (not arson) | 10,108 | 8,933 | -1,175 | - 11.6 | 41,147 | 37,930 | -3,217 | - 7.8 |
| 12c Litter offences | 56 | 50 | - 6 | - 10.7 | 267 | 205 | - 62 | - 23.2 |
| 13 Public order and other social code offences | 13,773 | 12,257 | -1,516 | - 11.0 | 60,204 | 55,798 | -4,406 | - 7.3 |
| 13a Disorderly conduct | 11,876 | 10,515 | -1,361 | - 11.5 | 52,096 | 48,065 | -4,031 | - 7.7 |
| 13b Trespass offences | 888 | 780 | -108 | - 12.2 | 3,657 | 3,690 | + 33 | + 0.9 |
| 13c Liquor licensing offences | 824 | 770 | - 54 | - 6.6 | 3,590 | 3,228 | -362 | - 10.1 |
| 13d Prostitution offences | 29 | 26 | - 3 | - 10.3 | 128 | 90 | - 38 | - 29.7 |
| 13e Regulated betting or money, collection or trading offences | 98 | 115 | + 17 | + 17.3 | 438 | 472 | + 34 | + 7.8 |
| 13f Other social code offences (nec) | 58 | 51 | - 7 | - 12.1 | 295 | 253 | - 42 | - 14.2 |
| 15 Offences against Government, justice procedures and organisation of crime | 3,255 | 2,215 | -1,040 | - 32.0 | 13,311 | 10,538 | -2,773 | - 20.8 |
| 15a Offences against government and its agents (nec) | 180 | 83 | - 97 | - 53.9 | 452 | 496 | + 44 | + 9.7 |
| 15b Organisation of crime and conspiracy to commit crime | 2 | 5 | + 3 | +150.0 | 12 | 8 | - 4 | - 33.3 |
| 15c Perverting the course of justice | 40 | 21 | - 19 | - 47.5 | 163 | 124 | - 39 | - 23.9 |
| 15d Offences while in custody, breach of court orders | 3,033 | 2,106 | -927 | - 30.6 | 12,684 | 9,910 | -2,774 | - 21.9 |

¹ The annualised figure for a given quarter is the total number of crimes recorded in the 12 months prior to end of that quarter.

Table 2.1a Recorded crime incidents, Group 01 to Group 05, Q1 2007 to Q4 2008

| ICCSq offence group | 2007 | | | | | 2008 | | | | |
|---|--------------|--------------|--------------|--------------|---------------|--------------|--------------|--------------|--------------|---------------|
| | Q1 | Q2 | Q3 | Q4 | Total | Q1 | Q2 | Q3 | Q4 | Total |
| 01 Homicide offences | 32 | 44 | 30 | 26 | 132 | 23 | 25 | 20 | 21 | 89 |
| 01a Murder | 13 | 22 | 22 | 20 | 77 | 13 | 8 | 12 | 17 | 50 |
| 01b Manslaughter | 0 | 5 | 0 | 2 | 7 | 1 | 3 | 0 | 1 | 5 |
| 01c Infanticide | 0 | 0 | 1 | 0 | 1 | 0 | 0 | 0 | 0 | 0 |
| 01d Dangerous driving leading to death | 19 | 17 | 7 | 4 | 47 | 9 | 14 | 8 | 3 | 34 |
| 02 Sexual offences | 384 | 337 | 355 | 290 | 1,366 | 437 | 340 | 337 | 293 | 1,407 |
| 02a Rape of a male or female | 87 | 92 | 96 | 82 | 357 | 81 | 81 | 110 | 76 | 348 |
| 02b Defilement of a boy or girl less than 17 years old | 25 | 15 | 21 | 11 | 72 | 25 | 16 | 17 | 18 | 76 |
| 02c Sexual offence involving mentally impaired person | 6 | 2 | 2 | 2 | 12 | 1 | 3 | 0 | 3 | 7 |
| 02d Aggravated sexual assault | 2 | 7 | 6 | 2 | 17 | 0 | 2 | 6 | 5 | 13 |
| 02e Sexual assault (not aggravated) | 231 | 205 | 200 | 173 | 809 | 311 | 221 | 182 | 177 | 891 |
| 02f Other sexual offences | 33 | 16 | 30 | 20 | 99 | 19 | 17 | 22 | 14 | 72 |
| 03 Attempts or threats to murder, assaults, harassments and related offences | 4,122 | 4,362 | 4,485 | 4,697 | 17,666 | 4,753 | 4,986 | 4,831 | 4,581 | 19,151 |
| 03a Murder-attempt | 1 | 0 | 2 | 2 | 5 | 0 | 3 | 6 | 1 | 10 |
| 03b Murder-threat | 40 | 32 | 49 | 40 | 161 | 52 | 57 | 44 | 48 | 201 |
| 03c Assault causing harm, poisoning | 923 | 997 | 988 | 1,003 | 3,911 | 979 | 996 | 901 | 974 | 3,850 |
| 03d Other assault | 2,523 | 2,759 | 2,895 | 3,059 | 11,236 | 2,962 | 3,199 | 3,244 | 2,932 | 12,337 |
| 03e Harassment and related offences | 635 | 574 | 551 | 593 | 2,353 | 760 | 731 | 636 | 626 | 2,753 |
| 04 Dangerous or negligent acts | 5,007 | 5,314 | 5,391 | 5,297 | 21,009 | 5,190 | 5,022 | 4,560 | 4,815 | 19,587 |
| 04a Dangerous driving causing serious bodily harm | 6 | 9 | 7 | 3 | 25 | 8 | 5 | 2 | 2 | 17 |
| 04b Driving/In charge of a vehicle while over legal alcohol limit | 4,805 | 4,980 | 5,067 | 4,970 | 19,822 | 4,824 | 4,617 | 4,136 | 4,363 | 17,940 |
| 04c Driving/In charge of a vehicle under the influence of drugs | 37 | 64 | 61 | 108 | 270 | 134 | 155 | 201 | 238 | 728 |
| 04f Endangerment with potential for serious harm/death | 11 | 27 | 16 | 14 | 68 | 12 | 16 | 13 | 9 | 50 |
| 04g Abandoning a child, child neglect and cruelty | 98 | 174 | 186 | 128 | 586 | 118 | 171 | 145 | 132 | 566 |
| 04h Unseaworthy/dangerous use of boat or ship | 0 | 0 | 1 | 0 | 1 | 1 | 1 | 0 | 0 | 2 |
| 04i False alarm/interference with aircraft or air transport facilities | 3 | 1 | 5 | 12 | 21 | 8 | 15 | 9 | 9 | 41 |
| 04j Endangering traffic offences | 47 | 59 | 48 | 62 | 216 | 85 | 42 | 54 | 62 | 243 |
| 05 Kidnapping and related offences | 24 | 26 | 26 | 30 | 106 | 18 | 16 | 21 | 22 | 77 |
| 05a False imprisonment | 22 | 23 | 21 | 24 | 90 | 14 | 14 | 16 | 15 | 59 |
| 05b Abduction of person under 16 years of age | 2 | 3 | 5 | 6 | 16 | 4 | 2 | 1 | 4 | 11 |
| 05c Human trafficking offences | n/a | n/a | n/a | n/a | n/a | n/a | n/a | 4 | 3 | 7 |

Table 2.1b Recorded crime incidents, Group 01 to Group 05, Q1 2009 to Q1 2010

| ICCSq offence group | 2009 | | | | | 2010 |
|---|--------------|--------------|--------------|--------------|---------------|--------------|
| | Q1 | Q2 | Q3 | Q4 | Total | Q1 |
| 01 Homicide offences | 25 | 28 | 16 | 16 | 85 | 18 |
| 01a Murder | 15 | 15 | 12 | 12 | 54 | 16 |
| 01b Manslaughter | 1 | 1 | 0 | 1 | 3 | 0 |
| 01c Infanticide | 0 | 0 | 0 | 0 | 0 | 0 |
| 01d Dangerous driving leading to death | 9 | 12 | 4 | 3 | 28 | 2 |
| 02 Sexual offences | 449 | 387 | 344 | 306 | 1,486 | 423 |
| 02a Rape of a male or female | 114 | 92 | 98 | 78 | 382 | 105 |
| 02b Defilement of a boy or girl less than 17 years old | 45 | 21 | 22 | 16 | 104 | 26 |
| 02c Sexual offence involving mentally impaired person | 2 | 3 | 0 | 3 | 8 | 2 |
| 02d Aggravated sexual assault | 1 | 3 | 2 | 2 | 8 | 3 |
| 02e Sexual assault (not aggravated) | 264 | 241 | 204 | 186 | 895 | 265 |
| 02f Other sexual offences | 23 | 27 | 18 | 21 | 89 | 22 |
| 03 Attempts or threats to murder, assaults, harassments and related offences | 4,533 | 4,700 | 4,731 | 4,204 | 18,168 | 3,732 |
| 03a Murder-attempt | 2 | 1 | 3 | 1 | 7 | 1 |
| 03b Murder-threat | 53 | 54 | 57 | 59 | 223 | 85 |
| 03c Assault causing harm, poisoning | 894 | 991 | 963 | 869 | 3,717 | 802 |
| 03d Other assault | 2,909 | 3,021 | 3,090 | 2,711 | 11,731 | 2,280 |
| 03e Harassment and related offences | 675 | 633 | 618 | 564 | 2,490 | 564 |
| 04 Dangerous or negligent acts | 4,241 | 4,243 | 3,730 | 3,330 | 15,544 | 3,002 |
| 04a Dangerous driving causing serious bodily harm | 8 | 4 | 5 | 1 | 18 | 3 |
| 04b Driving/In charge of a vehicle while over legal alcohol limit | 3,737 | 3,771 | 3,288 | 2,981 | 13,777 | 2,658 |
| 04c Driving/In charge of a vehicle under the influence of drugs | 254 | 255 | 215 | 161 | 885 | 134 |
| 04f Endangerment with potential for serious harm/death | 25 | 11 | 17 | 13 | 66 | 8 |
| 04g Abandoning a child, child neglect and cruelty | 147 | 135 | 140 | 109 | 531 | 132 |
| 04h Unseaworthy/dangerous use of boat or ship | 0 | 2 | 1 | 0 | 3 | 0 |
| 04i False alarm/interference with aircraft or air transport facilities | 6 | 6 | 7 | 2 | 21 | 1 |
| 04j Endangering traffic offences | 64 | 59 | 57 | 63 | 243 | 66 |
| 05 Kidnapping and related offences | 40 | 37 | 40 | 27 | 144 | 27 |
| 05a False imprisonment | 27 | 19 | 20 | 17 | 83 | 19 |
| 05b Abduction of person under 16 years of age | 2 | 1 | 5 | 4 | 12 | 3 |
| 05c Human trafficking offences | 11 | 17 | 15 | 6 | 49 | 5 |

Table 2.2a Recorded crime incidents, Group 06 to Group 12, Q1 2007 to Q4 2008

| ICCSq offence group | 2007 | | | | | 2008 | | | | |
|---|---------------|---------------|---------------|---------------|---------------|---------------|---------------|---------------|---------------|---------------|
| | Q1 | Q2 | Q3 | Q4 | Total | Q1 | Q2 | Q3 | Q4 | Total |
| 06 Robbery, extortion and hijacking offences | 573 | 468 | 565 | 565 | 2,171 | 655 | 552 | 567 | 525 | 2,299 |
| 06a Robbery of an establishment or institution | 241 | 150 | 185 | 238 | 814 | 267 | 193 | 182 | 227 | 869 |
| 06b Robbery of cash or goods in transit | 7 | 4 | 2 | 7 | 20 | 4 | 5 | 12 | 5 | 26 |
| 06c Robbery from the person | 304 | 300 | 356 | 296 | 1,256 | 354 | 316 | 333 | 263 | 1,266 |
| 06d Blackmail or extortion | 6 | 6 | 4 | 4 | 20 | 7 | 6 | 6 | 3 | 22 |
| 06e Carjacking, hijacking/unlawful seizure of aircraft/vessel | 15 | 8 | 18 | 20 | 61 | 23 | 32 | 34 | 27 | 116 |
| 07 Burglary and related offences | 5,878 | 5,087 | 5,798 | 6,840 | 23,603 | 6,632 | 5,839 | 5,747 | 6,466 | 24,684 |
| 07a Aggravated burglary | 63 | 46 | 74 | 72 | 255 | 82 | 83 | 63 | 97 | 325 |
| 07b Burglary (not aggravated) | 5,742 | 4,974 | 5,638 | 6,698 | 23,052 | 6,438 | 5,651 | 5,555 | 6,291 | 23,935 |
| 07c Possession of an article (with intent to burgle, steal, demand) | 73 | 67 | 86 | 70 | 296 | 112 | 105 | 129 | 78 | 424 |
| 08 Theft and related offences | 18,105 | 18,841 | 19,397 | 18,847 | 75,190 | 18,830 | 20,081 | 19,348 | 18,603 | 76,862 |
| 08a Theft/Taking of vehicle and related offences | 3,453 | 3,253 | 3,391 | 3,434 | 13,531 | 3,577 | 3,569 | 3,695 | 3,466 | 14,307 |
| 08b Theft from person | 738 | 694 | 801 | 708 | 2,941 | 761 | 1,059 | 748 | 718 | 3,286 |
| 08c Theft from shop | 4,506 | 4,702 | 4,671 | 4,986 | 18,865 | 4,789 | 5,105 | 5,039 | 5,165 | 20,098 |
| 08d Other thefts, handling stolen property | 9,408 | 10,192 | 10,534 | 9,719 | 39,853 | 9,703 | 10,348 | 9,866 | 9,254 | 39,171 |
| 09 Fraud, deception and related offences | 1,560 | 1,304 | 1,485 | 1,509 | 5,858 | 1,402 | 1,435 | 1,317 | 1,256 | 5,410 |
| 09a Fraud, deception and related offences | 1,560 | 1,304 | 1,485 | 1,509 | 5,858 | 1,402 | 1,435 | 1,317 | 1,256 | 5,410 |
| 10 Controlled drug offences | 3,966 | 4,863 | 5,191 | 4,534 | 18,554 | 5,241 | 5,718 | 6,833 | 5,613 | 23,405 |
| 10a Importation of drugs | 15 | 10 | 13 | 16 | 54 | 20 | 12 | 18 | 17 | 67 |
| 10b Cultivation or manufacture of drugs | 25 | 41 | 58 | 37 | 161 | 29 | 42 | 91 | 56 | 218 |
| 10c Possession of drugs for sale or supply | 896 | 916 | 880 | 910 | 3,602 | 1,123 | 1,087 | 1,109 | 983 | 4,302 |
| 10d Possession of drugs for personal use | 2,849 | 3,691 | 4,062 | 3,406 | 14,008 | 3,893 | 4,396 | 5,431 | 4,373 | 18,093 |
| 10e Other drug offences | 181 | 205 | 178 | 165 | 729 | 176 | 181 | 184 | 184 | 725 |
| 11 Weapons and explosives offences | 734 | 829 | 920 | 1,112 | 3,595 | 930 | 950 | 1,027 | 1,109 | 4,016 |
| 11a Explosives, chemical weapons offences | 5 | 9 | 6 | 6 | 26 | 6 | 10 | 14 | 20 | 50 |
| 11b Discharging a firearm | 89 | 79 | 84 | 74 | 326 | 69 | 49 | 56 | 50 | 224 |
| 11c Possession of a firearm | 91 | 111 | 102 | 120 | 424 | 93 | 123 | 149 | 92 | 457 |
| 11d Offensive weapons offences (nec) | 545 | 629 | 708 | 695 | 2,577 | 753 | 761 | 778 | 687 | 2,979 |
| 11e Fireworks offences | 4 | 1 | 20 | 217 | 242 | 9 | 7 | 30 | 260 | 306 |
| 12 Damage to property and to the environment | 10,747 | 10,775 | 10,613 | 11,150 | 43,285 | 11,748 | 11,332 | 10,655 | 10,891 | 44,626 |
| 12a Arson | 394 | 547 | 487 | 570 | 1,998 | 527 | 577 | 542 | 509 | 2,155 |
| 12b Criminal damage (not arson) | 10,306 | 10,169 | 10,080 | 10,532 | 41,087 | 11,154 | 10,673 | 10,054 | 10,312 | 42,193 |
| 12c Litter offences | 47 | 59 | 46 | 48 | 200 | 67 | 82 | 59 | 70 | 278 |

Table 2.2b Recorded crime incidents, Group 06 to Group 12, Q1 2009 to Q1 2010

| ICCSq offence group | 2009 | | | | | 2010 |
|---|---------------|---------------|---------------|---------------|---------------|---------------|
| | Q1 | Q2 | Q3 | Q4 | Total | Q1 |
| 06 Robbery, extortion and hijacking offences | 676 | 575 | 589 | 645 | 2,485 | 840 |
| 06a Robbery of an establishment or institution | 331 | 240 | 194 | 263 | 1,028 | 325 |
| 06b Robbery of cash or goods in transit | 6 | 3 | 6 | 9 | 24 | 4 |
| 06c Robbery from the person | 309 | 303 | 352 | 345 | 1,309 | 478 |
| 06d Blackmail or extortion | 5 | 3 | 5 | 9 | 22 | 4 |
| 06e Carjacking, hijacking/unlawful seizure of aircraft/vessel | 25 | 26 | 32 | 19 | 102 | 29 |
| 07 Burglary and related offences | 6,343 | 6,234 | 7,194 | 7,087 | 26,858 | 6,165 |
| 07a Aggravated burglary | 97 | 83 | 92 | 96 | 368 | 89 |
| 07b Burglary (not aggravated) | 6,164 | 6,026 | 6,989 | 6,882 | 26,061 | 5,991 |
| 07c Possession of an article (with intent to burgle, steal, demand) | 82 | 125 | 113 | 109 | 429 | 85 |
| 08 Theft and related offences | 18,670 | 19,988 | 20,011 | 18,377 | 77,046 | 18,132 |
| 08a Theft/Taking of vehicle and related offences | 3,586 | 3,357 | 3,256 | 2,921 | 13,120 | 2,877 |
| 08b Theft from person | 657 | 662 | 654 | 723 | 2,696 | 754 |
| 08c Theft from shop | 5,036 | 5,370 | 5,146 | 5,125 | 20,677 | 4,978 |
| 08d Other thefts, handling stolen property | 9,391 | 10,599 | 10,955 | 9,608 | 40,553 | 9,523 |
| 09 Fraud, deception and related offences | 1,350 | 1,310 | 1,178 | 1,105 | 4,943 | 1,187 |
| 09a Fraud, deception and related offences | 1,350 | 1,310 | 1,178 | 1,105 | 4,943 | 1,187 |
| 10 Controlled drug offences | 5,626 | 5,790 | 5,993 | 4,575 | 21,984 | 4,656 |
| 10a Importation of drugs | 18 | 8 | 9 | 11 | 46 | 9 |
| 10b Cultivation or manufacture of drugs | 53 | 65 | 80 | 75 | 273 | 64 |
| 10c Possession of drugs for sale or supply | 986 | 1,055 | 1,077 | 921 | 4,039 | 984 |
| 10d Possession of drugs for personal use | 4,359 | 4,443 | 4,615 | 3,394 | 16,811 | 3,432 |
| 10e Other drug offences | 210 | 219 | 212 | 174 | 815 | 167 |
| 11 Weapons and explosives offences | 967 | 931 | 1,015 | 1,137 | 4,050 | 860 |
| 11a Explosives, chemical weapons offences | 11 | 7 | 15 | 13 | 46 | 8 |
| 11b Discharging a firearm | 72 | 67 | 55 | 30 | 224 | 50 |
| 11c Possession of a firearm | 103 | 101 | 110 | 104 | 418 | 94 |
| 11d Offensive weapons offences (nec) | 770 | 750 | 811 | 646 | 2,977 | 691 |
| 11e Fireworks offences | 11 | 6 | 24 | 344 | 385 | 17 |
| 12 Damage to property and to the environment | 10,910 | 10,893 | 10,640 | 9,885 | 42,328 | 9,540 |
| 12a Arson | 746 | 779 | 808 | 679 | 3,012 | 557 |
| 12b Criminal damage (not arson) | 10,108 | 10,042 | 9,790 | 9,165 | 39,105 | 8,933 |
| 12c Litter offences | 56 | 72 | 42 | 41 | 211 | 50 |

Table 2.3a Recorded crime incidents, Group 13 and Group 15, Q1 2007 to Q4 2008

| ICCSq offence group | 2007 | | | | | 2008 | | | | |
|---|---------------|---------------|---------------|---------------|---------------|---------------|---------------|---------------|---------------|---------------|
| | Q1 | Q2 | Q3 | Q4 | Total | Q1 | Q2 | Q3 | Q4 | Total |
| 13 Public order and other social code offences | 13,784 | 15,332 | 15,797 | 15,673 | 60,586 | 15,391 | 15,722 | 15,825 | 14,884 | 61,822 |
| 13a Disorderly conduct | 11,431 | 12,842 | 13,251 | 13,676 | 51,200 | 13,201 | 13,503 | 13,698 | 13,019 | 53,421 |
| 13b Trespass offences | 660 | 795 | 806 | 741 | 3,002 | 906 | 1,029 | 965 | 775 | 3,675 |
| 13c Liquor licensing offences | 1,200 | 1,369 | 1,480 | 987 | 5,036 | 1,078 | 956 | 955 | 855 | 3,844 |
| 13d Prostitution offences | 30 | 35 | 22 | 22 | 109 | 37 | 48 | 18 | 33 | 136 |
| 13e Regulated betting/money collection/trading offences | 121 | 161 | 122 | 134 | 538 | 75 | 108 | 116 | 116 | 415 |
| 13f Other social code offences (nec) | 342 | 130 | 116 | 113 | 701 | 94 | 78 | 73 | 86 | 331 |
| 15 Offences against Government, justice procedures and organisation of crime | 2,953 | 2,722 | 2,630 | 2,698 | 11,003 | 3,234 | 3,520 | 3,660 | 2,876 | 13,290 |
| 15a Offences against government and its agents (nec) | 108 | 80 | 134 | 80 | 402 | 123 | 125 | 72 | 75 | 395 |
| 15b Organisation of crime and conspiracy to commit crime | 2 | 3 | 4 | 1 | 10 | 2 | 4 | 3 | 3 | 12 |
| 15c Perverting the course of justice | 57 | 39 | 43 | 54 | 193 | 47 | 39 | 43 | 41 | 170 |
| 15d Offences while in custody, breach of court orders | 2,786 | 2,600 | 2,449 | 2,563 | 10,398 | 3,062 | 3,352 | 3,542 | 2,757 | 12,713 |

10

Table 2.3b Recorded crime incidents, Group 13 and Group 15, Q1 2009 to Q1 2010

| ICCSq offence group | 2009 | | | | | 2010 |
|---|---------------|---------------|---------------|---------------|---------------|---------------|
| | Q1 | Q2 | Q3 | Q4 | Total | Q1 |
| 13 Public order and other social code offences | 13,773 | 14,928 | 14,747 | 13,866 | 57,314 | 12,257 |
| 13a Disorderly conduct | 11,876 | 12,899 | 12,737 | 11,914 | 49,426 | 10,515 |
| 13b Trespass offences | 888 | 998 | 988 | 924 | 3,798 | 780 |
| 13c Liquor licensing offences | 824 | 833 | 816 | 809 | 3,282 | 770 |
| 13d Prostitution offences | 29 | 21 | 17 | 26 | 93 | 26 |
| 13e Regulated betting/money collection/trading offences | 98 | 96 | 130 | 131 | 455 | 115 |
| 13f Other social code offences (nec) | 58 | 81 | 59 | 62 | 260 | 51 |
| 15 Offences against Government, justice procedures and organisation of crime | 3,255 | 3,087 | 2,738 | 2,498 | 11,578 | 2,215 |
| 15a Offences against government and its agents (nec) | 180 | 134 | 137 | 142 | 593 | 83 |
| 15b Organisation of crime and conspiracy to commit crime | 2 | 3 | 0 | 0 | 5 | 5 |
| 15c Perverting the course of justice | 40 | 38 | 36 | 29 | 143 | 21 |
| 15d Offences while in custody, breach of court orders | 3,033 | 2,912 | 2,565 | 2,327 | 10,837 | 2,106 |

Background Notes

Introduction The Crime Incidents, Quarter 1, 2010 release provides provisional figures for the number of offences recorded by An Garda Síochána, based on the Irish Crime Classification System (ICCS) but excluding elements of Group 4 (*Dangerous or Negligent Acts*), and all of Groups 14 (*Road and Traffic Offences (Not Elsewhere Classified or nec)*) and 16 (*Offences Not Elsewhere Classified*). Figures are provided from Quarter 1, 2007 to Quarter 1, 2010. The information supplied in this report refers only to crime incidents known to An Garda Síochána and recorded as such in the Garda PULSE (Police Using Leading Systems Effectively) system. Because of timing issues with respect to the extraction of data, figures may be revised subsequent to this publication.

Crime recording Incidents reported or which become known to members of An Garda Síochána are recorded when, on the balance of probability, a Garda determines that a criminal offence defined by law has taken place, and there is no credible evidence to the contrary. If it is subsequently determined that a criminal offence did not take place, the criminal offence recorded is invalidated and is not counted in the statistics. If a person makes a report and subsequently withdraws it by stating that the criminal act did not take place, then this too is invalidated unless there is evidence to suggest that, by reasonable probability, the offence has taken place.

For criminal offences where victim confirmation is required (e.g. assault, fraud), a criminal offence is recorded only where the victim confirms the offence or where there is evidence to suggest that by reasonable probability it occurred. Another important feature of a recorded offence is that it is based on the date reported to, or that it became known to, the Gardaí. This has major implications for some offence types. Notable amongst these are sexual offences, as it has often been the case that such incidents have been reported to An Garda Síochána many years (sometimes decades) after the event(s). Thus a sexual assault, which occurred in 1960, would be included in the statistics for 2006 if it was first reported in that year.

Crime classification A criminal offence is classified as a particular offence type at the initial recording of that offence. However, upon investigation, it may later become apparent that an alternative offence type should be used. In this event, the record is amended to reflect this. Re-classification on the basis of court proceedings only occurs in relation to homicide offences. A murder offence is reclassified as manslaughter when a charge of manslaughter commences or when a murder charge results in a conviction for manslaughter. It is also possible, though more rare, that an incident originally classified as manslaughter may be re-classified as murder. Also, a re-classification to a homicide offence occurs when, for example, a serious assault has been recorded and, some time later, the victim dies as a consequence of the assault.

General counting rules Crime counting rules are applied to all criminal offences for the purposes of the statistics. The following are the main rules relevant to the quarterly figures:

Primary Offence Rule: Where two or more criminal offences are disclosed in a single episode, it is the primary criminal offence that is counted. The primary offence is that offence which the greater penalty may apply. Where offences have similar penalties, offences against the person take precedence over offences against property for the purpose of determining the primary offence.

One Offence Counts Per Victim: One offence counts per victim involved with the exceptions of cheque or credit card fraud and burglary. Under certain circumstances, the cheque or credit card exception necessitates that a series of these offences counts as one crime where the originating bank ultimately suffers the loss. The burglary exception dictates that one burglary offence is counted where property belonging to two or more victims is stolen (or damaged) during a single burglary.

Continuous Series Involving the Same Victim and Same Offender: A continuous series of offences against the same victim involving the same offender counts as one offence.

ICCSq Offence Groups

| | | | |
|---|------------------------------|--|---|
| 01 Homicide offences | 01a | Murder | Murder |
| | 01b | Manslaughter | Manslaughter |
| | 01c | Infanticide | Infanticide |
| | 01d | Dangerous driving leading to death | Manslaughter (traffic fatality) Dangerous driving causing death |
| 02 Sexual offences | 02a | Rape of a male or female | Rape of a male or female Rape Section 4 |
| | 02b | Defilement of a boy or girl less than 17 years old | Unlawful carnal knowledge / Criminal law (Sexual Offences Act) 2006 Buggery |
| | 02c | Sexual offence involving mentally impaired person | Sexual offence involving mentally impaired person |
| | 02d | Aggravated sexual assault | Aggravated sexual assault |
| | 02e | Sexual assault (not aggravated) | Sexual assault |
| | 02f | Other sexual offences | Incest Child pornography offences Child pornography – obstruction of warrant Gross indecency |
| 03 Attempts or threats to murder, assaults, harassments and related offences | 03a | Murder-attempt | Murder-attempt |
| | 03b | Murder-threat | Murder-threat |
| | 03c | Assault causing harm, poisoning | Assault causing harm Poisoning |
| | 03d | Other assault | Assault or obstruction of Garda/official, resisting arrest Minor assault |
| | 03e | Harassment and related offences | Coercion Harassment, stalking, threats Demanding payment of debt causing alarm Menacing phone calls Incitement to hatred offences |
| 04 Dangerous or negligent acts | 04a | Dangerous driving causing serious bodily harm | Dangerous driving causing serious bodily harm |
| | 04b | Driving/In charge of a vehicle while over legal alcohol limit | Driving/In charge of a vehicle while over legal alcohol limit |
| | 04c | Driving/In charge of a vehicle under the influence of drugs | Driving/In charge of a vehicle under the influence of drugs |
| | 04f | Endangerment with potential for serious harm or death | Endangerment with potential for serious harm or death |
| | 04g | Abandoning a child, child neglect and cruelty | Abandoning a child, child neglect and cruelty |
| | 04h | Unseaworthy/dangerous use of boat or ship | Unseaworthy/dangerous use of boat or ship |
| | 04i | False alarm/interference with aircraft or air transport facilities | False alarm/interference with aircraft or air transport facilities |
| 04j | Endangering traffic offences | Endangering traffic offences | |
| 05 Kidnapping and related offences | 05a | False imprisonment | False imprisonment |
| | 05b | Abduction of person under 16 years of age | Abduction of person under 16 years of age |
| | 05c | Human trafficking offences | Human trafficking offences |

| | | | |
|---|-----|---|--|
| 06 Robbery, extortion and hijacking offences | 06a | Robbery of an establishment or institution | Robbery of an establishment or institution |
| | 06b | Robbery of cash or goods in transit | Robbery of cash or goods in transit |
| | 06c | Robbery from the person | Robbery from the person |
| | 06d | Blackmail or extortion | Blackmail or extortion |
| | 06e | Carjacking, hijacking/unlawful seizure of aircraft/vessel | Carjacking, hijacking/unlawful seizure of aircraft/vessel |
| 07 Burglary and related offences | 07a | Aggravated burglary | Aggravated burglary |
| | 07b | Burglary (not aggravated) | Burglary (not aggravated) |
| | 07c | Possession of an article (with intent to burgle, steal, demand) | Possession of an article (with intent to burgle, steal, demand) |
| 08 Theft and related Offences | 08a | Theft/Taking of vehicle and related offences | Theft/Unauthorised taking of vehicle Interfering with vehicle (with intent to steal item or vehicle) |
| | 08b | Theft from person | Theft from person |
| | 08c | Theft from shop | Theft from shop |
| | 08d | Other thefts, handling stolen property | Theft from vehicle Theft/ Unauthorised taking of a pedal cycle Theft of, or interference with, mail Handling or possession of stolen property Theft of other property |
| 09 Fraud, deception and related offences | 09a | Fraud, deception and related offences | Fraud, deception, false pretence offences Forging an instrument to defraud Possession of an article for use in fraud, Falsification of accounts Offences under the Companies Act Offences under the Investment Intermediaries Offences under the Stock Exchange Act Money laundering Embezzlement Fraud against the European Union Importation/Sale/Supply of tobacco Counterfeiting notes and coins Bad debts criminal (Debtors Ireland) Corruption (involving public office holder) |
| 10 Controlled drug offences | 10a | Importation of drugs | Importation of drugs |
| | 10b | Cultivation or manufacture of drugs | Cultivation or manufacture of drugs |
| | 10c | Possession of drugs for sale or supply | Possession of drugs for sale or supply |
| | 10d | Possession of drugs for personal use | Possession of drugs for personal use |
| | 10e | Other drug offences | Forged or altered prescription offences obstruction under the Drugs Act |
| 11 Weapons and explosives offences | 11a | Explosives, chemical weapons offences | Causing an explosion Making of explosives Possession of explosives Chemical weapons offences |
| | 11b | Discharging a firearm | Discharging a firearm |
| | 11c | Possession of a firearm | Possession of a firearm |
| | 11d | Offensive weapons offences (nec) | Possession of offensive weapons (not firearms) |
| | 11e | Fireworks offences | Fireworks offences (for sale, igniting etc.) |

| | | | |
|---|--|---|---|
| 12 Damage to property and to the environment | 12a | Arson | Arson |
| | 12b | Criminal damage (not arson) | Criminal damage (not arson) |
| | 12c | Litter offences | Litter offences |
| 13 Public order and other social code offences | 13a | Disorderly conduct | Affray/Riot/Violent disorder |
| | | | Public order offences |
| | 13b | Trespass offences | Drunkenness offences |
| | | | Air rage-disruptive or drunken behaviour on aircraft |
| | 13c | Liquor licensing offences | Forcible entry and occupation (not burglary) |
| | | | Trespass on lands or enclosed areas |
| 13d | Prostitution offences | Liquor licensing offences | |
| | | Registered clubs offences | |
| 13e | Regulated betting or money, collection or trading offences | Special restaurant offences | |
| | | Brothel keeping | |
| 13f | Other social code offences (nec) | Organisation of prostitution | |
| | | Prostitution, including soliciting etc. | |
| 15 Offences against Government, justice procedures and organisation of crime | 15a | Offences against government and its agents (nec) | Offences under the Betting Acts |
| | | | Collecting money without permit, unauthorised collection |
| | | | Offences under Gaming and Lotteries Acts |
| | | | Permit/License offences for casual/street trading |
| | | | Allowing a child (under 16 years) to beg |
| | | | Bigamy |
| | | | Bestiality |
| | | | Indecency |
| | | | Begging |
| | | | Treason |
| | | | Breaches of Offences Against the State Acts |
| | | | Breaches of Official Secrets Act |
| | | | Impersonating member of An Garda Síochána |
| | | | Electoral offences including personation |
| | | | Public mischief-annoying phone calls, wasting police time |
| 15b | Organisation of crime and conspiracy to commit crime | Criminal Assets Bureau offences | |
| | | Non compliance with Garda direction | |
| 15c | Perverting the course of justice | Criminal organisation offences (organised crime) | |
| | | Conspiracy to commit a crime | |
| 15d | Offences while in custody, breach of court orders | Perjury | |
| | | Interfering with a jury (embracery) | |
| | | Assisting offenders | |
| | | Public mischief, pervert course of justice, | |
| | | Escape or help to escape from custody | |
| | | Prison offences | |
| | | Breach of Domestic Violence Order (protection, safety, barring) | |
| Breach of order under Family Law Act | | | |
| Breach of bail | | | |
| Failure to comply under Sex Offenders Act | | | |
| Other failure to comply with court order, jury | | | |