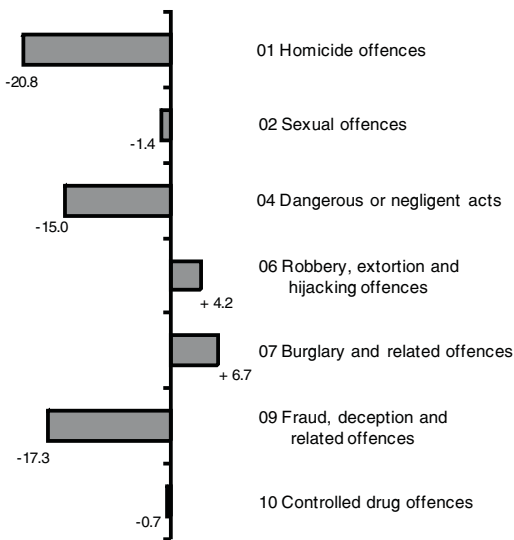




Recorded Crime Quarter 2 2009

Fig1: Percentage change between Q2 2008 and Q2 2009 for selected offence groups



Burglaries rise by 6.7%

When comparing Quarter 2 2009 (Q2 2009) with Quarter 2 2008, decreases were observed in the number of offences recorded in most groups. Among the groups to show an increase in the number of offences recorded were Group 06 *Robbery, extortion and hijacking offences* and Group 07 *Burglary and related offences*. See *figure 1*.

There were notable decreases in Group 01 *Homicide offences*, Group 04 *Dangerous or negligent acts*, and Group 09 *Fraud, deception and related offences*, when comparing the 12-month period ending in Q2 2009 with the corresponding period ending in Q2 2008. Other groups showed increases in the 12-month period, such as Group 06 *Robbery, extortion and hijacking offences*, Group 10 *Controlled drug offences* and Group 11 *Weapons and explosive offences*.

Group 01 - Homicides

There were 15 recorded *Murder* offences in Q2 2009, an increase of 7 on Q2 2008. However, for the 12-month period ending in Q2 2009, there were 58 *Murder* offences recorded, compared with 63 in the corresponding period ending in Q2 2008, a decrease of 7.9%. The decrease in the number of *Dangerous driving leading to death* offences from 13 in Q2 2008 to 4 in Q2 2009 may be due to the fact that all road collision investigations for this period have not yet concluded, which will result in some being reclassified as homicide. *Figure 2* provides a good indication of the trends in the annualised (i.e. the 12-month running total to the end of a quarter) figures for all offence types within this group.

Group 02 - Sexual Offences

The number of offences in this group decreased slightly from 345 in Q2 2008 to 340 in Q2 2009. However, for the 12-month period ending in Q2 2009, there were 374 *Rape of a male or female* offences recorded, compared with 335 in the corresponding period ending in Q2 2008, an increase of 11.6%. See *figure 3* for the annualised totals for *Sexual offences* since Q2 2007.

Group 03 - Attempts/Threats to Murder, Assaults, Harassments and Related Offences

The number of *Assault causing harm, poisoning* offences decreased from 1,000 in Q2 2008 to 921 in Q2 2009. The annualised total for *Murder-attempts or threat* offences in the period ending in Q2 2009 was 206, an increase of 7 (+3.5%) on the corresponding period ending in Q2 2008. The largest numbers of offences in this group were recorded under *Other assault* with 11,722, a small decrease on 12,135 offences recorded in the corresponding period ending in June 2008.

Group 04 - Dangerous or Negligent Acts

In Q2 2009, there were 4,277 recorded *Dangerous or negligent acts* offences, a decrease of 755 (-15.0%) on the same quarter in 2008. The number of *Driving or in charge of a vehicle under the influence of drugs* offences increased by 81.1%, from 450 to 815, in the 12-month periods ending in June 2008 and June 2009 respectively.

Published by the Central Statistics Office, Ireland.

Ardee Road
Dublin 6
Ireland

Skehard Road
Cork
Ireland

LoCall: 1890 313 414 (ROI)
0870 8760256 (UK/NL)

Tel: +353 1 498 4000
Fax: +353 1 498 4229

Tel: +353 21 453 5000
Fax: +353 21 453 5294

Both offices may be contacted through any of these telephone numbers.

CSO on the Web: www.cso.ie
and go to

People and Society: Crime and Justice

Director General: Gerard O'Hanlon

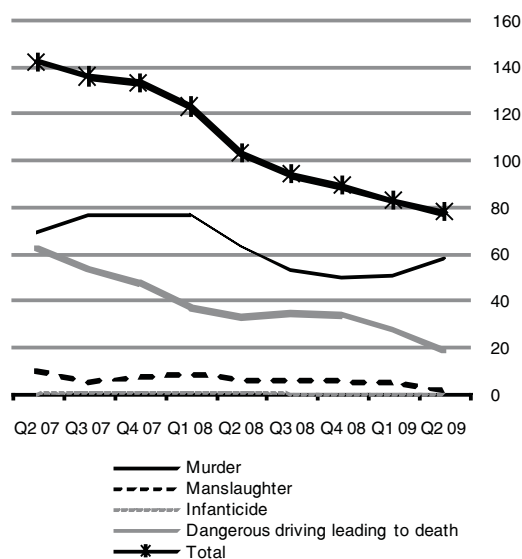
Enquiries:

Crime Statistics
Crime Statistics Section,
ext 5264, 5716
Email crime@cso.ie

Queries and Sales
Information Section, ext 5021
information@cso.ie

© Central Statistics Office
The contents of this release may be quoted provided the source is given clearly and accurately. Reproduction for own or internal use is permitted.

Fig 2: Annualised total homicide offences, Q2 2007 to Q2 2009



Group 05 - Kidnapping and Related Offences

Comparing figures for Q2 2009 with Q2 2008, *Kidnapping and related offences* increased by 81.3% to 29. In the 12-month period ending in Q2 2009, *False imprisonment* offences decreased by 23.8% when compared with the corresponding period ending in Q2 2008, from 63 to 48. It is important to note that a new offence type *Human trafficking offences* has been added to this group since January 2009, which will affect the total number of offences recorded in this group.

Group 06 - Robbery, Extortion and Hijacking Offences

The quarterly figure for *Robbery, extortion and hijacking offences* rose by 4.2%, from 553 in Q2 2008 to 576 in Q2 2009. There were 981 recorded offences of *Robbery of an establishment or institution* in the 12-month period ending in June 2009, a rise of over 11% on the corresponding period ending in June 2008.

Group 07 - Burglary and Related Offences

In Q2 2009, there were 6,236 recorded *Burglary and related offences* representing an increase of 390 (+6.7%) on Q2 2008. For the 12-month period ending in Q2 2009, recorded *Aggravated burglary* offences increased by almost 10% to 340 when compared with the corresponding period ending in Q2 2008.

Group 08 - Theft and Related Offences

Overall, Theft and Related offences remain the same. *Theft from person* offences decreased from 1,062 in Q2 2008 to 673 in Q2 2009, a decrease of 36.6% - this indicates a reversion to long-term trends in this offence type. The annualised figure for *Theft from shop* rose by 1,045 (+5.3%) from 19,558 to 20,603 in the 12-month period prior to the end of Q2 2009.

Group 09 - Fraud, Deception and Related Offences

There were 1,191 recorded *Fraud, deception and related offences* in Q2 2009. This is a decrease of 249 (-17.3%) on the same period in Q2 2008. In the 12-month period ending in Q2 2009, *Fraud, deception and related offences* decreased by 12.5% when compared with the corresponding period ending in Q2 2008, from 5,833 to 5,103.

Group 10 - Controlled Drug Offences

The twelve-month total for *Controlled drug offences* increased by 14.7%, from 20,711, in the period ending June 2008, to 23,749 in the period ending June 2009. *Possession of drugs for personal use* offences rose from 15,784 to 18,518 over this period, an increase of 17.3%.

Group 11 - Weapons and Explosives Offences

There were 909 offences in Group 11 *Weapons and explosives offences*, in Q2 2009, a decrease of 4.5% on Q2 2008. The number of *Explosives, chemical weapons offences* rose from 28 for the twelve-month period ending in Q2 2008 to 51 for the same period ending in Q2 2009, an increase of over 82%.

Group 12 - Damage to Property and to the Environment

Recorded *Arson* offences have risen by 28.4% from 603 in Q2 2008 to 774 in Q2 2009. The largest number of offences recorded in this group was for *Criminal damage (not arson)*. These offences have decreased by 7.8% to 9,844 in Q2 2009.

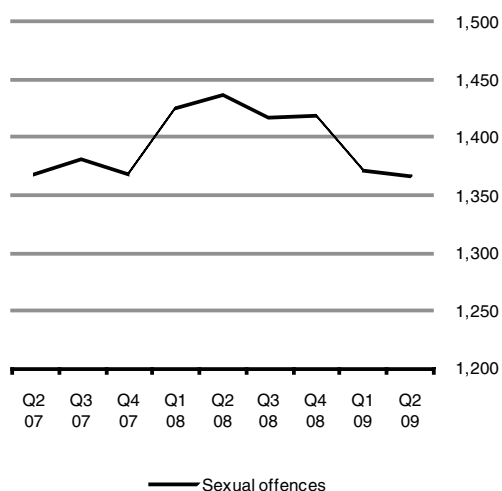
Group 13 - Public Order and other Social Code Offences

Recorded *Public order and other social code offences* fell by 7.7% from 15,755 in Q2 2008 to 14,553 in Q2 2009. The most frequently occurring offences in this group were under *Disorderly conduct*, which have fallen from 13,506 in Q2 2008 to 12,643 in Q2 2009. For Q2 2009, this is equivalent to approximately 140 *Disorderly conduct* offences a day. In Q2 2009, there were 765 *Liquor licensing offences*, a decrease of almost 20% on the Q2 2008 figure.

Group 15 - Offences against Government, Justice Procedures and Organisation of Crime

There were 11,835 *Offences against Government, justice procedures and organisation of crime* recorded in the 12-month period ending in June 2009, a slight decrease when compared with the same period in 2008.

Fig 3: Annualised total sexual offences, Q2 2007 to Q2 2009



Tables

Table 1 Recorded Crime incidents classified by offence group, Quarter 2 (Q2) and annualised total¹ to Q2, 2008 and 2009

ICCSq offence group	Q2				Annualised total to Q2			
	2008	2009	Change	% Change	2008	2009	Change	% Change
01 Homicide offences	24	19	- 5	- 20.8	103	78	- 25	- 24.3
01a Murder	8	15	+ 7	+ 87.5	63	58	- 5	- 7.9
01b Manslaughter	3	0	- 3	-100.0	6	1	- 5	- 83.3
01c Infanticide	0	0	0	-	1	0	- 1	-100.0
01d Dangerous driving leading to death	13	4	- 9	- 69.2	33	19	- 14	- 42.4
02 Sexual offences	345	340	- 5	- 1.4	1,436	1,367	- 69	- 4.8
02a Rape of a male or female	81	81	0	0.0	335	374	+ 39	+ 11.6
02b Defilement of a boy or girl less than 17 years old	17	17	0	0.0	81	91	+ 10	+ 12.3
02c Sexual offence involving mentally impaired person	3	1	- 2	- 66.7	8	7	- 1	- 12.5
02d Aggravated sexual assault	2	2	0	0.0	10	14	+ 4	+ 40.0
02e Sexual assault (not aggravated)	225	219	- 6	- 2.7	916	806	-110	- 12.0
02f Other sexual offences	17	20	+ 3	+ 17.6	86	75	- 11	- 12.8
03 Attempts/threats to murder, assaults, harassments and related offences	5,025	4,241	-784	- 15.6	18,937	18,047	-890	- 4.7
03a Murder-attempt	3	0	- 3	-100.0	7	9	+ 2	+ 28.6
03b Murder-threat	58	56	- 2	- 3.4	199	206	+ 7	+ 3.5
03c Assault causing harm, poisoning	1,000	921	- 79	- 7.9	3,974	3,679	-295	- 7.4
03d Other assault	3,223	2,722	-501	- 15.5	12,135	11,722	-413	- 3.4
03e Harassment and related offences	741	542	-199	- 26.9	2,622	2,431	-191	- 7.3
04 Dangerous or negligent acts	5,032	4,277	-755	- 15.0	20,916	17,923	-2,993	- 14.3
04a Dangerous driving causing serious bodily harm	5	3	- 2	- 40.0	23	14	- 9	- 39.1
04b Driving/In charge of a vehicle while over legal alcohol limit	4,626	3,928	-698	- 15.1	19,500	16,228	-3,272	- 16.8
04c Driving/In charge of a vehicle under the influence of drugs	155	150	- 5	- 3.2	450	815	+365	+ 81.1
04f Endangerment with potential for serious harm or death	17	10	- 7	- 41.2	60	54	- 6	- 10.0
04g Abandoning a child, child neglect and cruelty	171	129	- 42	- 24.6	603	552	- 51	- 8.5
04h Unseaworthy/dangerous use of boat or ship	1	2	+ 1	+100.0	3	2	- 1	- 33.3
04i False alarm/interference with aircraft or air transport facilities	15	5	- 10	- 66.7	40	29	- 11	- 27.5
04j Endangering traffic offences	42	50	+ 8	+ 19.0	237	229	- 8	- 3.4
05 Kidnapping and related offences	16	29	+ 13	+ 81.3	90	108	+ 18	+ 20.0
05a False imprisonment	12	7	- 5	- 41.7	63	48	- 15	- 23.8
05b Abduction of person under 16 years of age	4	7	+ 3	+ 75.0	27	29	+ 2	+ 7.4
05c Human trafficking offences	n/a ²	15	n/a	n/a	n/a	31	n/a	n/a
06 Robbery, extortion and hijacking offences	553	576	+ 23	+ 4.2	2,340	2,356	+ 16	+ 0.7
06a Robbery of an establishment or institution	193	240	+ 47	+ 24.4	882	981	+ 99	+ 11.2
06b Robbery of cash or goods in transit	5	3	- 2	- 40.0	18	26	+ 8	+ 44.4
06c Robbery from the person	317	304	- 13	- 4.1	1,325	1,220	-105	- 7.9
06d Blackmail or extortion	6	2	- 4	- 66.7	21	16	- 5	- 23.8
06e Carjacking, hijacking/unlawful seizure of aircraft/vessel	32	27	- 5	- 15.6	94	113	+ 19	+ 20.2

¹ The annualised figure for a given quarter is the total number of crimes recorded in the 12 months prior to end of that quarter.

² Not available.

Table 1 (contd.) Recorded Crime incidents classified by offence group, Quarter 2 (Q2) and annualised total¹ to Q2, 2008 and 2009

ICCSq offence group	Q2				Annualised total to Q2			
	2008	2009	Change	% Change	2008	2009	Change	% Change
07 Burglary and related offences	5,846	6,236	+390	+ 6.7	25,103	24,831	-272	- 1.1
07a Aggravated burglary	83	82	- 1	- 1.2	310	340	+ 30	+ 9.7
07b Burglary (not aggravated)	5,658	6,035	+377	+ 6.7	24,419	24,084	-335	- 1.4
07c Possession of an article (with intent to burgle, steal, demand)	105	119	+ 14	+ 13.3	374	407	+ 33	+ 8.8
08 Theft and related offences	20,106	19,841	-265	- 1.3	77,235	76,470	-765	- 1.0
08a Theft/taking of vehicle and related offences	3,573	3,373	-200	- 5.6	13,980	14,122	+142	+ 1.0
08b Theft from person	1,062	673	-389	- 36.6	3,335	2,820	-515	- 15.4
08c Theft from shop	5,102	5,355	+253	+ 5.0	19,558	20,603	+1,045	+ 5.3
08d Other thefts, handling stolen property	10,369	10,440	+ 71	+ 0.7	40,362	38,925	-1,437	- 3.6
09 Fraud, deception and related offences	1,440	1,191	-249	- 17.3	5,833	5,103	-730	- 12.5
09a Fraud, deception and related offences	1,440	1,191	-249	- 17.3	5,833	5,103	-730	- 12.5
10 Controlled drug offences	5,725	5,686	- 39	- 0.7	20,711	23,749	+3,038	+ 14.7
10a Importation of drugs	12	8	- 4	- 33.3	61	61	0	0.0
10b Cultivation or manufacture of drugs	42	65	+ 23	+ 54.8	165	265	+100	+ 60.6
10c Possession of drugs for sale or supply	1,087	1,040	- 47	- 4.3	4,004	4,128	+124	+ 3.1
10d Possession of drugs for personal use	4,403	4,367	- 36	- 0.8	15,784	18,518	+2,734	+ 17.3
10e Other drug offences	181	206	+ 25	+ 13.8	697	777	+ 80	+ 11.5
11 Weapons and explosives offences	952	909	- 43	- 4.5	3,920	4,003	+ 83	+ 2.1
11a Explosives, chemical weapons offences	10	6	- 4	- 40.0	28	51	+ 23	+ 82.1
11b Discharging a firearm	49	68	+ 19	+ 38.8	276	246	- 30	- 10.9
11c Possession of a firearm	125	100	- 25	- 20.0	446	443	- 3	- 0.7
11d Offensive weapons offences (nec)	761	730	- 31	- 4.1	2,919	2,956	+ 37	+ 1.3
11e Fireworks offences	7	5	- 2	- 28.6	251	307	+ 56	+ 22.3
12 Damage to property and to the environment	11,367	10,680	-687	- 6.0	44,932	43,167	-1,765	- 3.9
12a Arson	603	774	+171	+ 28.4	2,221	2,630	+409	+ 18.4
12b Criminal damage (not arson)	10,682	9,844	-838	- 7.8	42,470	40,293	-2,177	- 5.1
12c Litter offences	82	62	- 20	- 24.4	241	244	+ 3	+ 1.2
13 Public order and other social code offences	15,775	14,553	-1,222	- 7.7	62,710	58,945	-3,765	- 6.0
13a Disorderly conduct	13,506	12,643	-863	- 6.4	53,621	51,188	-2,433	- 4.5
13b Trespass offences	1,031	956	- 75	- 7.3	3,478	3,552	+ 74	+ 2.1
13c Liquor licensing offences	955	765	-190	- 19.9	4,563	3,361	-1,202	- 26.3
13d Prostitution offences	48	20	- 28	- 58.3	130	101	- 29	- 22.3
13e Regulated betting/money, collection/trading offences	157	94	- 63	- 40.1	511	456	- 55	- 10.8
13f Other social code offences (nec)	78	75	- 3	- 3.8	407	287	-120	- 29.5
15 Offences against Government, justice procedures and organisation of crime	3,512	2,382	-1,130	- 32.2	12,030	11,835	-195	- 1.6
15a Offences against government and its agents (nec)	125	121	- 4	- 3.2	466	445	- 21	- 4.5
15b Organisation of crime and conspiracy to commit crime	4	3	- 1	- 25.0	12	11	- 1	- 8.3
15c Perverting the course of justice	39	33	- 6	- 15.4	181	154	- 27	- 14.9
15d Offences while in custody, breach of court orders	3,344	2,225	-1,119	- 33.5	11,371	11,225	-146	- 1.3

¹ The annualised figure for a given quarter is the total number of crimes recorded in the 12 months prior to end of that quarter.

Table 2.1a Recorded Crime incidents classified by offence Group 01 to Group 05, quarterly and annual, Q1 2006 to Q4 2007

ICCSq offence group	2006					2007				
	Q1	Q2	Q3	Q4	Total	Q1	Q2	Q3	Q4	Total
01 Homicide offences	32	40	36	29	137	33	44	30	26	133
01a Murder	12	14	15	20	61	13	22	22	20	77
01b Manslaughter	1	2	5	0	8	0	5	0	2	7
01c Infanticide	0	0	0	0	0	0	0	1	0	1
01d Dangerous driving leading to death	19	24	16	9	68	20	17	7	4	48
02 Sexual offences	460	309	346	305	1,420	384	333	360	292	1,369
02a Rape of a male or female	107	87	101	72	367	85	94	94	80	353
02b Defilement of a boy or girl less than 17 years old	36	14	13	13	76	25	15	25	12	77
02c Sexual offence involving mentally impaired person	4	6	3	2	15	6	2	2	2	12
02d Aggravated sexual assault	4	0	5	7	16	3	7	6	2	18
02e Sexual assault (not aggravated)	292	189	209	201	891	232	200	203	176	811
02f Other sexual offences	17	13	15	10	55	33	15	30	20	98
03 Attempts/threats to murder, assaults, harassments and related offences	3,600	3,465	4,102	4,275	15,442	4,108	4,346	4,459	4,672	17,585
03a Murder-attempt	3	2	1	2	8	1	0	2	2	5
03b Murder-threat	33	16	18	27	94	40	32	48	40	160
03c Assault causing harm, poisoning	992	928	1,041	1,052	4,013	924	996	987	1,000	3,907
03d Other assault	2,212	2,210	2,636	2,664	9,722	2,513	2,747	2,887	3,049	11,196
03e Harassment and related offences	360	309	406	530	1,605	630	571	535	581	2,317
04 Dangerous or negligent acts	3,880	4,617	5,189	5,595	19,281	5,008	5,310	5,392	5,299	21,009
04a Dangerous driving causing serious bodily harm	6	8	4	5	23	6	9	7	3	25
04b Driving/In charge of a vehicle while over legal alcohol limit	3,724	4,427	5,031	5,420	18,602	4,807	4,983	5,072	4,976	19,838
04c Driving/In charge of a vehicle under the influence of drugs	28	27	26	36	117	37	60	57	104	258
04f Endangerment with potential for serious harm/death	16	24	18	13	71	11	27	16	14	68
04g Abandoning a child, child neglect and cruelty	74	86	64	79	303	97	171	186	128	582
04h Unseaworthy/dangerous use of boat or ship	n/a ¹	n/a	n/a	n/a	n/a	n/a	n/a	1	0	1
04i False alarm/interference with aircraft or air transport facilities	4	6	4	2	16	3	1	5	12	21
04j Endangering traffic offences	28	39	42	40	149	47	59	48	62	216
05 Kidnapping and related offences	23	20	18	19	80	24	26	26	30	106
05a False imprisonment	17	14	13	11	55	17	17	18	22	74
05b Abduction of person under 16 years of age	6	6	5	8	25	7	9	8	8	32
05c Human trafficking offences	n/a	n/a	n/a	n/a	n/a	n/a	n/a	n/a	n/a	n/a

¹ Not available.

Table 2.1b Recorded Crime incidents classified by offence Group 01 to Group 05, quarterly and annual, Q1 2008 to Q2 2009

ICCSq offence group	2008					2009	
	Q1	Q2	Q3	Q4	Total	Q1	Q2
01 Homicide offences	23	24	21	21	89	17	19
01a Murder	13	8	12	17	50	14	15
01b Manslaughter	1	3	0	1	5	0	0
01c Infanticide	0	0	0	0	0	0	0
01d Dangerous driving leading to death	9	13	9	3	34	3	4
02 Sexual offences	439	345	341	293	1,418	393	340
02a Rape of a male or female	80	81	109	75	345	109	81
02b Defilement of a boy or girl less than 17 years old	27	17	17	20	81	37	17
02c Sexual offence involving mentally impaired person	1	3	1	3	8	2	1
02d Aggravated sexual assault	0	2	6	5	13	1	2
02e Sexual assault (not aggravated)	312	225	187	176	900	224	219
02f Other sexual offences	19	17	21	14	71	20	20
03 Attempts/threats to murder, assaults, harassments and related offences	4,781	5,025	4,879	4,569	19,254	4,358	4,241
03a Murder-attempt	0	3	6	1	10	2	0
03b Murder-threat	53	58	47	48	206	55	56
03c Assault causing harm, poisoning	987	1,000	912	966	3,865	880	921
03d Other assault	2,976	3,223	3,275	2,935	12,409	2,790	2,722
03e Harassment and related offences	765	741	639	619	2,764	631	542
04 Dangerous or negligent acts	5,193	5,032	4,569	4,819	19,613	4,258	4,277
04a Dangerous driving causing serious bodily harm	8	5	2	2	17	7	3
04b Driving/In charge of a vehicle while over legal alcohol limit	4,826	4,626	4,147	4,371	17,970	3,782	3,928
04c Driving/In charge of a vehicle under the influence of drugs	134	155	199	235	723	231	150
04f Endangerment with potential for serious harm/death	13	17	13	9	52	22	10
04g Abandoning a child, child neglect and cruelty	118	171	145	131	565	147	129
04h Unseaworthy/dangerous use of boat or ship	1	1	0	0	2	0	2
04i False alarm/interference with aircraft or air transport facilities	8	15	9	9	41	6	5
04j Endangering traffic offences	85	42	54	62	243	63	50
05 Kidnapping and related offences	18	16	20	21	75	38	29
05a False imprisonment	11	12	14	10	47	17	7
05b Abduction of person under 16 years of age	7	4	3	9	23	10	7
05c Human trafficking offences	0	0	3	2	5	11	15

Table 2.2a Recorded Crime incidents classified by offence Group 06 to Group 12, quarterly and annual, Q1 2006 to Q4 2007

ICCSq offence group	2006					2007				
	Q1	Q2	Q3	Q4	Total	Q1	Q2	Q3	Q4	Total
06 Robbery, extortion and hijacking offences	635	649	584	619	2,487	574	469	565	565	2,173
06a Robbery of an establishment or institution	336	304	211	254	1,105	242	150	184	238	814
06b Robbery of cash or goods in transit	8	8	7	8	31	7	4	2	7	20
06c Robbery from the person	264	309	342	335	1,250	304	301	356	296	1,257
06d Blackmail or extortion	1	4	4	2	11	6	6	4	4	20
06e Carjacking, hijacking/unlawful seizure of aircraft/vessel	26	24	20	20	90	15	8	19	20	62
07 Burglary and related offences	7,107	5,570	5,844	6,262	24,783	5,868	5,079	5,788	6,831	23,566
07a Aggravated burglary	74	63	80	66	283	63	47	74	71	255
07b Burglary (not aggravated)	6,993	5,456	5,683	6,134	24,266	5,732	4,965	5,628	6,690	23,015
07c Possession of an article (with intent to burgle, steal, demand)	40	51	81	62	234	73	67	86	70	296
08 Theft and related offences	19,049	18,530	18,964	17,958	74,501	18,102	18,841	19,421	18,854	75,218
08a Theft/Taking of vehicle and related offences	3,636	3,427	3,201	3,396	13,660	3,449	3,252	3,398	3,435	13,534
08b Theft from person	859	915	970	859	3,603	739	694	802	708	2,943
08c Theft from shop	4,501	4,539	4,750	4,668	18,458	4,505	4,704	4,674	4,990	18,873
08d Other thefts, handling stolen property	10,053	9,649	10,043	9,035	38,780	9,409	10,191	10,547	9,721	39,868
09 Fraud, deception and related offences	984	954	1,120	1,112	4,170	1,561	1,302	1,482	1,506	5,851
09a Fraud, deception and related offences	984	954	1,120	1,112	4,170	1,561	1,302	1,482	1,506	5,851
10 Controlled drug offences	3,187	3,693	3,599	3,757	14,236	3,972	4,867	5,205	4,539	18,583
10a Importation of drugs	12	9	12	10	43	15	10	13	16	54
10b Cultivation or manufacture of drugs	12	23	37	20	92	25	42	57	37	161
10c Possession of drugs for sale or supply	681	728	770	840	3,019	897	918	880	914	3,609
10d Possession of drugs for personal use	2,341	2,761	2,633	2,736	10,471	2,855	3,691	4,077	3,410	14,033
10e Other drug offences	141	172	147	151	611	180	206	178	162	726
11 Weapons and explosives offences	646	694	816	963	3,119	734	829	920	1,114	3,597
11a Explosives, chemical weapons offences	9	4	17	131	161	5	9	6	6	26
11b Discharging a firearm	60	70	82	86	298	89	79	84	74	326
11c Possession of a firearm	103	101	105	114	423	91	111	102	123	427
11d Offensive weapons offences (nec)	474	519	611	598	2,202	545	629	708	696	2,578
11e Fireworks offences	n/a ¹	n/a	1	34	35	4	1	20	215	240
12 Damage to property and to the environment	10,932	10,683	10,940	11,032	43,587	10,748	10,776	10,616	11,146	43,286
12a Arson	352	368	476	441	1,637	396	549	489	570	2,004
12b Criminal damage (not arson)	10,554	10,279	10,432	10,550	41,815	10,306	10,168	10,081	10,530	41,085
12c Litter offences	26	36	32	41	135	46	59	46	46	197

¹ Not available.

Table 2.2b Recorded Crime incidents classified by offence Group 06 to Group 12, quarterly and annual, Q1 2008 to Q2 2009

ICCSq offence group	2008					2009	
	Q1	Q2	Q3	Q4	Total	Q1	Q2
06 Robbery, extortion and hijacking offences	657	553	569	526	2,305	685	576
06a Robbery of an establishment or institution	267	193	182	227	869	332	240
06b Robbery of cash or goods in transit	4	5	12	5	26	6	3
06c Robbery from the person	356	317	335	264	1,272	317	304
06d Blackmail or extortion	7	6	6	3	22	5	2
06e Carjacking, hijacking/unlawful seizure of aircraft/vessel	23	32	34	27	116	25	27
07 Burglary and related offences	6,638	5,846	5,755	6,468	24,707	6,372	6,236
07a Aggravated burglary	82	83	63	98	326	97	82
07b Burglary (not aggravated)	6,443	5,658	5,563	6,292	23,956	6,194	6,035
07c Possession of an article (with intent to burgle, steal, demand)	113	105	129	78	425	81	119
08 Theft and related offences	18,855	20,106	19,408	18,607	76,976	18,614	19,841
08a Theft/taking of vehicle and related offences	3,575	3,573	3,699	3,463	14,310	3,587	3,373
08b Theft from person	763	1,062	758	717	3,300	672	673
08c Theft from shop	4,792	5,102	5,040	5,168	20,102	5,040	5,355
08d Other thefts, handling stolen property	9,725	10,369	9,911	9,259	39,264	9,315	10,440
09 Fraud, deception and related offences	1,405	1,440	1,324	1,265	5,434	1,323	1,191
09a Fraud, deception and related offences	1,405	1,440	1,324	1,265	5,434	1,323	1,191
10 Controlled drug offences	5,242	5,725	6,843	5,612	23,422	5,608	5,686
10a Importation of drugs	20	12	18	17	67	18	8
10b Cultivation or manufacture of drugs	29	42	91	56	218	53	65
10c Possession of drugs for sale or supply	1,123	1,087	1,115	987	4,312	986	1,040
10d Possession of drugs for personal use	3,894	4,403	5,435	4,368	18,100	4,348	4,367
10e Other drug offences	176	181	184	184	725	203	206
11 Weapons and explosives offences	934	952	1,030	1,104	4,020	960	909
11a Explosives, chemical weapons offences	6	10	14	20	50	11	6
11b Discharging a firearm	69	49	56	50	224	72	68
11c Possession of a firearm	96	125	151	92	464	100	100
11d Offensive weapons offences (nec)	754	761	778	683	2,976	765	730
11e Fireworks offences	9	7	31	259	306	12	5
12 Damage to property and to the environment	11,803	11,367	10,742	10,885	44,797	10,860	10,680
12a Arson	559	603	597	509	2,268	750	774
12b Criminal damage (not arson)	11,177	10,682	10,085	10,306	42,250	10,058	9,844
12c Litter offences	67	82	60	70	279	52	62

Table 2.3a Recorded Crime incidents classified by offence Group 13 and Group 14, quarterly and annual, Q1 2006 to Q4 2007

ICCSq offence group	2006					2007				
	Q1	Q2	Q3	Q4	Total	Q1	Q2	Q3	Q4	Total
13 Public order and other social code offences	12,516	13,814	15,086	15,210	56,626	13,806	15,386	15,855	15,667	60,714
13a Disorderly conduct	10,300	11,371	12,738	12,825	47,234	11,420	12,833	13,247	13,670	51,170
13b Trespass offences	491	640	622	603	2,356	661	794	805	736	2,996
13c Liquor licensing offences	1,436	1,491	1,369	1,420	5,716	1,232	1,432	1,538	992	5,194
13d Prostitution offences	37	22	25	23	107	30	35	23	22	110
13e Regulated betting/money collection/trading offences	75	104	135	105	419	121	161	122	134	538
13f Other social code offences (nec)	177	186	197	234	794	342	131	120	113	706
15 Offences against Government, justice procedures and organisation of crime	2,300	2,418	2,180	2,583	9,481	2,949	2,699	2,614	2,680	10,942
15a Offences against government and its agents (nec)	62	47	47	82	238	109	80	137	80	406
15b Organisation of crime and conspiracy to commit crime	9	3	5	2	19	2	3	4	2	11
15c Perverting the course of justice	48	60	85	56	249	57	39	43	52	191
15d Offences while in custody, breach of court orders	2,181	2,308	2,043	2,443	8,975	2,781	2,577	2,430	2,546	10,334

10

Table 2.3b Recorded Crime incidents classified by offence Group 13 and Group 14, quarterly and annual, Q1 2008 to Q2 2009

ICCSq offence group	2008					2009	
	Q1	Q2	Q3	Q4	Total	Q1	Q2
13 Public order and other social code offences	15,413	15,775	15,842	14,889	61,919	13,661	14,553
13a Disorderly conduct	13,198	13,506	13,709	13,018	53,431	11,818	12,643
13b Trespass offences	906	1,031	963	774	3,674	859	956
13c Liquor licensing offences	1,078	955	952	851	3,836	793	765
13d Prostitution offences	37	48	19	33	137	29	20
13e Regulated betting/money collection/trading offences	98	157	127	127	509	108	94
13f Other social code offences (nec)	96	78	72	86	332	54	75
15 Offences against Government, justice procedures and organisation of crime	3,224	3,512	3,622	2,815	13,173	3,016	2,382
15a Offences against government and its agents (nec)	124	125	73	76	398	175	121
15b Organisation of crime and conspiracy to commit crime	2	4	3	3	12	2	3
15c Perverting the course of justice	47	39	42	40	168	39	33
15d Offences while in custody, breach of court orders	3,051	3,344	3,504	2,696	12,595	2,800	2,225

Background Notes

Introduction The Crime Incidents, Quarter 2 2008 release provides provisional figures for the number of offences recorded by An Garda Síochána based on the Irish Crime Classification System (ICCS) but excluding elements of Group 4 (*Dangerous or negligent acts*), and all of Groups 14 (*Road and traffic offences (Not elsewhere classified)*) and Group 16 (*Offences not elsewhere classified*). Figures are provided from Quarter 1 2005 to Quarter 2 2008. The information supplied in this report refers only to crime incidents known to An Garda Síochána and recorded as such in the Garda PULSE (Police Using Leading Systems Effectively) system. Because of timing issues with respect to the extraction of data, figures may be revised subsequent to this publication.

Crime recording Incidents reported or which become known to members of An Garda Síochána are recorded when, on the balance of probability, a Garda determines that a criminal offence defined by law has taken place, and there is no credible evidence to the contrary. If it is subsequently determined that a criminal offence did not take place, the criminal offence recorded is invalidated and is not counted in the statistics. If a person makes a report and subsequently withdraws it by stating that the criminal act did not take place, then this too is invalidated unless there is evidence to suggest that, by reasonable probability, the offence has taken place.

For criminal offences where victim confirmation is required (e.g. assault, fraud), a criminal offence is recorded only where the victim confirms the offence or where there is evidence to suggest that by reasonable probability it occurred. Another important feature of a recorded offence is that it is based on the date reported to, or that it became known to, the Gardaí. This has major implications for some offence types. Notable amongst these are sexual offences, as it has often been the case that such incidents have been reported to An Garda Síochána many years (sometimes decades) after the event(s). Thus a sexual assault, which occurred in 1960, would be included in the statistics for 2006 if it was first reported in that year.

Crime classification A criminal offence is classified as a particular offence type at the initial recording of that offence. However, upon investigation, it may later become apparent that an alternative offence type should be used. In this event, the record is amended to reflect this. Re-classification on the basis of court proceedings only occurs in relation to homicide offences. A murder offence is reclassified as manslaughter when a charge of manslaughter commences or when a murder charge results in a conviction for manslaughter. It is also possible, though more rare, that an incident originally classified as manslaughter may be re-classified as murder. Also, a re-classification to a homicide offence occurs when, for example, a serious assault has been recorded and, some time later, the victim dies as a consequence of the assault.

General counting rules Crime counting rules are applied to all criminal offences for the purposes of the statistics. The following are the main rules relevant to the quarterly figures:

Primary Offence Rule: Where two or more criminal offences are disclosed in a single episode, it is the primary criminal offence that is counted. The primary offence is that offence which the greater penalty may apply. Where offences have similar penalties, offences against the person take precedence over offences against property for the purpose of determining the primary offence.

One Offence Counts Per Victim: One offence counts per victim involved with the exceptions of cheque or credit card fraud and burglary. Under certain circumstances, the cheque or credit card exception necessitates that a series of these offences counts as one crime where the originating bank ultimately suffers the loss. The burglary exception dictates that one burglary offence is counted where property belonging to two or more victims is stolen (or damaged) during a single burglary.

Continuous Series Involving the Same Victim and Same Offender: A continuous series of offences against the same victim involving the same offender counts as one offence.

ICCSq Offence Groups

01 Homicide offences	01a	Murder	Murder
	01b	Manslaughter	Manslaughter
	01c	Infanticide	Infanticide
	01d	Dangerous driving leading to death	Manslaughter (traffic fatality) Dangerous driving causing death
02 Sexual offences	02a	Rape of a male or female	Rape of a male or female Rape Section 4
	02b	Defilement of a boy or girl less than 17 years old	Unlawful carnal knowledge / Criminal law (Sexual Offences Act) 2006 Buggery
	02c	Sexual offence involving mentally impaired person	Sexual offence involving mentally impaired person
	02d	Aggravated sexual assault	Aggravated sexual assault
	02e	Sexual assault (not aggravated)	Sexual assault
	02f	Other sexual offences	Incest Child pornography offences Child pornography – obstruction of warrant Gross indecency
03 Attempts or threats to murder, assaults, harassments and related offences	03a	Murder-attempt	Murder-attempt
	03b	Murder-threat	Murder-threat
	03c	Assault causing harm, poisoning	Assault causing harm Poisoning
	03d	Other assault	Assault or obstruction of Garda/official, resisting arrest Minor assault
	03e	Harassment and related offences	Coercion Harassment, stalking, threats Demanding payment of debt causing alarm Menacing phone calls Incitement to hatred offences
04 Dangerous or negligent acts	04a	Dangerous driving causing serious bodily harm	Dangerous driving causing serious bodily harm
	04b	Driving/In charge of a vehicle while over legal alcohol limit	Driving/In charge of a vehicle while over legal alcohol limit
	04c	Driving/In charge of a vehicle under the influence of drugs	Driving/In charge of a vehicle under the influence of drugs
	04f	Endangerment with potential for serious harm or death	Endangerment with potential for serious harm or death
	04g	Abandoning a child, child neglect and cruelty	Abandoning a child, child neglect and cruelty
	04h	Unseaworthy/dangerous use of boat or ship	Unseaworthy/dangerous use of boat or ship
	04i	False alarm/interference with aircraft or air transport facilities	False alarm/interference with aircraft or air transport facilities
04j	Endangering traffic offences	Endangering traffic offences	
05 Kidnapping and related offences	05a	False imprisonment	False imprisonment
	05b	Abduction of person under 16 years of age	Abduction of person under 16 years of age
	05c	Human trafficking offences	Human trafficking offences

06 Robbery, extortion and hijacking offences	06a	Robbery of an establishment or institution	Robbery of an establishment or institution
	06b	Robbery of cash or goods in transit	Robbery of cash or goods in transit
	06c	Robbery from the person	Robbery from the person
	06d	Blackmail or extortion	Blackmail or extortion
	06e	Carjacking, hijacking/unlawful seizure of aircraft/vessel	Carjacking, hijacking/unlawful seizure of aircraft/vessel
07 Burglary and related offences	07a	Aggravated burglary	Aggravated burglary
	07b	Burglary (not aggravated)	Burglary (not aggravated)
	07c	Possession of an article (with intent to burgle, steal, demand)	Possession of an article (with intent to burgle, steal, demand)
08 Theft and related Offences	08a	Theft/Taking of vehicle and related offences	Theft/Unauthorised taking of vehicle Interfering with vehicle (with intent to steal item or vehicle)
	08b	Theft from person	Theft from person
	08c	Theft from shop	Theft from shop
	08d	Other thefts, handling stolen property	Theft from vehicle Theft/ Unauthorised taking of a pedal cycle Theft of, or interference with, mail Handling or possession of stolen property Theft of other property
09 Fraud, deception and related offences	09a	Fraud, deception and related offences	Fraud, deception, false pretence offences Forging an instrument to defraud Possession of an article for use in fraud, Falsification of accounts Offences under the Companies Act Offences under the Investment Intermediaries Offences under the Stock Exchange Act Money laundering Embezzlement Fraud against the European Union Importation/Sale/Supply of tobacco Counterfeiting notes and coins Bad debts criminal (Debtors Ireland) Corruption (involving public office holder)
10 Controlled drug offences	10a	Importation of drugs	Importation of drugs
	10b	Cultivation or manufacture of drugs	Cultivation or manufacture of drugs
	10c	Possession of drugs for sale or supply	Possession of drugs for sale or supply
	10d	Possession of drugs for personal use	Possession of drugs for personal use
	10e	Other drug offences	Forged or altered prescription offences obstruction under the Drugs Act
11 Weapons and explosives offences	11a	Explosives, chemical weapons offences	Causing an explosion Making of explosives Possession of explosives Chemical weapons offences
	11b	Discharging a firearm	Discharging a firearm
	11c	Possession of a firearm	Possession of a firearm
	11d	Offensive weapons offences (nec)	Possession of offensive weapons (not firearms)
	11e	Fireworks offences	Fireworks offences (for sale, igniting etc.)

12 Damage to property and to the environment	12a	Arson	Arson
	12b	Criminal damage (not arson)	Criminal damage (not arson)
	12c	Litter offences	Litter offences
13 Public order and other social code offences	13a	Disorderly conduct	Affray/Riot/Violent disorder
			Public order offences
	13b	Trespass offences	Drunkenness offences
			Air rage-disruptive or drunken behaviour on aircraft
	13c	Liquor licensing offences	Forcible entry and occupation (not burglary)
			Trespass on lands or enclosed areas
13d	Prostitution offences	Liquor licensing offences	
		Registered clubs offences	
13e	Regulated betting or money, collection or trading offences	Special restaurant offences	
		Brothel keeping	
13f	Other social code offences (nec)	Organisation of prostitution	
		Prostitution, including soliciting etc.	
15 Offences against Government, justice procedures and organisation of crime	15a	Offences against government and its agents (nec)	Offences under the Betting Acts
			Collecting money without permit, unauthorised collection
			Offences under Gaming and Lotteries Acts
			Permit/License offences for casual/street trading
			Allowing a child (under 16 years) to beg
			Bigamy
			Bestiality
			Indecency
			Begging
			Treason
			Breaches of Offences Against the State Acts
			Breaches of Official Secrets Act
			Impersonating member of An Garda Síochána
			Electoral offences including personation
			Public mischief-annoying phone calls, wasting police time
15b	Organisation of crime and conspiracy to commit crime	Criminal Assets Bureau offences	
		Non compliance with Garda direction	
15c	Perverting the course of justice	Criminal organisation offences (organised crime)	
		Conspiracy to commit a crime	
15d	Offences while in custody, breach of court orders	Perjury	
		Interfering with a jury (embracery)	
		Assisting offenders	
		Public mischief, pervert course of justice,	
		Escape or help to escape from custody	
		Prison offences	
		Breach of Domestic Violence Order (protection, safety, barring)	
Breach of order under Family Law Act			
Breach of bail			
Failure to comply under Sex Offenders Act			
Other failure to comply with court order, jury			