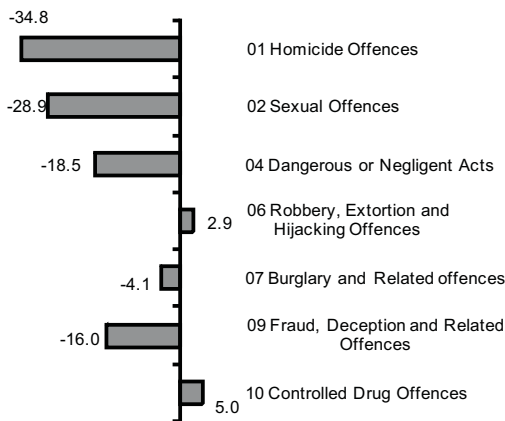




## Recorded Crime Quarter 1 2009

**Figure 1 Percentage change between Q1 2008 and Q1 2009 for selected groups**



### Homicides fall by 35%

When comparing Quarter 1, 2009 (Q1, 2009) with Quarter 1, 2008, decreases were observed in the number of offences recorded in most groups. Among the groups to show an increase in the number of offences recorded are Group 05 - *Kidnapping and Related Offences*, Group 06 - *Robbery, Extortion and Hijacking Offences* and Group 10 - *Controlled Drug Offences*. Figure 1 shows the percentage trend for various groups.

There are notable decreases in *Group 01 - Homicide Offences*, *Group 04 - Dangerous or Negligent Acts*, and *Group 09 - Fraud, Deception and Related Offences*, when comparing the 12-month period ending in Q1, 2009 with the corresponding period ending in Q1, 2008. Other groups showed increases in the 12-month period, such as *Group 06 - Robbery, Extortion and Hijacking Offences*, *Group 10 - Controlled Drug Offences* and *Group 11 - Weapons and Explosives Offences*.

#### Group 01 - Homicides

In the 12-month period ending in Q1, 2009, there were 54 *Murder and Manslaughter* offences recorded, compared with 85 in the corresponding period ending in Q1, 2008, a decrease of 36.5%. The decrease in the number of *Dangerous driving leading to death* offences from 9 in Q1, 2008 to 2 in Q1, 2009 may be due to the fact that all road collision investigations for this period have not yet concluded, which will result in some being reclassified as homicide. Figure 2 provides a good indication of the trends in the annualised (i.e. the 12-month running total to the end of a quarter) figures for all offence types within this group.

#### Group 02 - Sexual Offences

The number of offences in this group decreased by almost 29%, from 439 in Q1, 2008 to 312 in Q1, 2009. The largest absolute decrease was in *Sexual assault (not aggravated)*, which fell by 46.6%, from 313 in Q1, 2008 to 167 in Q1 2009. Recorded *Rape of a male or female* offences have increased by 25.9% to 102 in Q1, 2009. See Figure 3 for the annualised totals for *Sexual Offences* since Q1, 2007.

#### Group 03 - Attempts/Threats to Murder, Assaults, Harassments and Related Offences

The number of *Assault causing harm, poisoning* offences decreased from 989 in Q1, 2008 to 848 in Q1, 2009. The annualised total for *Murder-threat* offences in the period ending in Q1, 2009 was 209, an increase of 34 (19.4%) on the corresponding period ending in Q1, 2008. The largest numbers of offences in this group were recorded under *Other assault* with 11,952, a small increase on 11,657 offences recorded in the corresponding period ending in March 2009.

#### Group 04 - Dangerous or Negligent Acts

In Q1, 2009, there were 4,234 recorded *Dangerous or Negligent Acts* offences, a decrease of 959 (18.5%) on the same quarter in 2008. The number of *Driving/In charge of a vehicle under the influence of drugs* offences more than doubled from 351 to 711 in the 12-month periods ending in March 2008 and March 2008 respectively.

For more information, contact Donal Kelly at 021 453 5424 or Timothy Linehan at 021 453 5264

Published by the Central Statistics Office, Ireland.

Ardee Road Skehard Road  
Dublin 6 Cork  
Ireland Ireland

LoCall: 1890 313 414 (ROI)  
0870 8760256 (UK/NL)

Tel: +353 1 498 4000 Tel: +353 21 453 5000  
Fax: +353 1 498 4229 Fax: +353 21 453 5294

Both offices may be contacted through any of these telephone numbers.

CSO on the Web: [www.cso.ie](http://www.cso.ie)  
and go to

People and Society: Crime and Justice

Director General: Gerard O'Hanlon

Enquiries:

Crime Statistics Crime Statistics Section,  
ext 5264, 5716  
Email [crime@cso.ie](mailto:crime@cso.ie)  
Queries and Sales Information Section, ext 5021  
[information@cso.ie](mailto:information@cso.ie)

© Central Statistics Office  
The contents of this release may be quoted provided the source is given clearly and accurately. Reproduction for own or internal use is permitted.

Figure 2 Annualised Homicide Offences

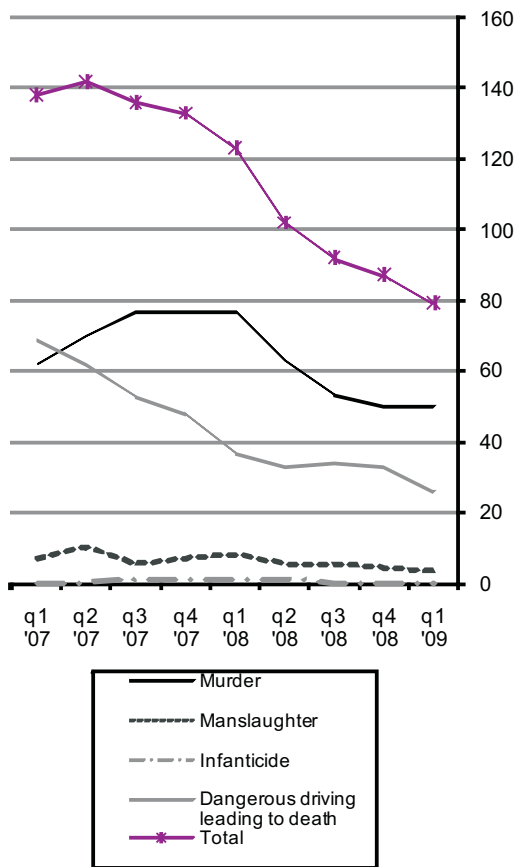
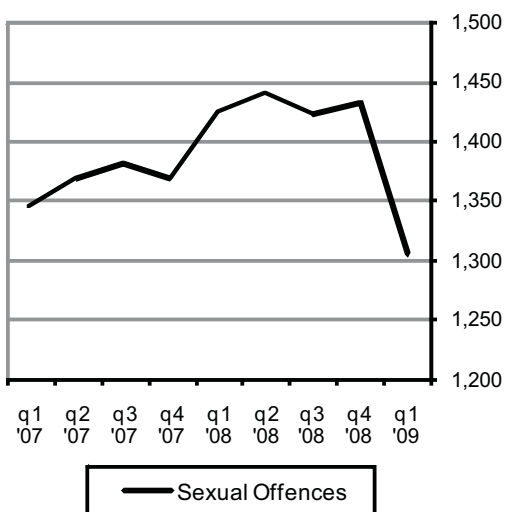


Figure 3 Annualised Sexual Offences



### Group 05 - Kidnapping and Related Offences

Comparing figures for Q1, 2009 with Q1, 2008, *Kidnapping and Related Offences* increased by 72.2% to 31. In the 12-month period ending in Q1, 2009, *False imprisonment* offences decreased by 29.4% when compared with the corresponding period ending in Q1, 2008, from 68 to 48. It is important to note that a new offence type *Human trafficking offences* has been added to this category, which will affect the total number of offences recorded in this group.

### Group 06 - Robbery, Extortion and Hijacking Offences

The quarterly figure for *Robbery, Extortion and Hijacking Offences* rose by 2.9%, from 660 in Q1, 2008 to 679 in Q1, 2009. There were 930 recorded offences of *Robbery of an establishment or institution* in the 12-month period ending in March 2009, a rise of almost 11% on the corresponding period ending in March 2008.

### Group 07 - Burglary and Related Offences

In Q1, 2009, there were 6,188 recorded *Burglary (not aggravated)* offences representing a decrease of 251 (3.9%) on Q1, 2008. There were 93 *Aggravated burglary* offences for Q1, 2009, an increase of 14.8% on the Q1, 2008 figure. For the 12-month period ending in Q1, 2009, recorded *Aggravated burglary* offences increased by almost one quarter to 338 when compared with the corresponding period ending in Q1, 2008.

### Group 08 - Theft and Related Offences

*Theft from person* offences decreased from 763 in Q1, 2008 to 675 in Q1, 2009, a decrease of 11.5%. The annualised figure for *Theft from shop* rose by 1,145 (6.0%) from 19,163 to 20,308 in the 12-month period prior to the end of Q1, 2009.

### Group 09 - Fraud, Deception and Related Offences

There were 1,181 recorded *Fraud, deception and related offences* in Q1, 2009. This is a decrease of 225 (16%) on the same period in Q1, 2008. In the 12-month period ending in Q1, 2009, *Fraud, deception and related offences* decreased by 8.5% when compared with the corresponding period ending in Q1, 2008, from 5,696 to 5,209.

### Group 10 - Controlled Drug Offences

The number of *Controlled Drug Offences* increased by 5%, from 5,240 to 5,503 between Q1, 2008 and Q1, 2009. *Possession of drugs for personal use* offences rose from 3,893 to 4,286 over this period, an increase of 10.1%.

### Group 11 - Weapons and Explosives Offences

There were 946 offences in Group 11 - *Weapons and Explosives Offences*, in Q1, 2009, an increase of 1.3% on Q1, 2008. The number of *Explosives, chemical weapons offences* rose from 27 for the 12-month period ending in Q1, 2008 to 56 for the same period ending in Q1, 2009, an increase of 107.4%.

### Group 12 - Damage to Property and to the Environment

Recorded *Arson* offences have risen by 46.9% from 556 in Q1, 2008 to 817 in Q1, 2009. The largest number of offences recorded in this group was for *Criminal damage (not arson)*. These offences have decreased 11.3% to 9,912 in Q1, 2009.

### Group 13 - Public Order and other Social Code Offences

Recorded *Public Order and Other Social Code Offences* fell by 12.8% from 15,411 in Q1, 2008 to 13,434 in Q1, 2009. The most frequently occurring offences in this group were under *Disorderly conduct*, which have fallen from 13,193 in Q1, 2008 to 11,627 in Q1, 2009. This is equivalent to approximately 129 *Disorderly conduct* offences a day. In Q1, 2009, there were 787 *Liquor licensing offences*, a decrease of 27.1% on the Q1, 2008 figure.

### Group 15 - Offences against Government, Justice Procedures and Organisation of Crime

The number of *Offences against government and its agents (nec)* recorded in the first quarter of 2009 rose when compared with the same period in 2008. These rose from 125 in Q1, 2008 to 167 in Q1, 2009.

## Tables

**Table 1 Recorded Crime Incidents - Quarter 1 (Q1) and annualised total<sup>1</sup> to Quarter 1, 2008/2009**

	Q1				Annualised Total to Q1			
	2008	2009	Change	% Change	2008	2009	Change	% Change
<b>01 Homicide Offences</b>	<b>23</b>	<b>16</b>	<b>-7</b>	<b>-30.4</b>	<b>123</b>	<b>80</b>	<b>-43</b>	<b>-35.0</b>
01a Murder	13	14	1	7.7	77	51	-26	-33.8
01b Manslaughter	1	0	-1	-100.0	8	3	-5	-62.5
01c Infanticide	0	0	0	-	1	0	-1	-100.0
01d Dangerous driving leading to death	9	2	-7	-77.8	37	26	-11	-29.7
<b>02 Sexual Offences</b>	<b>439</b>	<b>312</b>	<b>-127</b>	<b>-28.9</b>	<b>1,424</b>	<b>1,305</b>	<b>-119</b>	<b>-8.4</b>
02a Rape of a male or female	81	102	21	25.9	349	370	21	6.0
02b Defilement of a boy or girl less than 17 years old	25	25	0	0.0	77	78	1	1.3
02c Sexual offence involving mentally impaired person	1	1	0	0.0	7	8	1	14.3
02d Aggravated sexual assault	0	2	2	-	15	15	0	0.0
02e Sexual assault (not aggravated)	313	167	-146	-46.6	892	766	-126	-14.1
02f Other sexual offences	19	15	-4	-21.1	84	68	-16	-19.0
<b>03 Attempts/Threats to Murder, Assaults, Harassments and Related Offences</b>	<b>4,779</b>	<b>4,084</b>	<b>-695</b>	<b>-14.5</b>	<b>18,256</b>	<b>18,447</b>	<b>191</b>	<b>1.0</b>
03a Murder-attempt	0	1	1	-	4	11	7	175.0
03b Murder-threat	55	53	-2	-3.6	175	209	34	19.4
03c Assault causing harm, poisoning	989	848	-141	-14.3	3,972	3,710	-262	-6.6
03d Other assault	2,974	2,597	-377	-12.7	11,657	11,952	295	2.5
03e Harassment and related offences	761	585	-176	-23.1	2,448	2,565	117	4.8
<b>04 Dangerous or Negligent Acts</b>	<b>5,193</b>	<b>4,234</b>	<b>-959</b>	<b>-18.5</b>	<b>21,194</b>	<b>18,637</b>	<b>-2,557</b>	<b>-12.1</b>
04a Dangerous driving causing serious bodily harm	8	6	-2	-25.0	27	14	-13	-48.1
04b Driving/In charge of a vehicle while over legal alcohol limit	4,830	3,838	-992	-20.5	19,861	17,011	-2,850	-14.3
04c Driving/In charge of a vehicle under the influence of drugs	130	164	34	26.2	351	711	360	102.6
04f Endangerment with potential for serious harm/death	13	19	6	46.2	70	59	-11	-15.7
04g Abandoning a child, child neglect and cruelty	118	143	25	21.2	603	587	-16	-2.7
04h Unseaworthy/dangerous use of boat or ship	1	0	0	0.0	2	1	-1	-50.0
04i False alarm/interference with aircraft or air transport facilities	8	6	-2	-25.0	26	39	13	50.0
04j Endangering traffic offences	85	58	-27	-31.8	254	215	-39	-15.4
<b>05 Kidnapping and Related Offences</b>	<b>18</b>	<b>31</b>	<b>13</b>	<b>72.2</b>	<b>100</b>	<b>76</b>	<b>-24</b>	<b>-24.0</b>
05a False imprisonment	11	12	1	9.1	68	48	-20	-29.4
05b Abduction of person under 16 years of age	7	11	4	57.1	32	28	-4	-12.5
05c Human trafficking offences	n/a	8	8	-	n/a	8	8	-
<b>06 Robbery, Extortion and Hijacking Offences</b>	<b>660</b>	<b>679</b>	<b>19</b>	<b>2.9</b>	<b>2,259</b>	<b>2,328</b>	<b>69</b>	<b>3.1</b>
06a Robbery of an establishment or institution	267	328	61	22.8	839	930	91	10.8
06b Robbery of cash or goods in transit	4	5	1	25.0	17	27	10	58.8
06c Robbery from the person	359	316	-43	-12.0	1,312	1,234	-78	-5.9
06d Blackmail or extortion	7	5	-2	-28.6	21	20	-1	-4.8
06e Carjacking, hijacking/unlawful seizure of aircraft/vessel	23	25	2	8.7	70	117	47	67.1

<sup>1</sup> The annualised figure for a given quarter is the total number of crimes recorded in the 12 months prior to end of that quarter.

**Table 1 Recorded Crime Incidents - Quarter 1 (Q1) and annualised total<sup>1</sup> to Quarter 1, 2008/2009**

	Q1				Annualised Total to Q1			
	2008	2009	Change	% Change	2008	2009	Change	% Change
<b>07 Burglary and Related offences</b>	<b>6,633</b>	<b>6,358</b>	<b>-275</b>	<b>-4.1</b>	<b>24,331</b>	<b>24,426</b>	<b>95</b>	<b>0.4</b>
07a Aggravated burglary	81	93	12	14.8	273	338	65	23.8
07b Burglary (not aggravated)	6,439	6,188	-251	-3.9	23,722	23,700	-22	-0.1
07c Possession of an article (with intent to burgle, steal, demand)	113	77	-36	-31.9	336	388	52	15.5
<b>08 Theft and Related Offences</b>	<b>18,857</b>	<b>18,371</b>	<b>-486</b>	<b>-2.6</b>	<b>75,973</b>	<b>76,500</b>	<b>527</b>	<b>0.7</b>
08a Theft/Taking of vehicle and related offences	3,573	3,574	1	0.0	13,658	14,296	638	4.7
08b Theft from person	763	675	-88	-11.5	2,967	3,215	248	8.4
08c Theft from shop	4,795	4,986	191	4.0	19,163	20,308	1,145	6.0
08d Other thefts, handling stolen property	9,726	9,136	-590	-6.1	40,185	38,681	-1,504	-3.7
<b>09 Fraud, Deception and Related Offences</b>	<b>1,406</b>	<b>1,181</b>	<b>-225</b>	<b>-16.0</b>	<b>5,696</b>	<b>5,209</b>	<b>-487</b>	<b>-8.5</b>
09a Fraud, deception and related offences	1,406	1,181	-225	-16.0	5,696	5,209	-487	-8.5
<b>10 Controlled Drug Offences</b>	<b>5,240</b>	<b>5,503</b>	<b>263</b>	<b>5.0</b>	<b>19,851</b>	<b>23,670</b>	<b>3,819</b>	<b>19.2</b>
10a Importation of drugs	20	18	-2	-10.0	59	65	6	10.2
10b Cultivation or manufacture of drugs	29	52	23	79.3	165	242	77	46.7
10c Possession of drugs for sale or supply	1,122	952	-170	-15.2	3,834	4,140	306	8.0
10d Possession of drugs for personal use	3,893	4,286	393	10.1	15,071	18,483	3,412	22.6
10e Other drug offences	176	195	19	10.8	722	740	18	2.5
<b>11 Weapons and Explosives Offences</b>	<b>934</b>	<b>946</b>	<b>12</b>	<b>1.3</b>	<b>3,797</b>	<b>4,025</b>	<b>228</b>	<b>6.0</b>
11a Explosives, chemical weapons offences	6	11	5	83.3	27	56	29	107.4
11b Discharging a firearm	69	72	3	4.3	306	228	-78	-25.5
11c Possession of a firearm	96	100	4	4.2	432	467	35	8.1
11d Offensive weapons offences (nec)	754	751	-3	-0.4	2,787	2,973	186	6.7
11e Fireworks offences	9	12	3	33.3	245	301	56	22.9
<b>12 Damage to Property and to the Environment</b>	<b>11,800</b>	<b>10,776</b>	<b>-1,024</b>	<b>-8.7</b>	<b>44,338</b>	<b>43,773</b>	<b>-565</b>	<b>-1.3</b>
12a Arson	556	817	261	46.9	2,164	2,523	359	16.6
12b Criminal damage (not arson)	11,177	9,912	-1,265	-11.3	41,956	40,992	-964	-2.3
12c Litter offences	67	47	-20	-29.9	218	258	40	18.3
<b>13 Public Order and other Social Code Offences</b>	<b>15,411</b>	<b>13,434</b>	<b>-1,977</b>	<b>-12.8</b>	<b>62,319</b>	<b>59,852</b>	<b>-2,467</b>	<b>-4.0</b>
13a Disorderly conduct	13,193	11,627	-1,566	-11.9	52,943	51,787	-1,156	-2.2
13b Trespass offences	907	837	-70	-7.7	3,242	3,596	354	10.9
13c Liquor licensing offences	1,079	787	-292	-27.1	5,041	3,542	-1,499	-29.7
13d Prostitution offences	37	28	-9	-24.3	117	128	11	9.4
13e Regulated betting/money, collection/trading offences	99	107	8	8.1	516	517	1	0.2
13f Other social code offences (nec)	96	48	-48	-50.0	460	282	-178	-38.7
<b>15 Offences against Government, Justice Procedures and Organisation of Crime</b>	<b>3,205</b>	<b>2,416</b>	<b>-789</b>	<b>-24.6</b>	<b>11,198</b>	<b>12,107</b>	<b>909</b>	<b>8.1</b>
15a Offences against government and its agents (nec)	125	167	42	33.6	422	435	13	3.1
15b Organisation of crime and conspiracy to commit crime	2	10	8	400.0	11	21	10	90.9
15c Perverting the course of justice	47	37	-10	-21.3	181	157	-24	-13.3
15d Offences while in custody, breach of court orders	3,031	2,202	-829	-27.4	10,584	11,494	910	8.6

<sup>1</sup> The annualised figure for a given quarter is the total number of crimes recorded in the 12 months prior to end of that quarter.



**Table 2.1b Recorded Crime Incidents, Group 01 to Group 05, Quarterly and Annual, 2008-2009**

	2008					2009
	Q1	Q2	Q3	Q4	Total	Q1
<b>01 Homicide Offences</b>	<b>23</b>	<b>23</b>	<b>20</b>	<b>21</b>	<b>87</b>	<b>16</b>
01a Murder	13	8	12	17	50	14
01b Manslaughter	1	2	0	1	4	0
01c Infanticide	0	0	0	0	0	0
01d Dangerous driving leading to death	9	13	8	3	33	2
<b>02 Sexual Offences</b>	<b>439</b>	<b>349</b>	<b>342</b>	<b>302</b>	<b>1,432</b>	<b>312</b>
02a Rape of a male or female	81	81	110	77	349	102
02b Defilement of a boy or girl less than 17 years old	25	16	17	20	78	25
02c Sexual offence involving mentally impaired person	1	3	1	3	8	1
02d Aggravated sexual assault	0	2	6	5	13	2
02e Sexual assault (not aggravated)	313	230	187	182	912	167
02f Other sexual offences	19	17	21	15	72	15
<b>03 Attempts/Threats to Murder, Assaults, Harassments and Related Offences</b>	<b>4,779</b>	<b>5,028</b>	<b>4,867</b>	<b>4,468</b>	<b>19,142</b>	<b>4,084</b>
03a Murder-attempt	0	3	6	1	10	1
03b Murder-threat	55	60	47	49	211	53
03c Assault causing harm, poisoning	989	1,002	908	952	3,851	848
03d Other assault	2,974	3,226	3,271	2,858	12,329	2,597
03e Harassment and related offences	761	737	635	608	2,741	585
<b>04 Dangerous or Negligent Acts</b>	<b>5,193</b>	<b>5,032</b>	<b>4,569</b>	<b>4,802</b>	<b>19,596</b>	<b>4,234</b>
04a Dangerous driving causing serious bodily harm	8	5	2	1	16	6
04b Driving/In charge of a vehicle while over legal alcohol limit	4,830	4,629	4,150	4,394	18,003	3,838
04c Driving/In charge of a vehicle under the influence of drugs	130	152	196	199	677	164
04f Endangerment with potential for serious harm/death	13	17	13	10	53	19
04g Abandoning a child, child neglect and cruelty	118	171	145	128	562	143
04h Unseaworthy/dangerous use of boat or ship	1	1	0	0	2	0
04i False alarm/interference with aircraft or air transport facilities	8	15	9	9	41	6
04j Endangering traffic offences	85	42	54	61	242	58
<b>05 Kidnapping and Related Offences</b>	<b>18</b>	<b>16</b>	<b>17</b>	<b>20</b>	<b>71</b>	<b>31</b>
05a False imprisonment	11	12	14	10	47	12
05b Abduction of person under 16 years of age	7	4	3	10	24	11
05c Human trafficking offences	n/a	n/a	n/a	n/a	n/a	8

**Table 2.2a Recorded Crime Incidents, Group 06 to Group 12, Quarterly and Annual, 2006-2007**

	2006					2007				
	Q1	Q2	Q3	Q4	Total	Q1	Q2	Q3	Q4	Total
<b>06 Robbery, Extortion and Hijacking offences</b>	<b>635</b>	<b>649</b>	<b>584</b>	<b>619</b>	<b>2,487</b>	<b>574</b>	<b>469</b>	<b>565</b>	<b>565</b>	<b>2,173</b>
06a Robbery of an establishment or institution	336	304	211	254	1,105	242	150	184	238	814
06b Robbery of cash or goods in transit	8	8	7	8	31	7	4	2	7	20
06c Robbery from the person	264	309	342	335	1,250	304	301	356	296	1,257
06d Blackmail or extortion	1	4	4	2	11	6	6	4	4	20
06e Carjacking, hijacking/unlawful seizure of aircraft/vessel	26	24	20	20	90	15	8	19	20	62
<b>07 Burglary and Related offences</b>	<b>7,107</b>	<b>5,570</b>	<b>5,844</b>	<b>6,262</b>	<b>24,783</b>	<b>5,868</b>	<b>5,079</b>	<b>5,788</b>	<b>6,831</b>	<b>23,566</b>
07a Aggravated burglary	74	63	80	66	283	63	47	74	71	255
07b Burglary (not aggravated)	6,993	5,456	5,683	6,134	24,266	5,732	4,965	5,628	6,690	23,015
07c Possession of an article (with intent to burgle, steal, demand)	40	51	81	62	234	73	67	86	70	296
<b>08 Theft and Related Offences</b>	<b>19,049</b>	<b>18,530</b>	<b>18,964</b>	<b>17,958</b>	<b>74,501</b>	<b>18,102</b>	<b>18,841</b>	<b>19,421</b>	<b>18,854</b>	<b>75,218</b>
08a Theft/Taking of vehicle and related offences	3,636	3,427	3,201	3,396	13,660	3,449	3,252	3,398	3,435	13,534
08b Theft from person	859	915	970	859	3,603	739	694	802	708	2,943
08c Theft from shop	4,501	4,539	4,750	4,668	18,458	4,505	4,704	4,674	4,990	18,873
08d Other thefts, handling stolen property	10,053	9,649	10,043	9,035	38,780	9,409	10,191	10,547	9,721	39,868
<b>09 Fraud, deception and Related Offences</b>	<b>984</b>	<b>954</b>	<b>1,120</b>	<b>1,112</b>	<b>4,170</b>	<b>1,561</b>	<b>1,302</b>	<b>1,482</b>	<b>1,506</b>	<b>5,851</b>
09a Fraud, deception and related offences	984	954	1,120	1,112	4,170	1,561	1,302	1,482	1,506	5,851
<b>10 Controlled Drug Offences</b>	<b>3,187</b>	<b>3,693</b>	<b>3,599</b>	<b>3,757</b>	<b>14,236</b>	<b>3,972</b>	<b>4,867</b>	<b>5,205</b>	<b>4,539</b>	<b>18,583</b>
10a Importation of drugs	12	9	12	10	43	15	10	13	16	54
10b Cultivation or manufacture of drugs	12	23	37	20	92	25	42	57	37	161
10c Possession of drugs for sale or supply	681	728	770	840	3,019	897	918	880	914	3,609
10d Possession of drugs for personal use	2,341	2,761	2,633	2,736	10,471	2,855	3,691	4,077	3,410	14,033
10e Other drug offences	141	172	147	151	611	180	206	178	162	726
<b>11 Weapons and Explosives Offences</b>	<b>646</b>	<b>694</b>	<b>816</b>	<b>963</b>	<b>3,119</b>	<b>734</b>	<b>829</b>	<b>920</b>	<b>1,114</b>	<b>3,597</b>
11a Explosives, chemical weapons offences	9	4	17	131	161	5	9	6	6	26
11b Discharging a firearm	60	70	82	86	298	89	79	84	74	326
11c Possession of a firearm	103	101	105	114	423	91	111	102	123	427
11d Offensive weapons offences (nec)	474	519	611	598	2,202	545	629	708	696	2,578
11e Fireworks offences	.	.	1	34	35	4	1	20	215	240
<b>12 Damage to Property and to the Environment</b>	<b>10,932</b>	<b>10,683</b>	<b>10,940</b>	<b>11,032</b>	<b>43,587</b>	<b>10,748</b>	<b>10,776</b>	<b>10,616</b>	<b>11,146</b>	<b>43,286</b>
12a Arson	352	368	476	441	1,637	396	549	489	570	2,004
12b Criminal damage (not arson)	10,554	10,279	10,432	10,550	41,815	10,306	10,168	10,081	10,530	41,085
12c Litter offences	26	36	32	41	135	46	59	46	46	197



**Table 2.2b Recorded Crime Incidents, Group 06 to Group 12, Quarterly and Annual, 2008-2009**

	2008					2009
	Q1	Q2	Q3	Q4	Total	Q1
<b>06 Robbery, Extortion and Hijacking offences</b>	<b>660</b>	<b>553</b>	<b>567</b>	<b>529</b>	<b>2,309</b>	<b>679</b>
06a Robbery of an establishment or institution	267	193	181	228	869	328
06b Robbery of cash or goods in transit	4	5	12	5	26	5
06c Robbery from the person	359	317	334	267	1,277	316
06d Blackmail or extortion	7	6	6	3	22	5
06e Carjacking, hijacking/unlawful seizure of aircraft/vessel	23	32	34	26	115	25
<b>07 Burglary and Related offences</b>	<b>6,633</b>	<b>5,845</b>	<b>5,755</b>	<b>6,468</b>	<b>24,701</b>	<b>6,358</b>
07a Aggravated burglary	81	83	63	99	326	93
07b Burglary (not aggravated)	6,439	5,657	5,563	6,292	23,951	6,188
07c Possession of an article (intent to burgle, steal, demand)	113	105	129	77	424	77
<b>08 Theft and Related Offences</b>	<b>18,857</b>	<b>20,106</b>	<b>19,405</b>	<b>18,618</b>	<b>76,986</b>	<b>18,371</b>
08a Theft/Taking of vehicle and related offences	3,573	3,565	3,697	3,460	14,295	3,574
08b Theft from person	763	1,061	760	719	3,303	675
08c Theft from shop	4,795	5,103	5,040	5,179	20,117	4,986
08d Other thefts, handling stolen property	9,726	10,377	9,908	9,260	39,271	9,136
<b>09 Fraud, deception and Related Offences</b>	<b>1,406</b>	<b>1,437</b>	<b>1,327</b>	<b>1,264</b>	<b>5,434</b>	<b>1,181</b>
09a Fraud, deception and related offences	1,406	1,437	1,327	1,264	5,434	1,181
<b>10 Controlled Drug Offences</b>	<b>5,240</b>	<b>5,723</b>	<b>6,846</b>	<b>5,598</b>	<b>23,407</b>	<b>5,503</b>
10a Importation of drugs	20	12	18	17	67	18
10b Cultivation or manufacture of drugs	29	42	92	56	219	52
10c Possession of drugs for sale or supply	1,122	1,088	1,111	989	4,310	952
10d Possession of drugs for personal use	3,893	4,402	5,441	4,354	18,090	4,286
10e Other drug offences	176	179	184	182	721	195
<b>11 Weapons and Explosives Offences</b>	<b>934</b>	<b>951</b>	<b>1,029</b>	<b>1,099</b>	<b>4,013</b>	<b>946</b>
11a Explosives, chemical weapons offences	6	10	15	20	51	11
11b Discharging a firearm	69	49	56	51	225	72
11c Possession of a firearm	96	125	151	91	463	100
11d Offensive weapons offences (nec)	754	760	778	684	2,976	751
11e Fireworks offences	9	7	29	253	298	12
<b>12 Damage to Property and to the Environment</b>	<b>11,800</b>	<b>11,367</b>	<b>10,748</b>	<b>10,882</b>	<b>44,797</b>	<b>10,776</b>
12a Arson	556	603	596	507	2,262	817
12b Criminal damage (not arson)	11,177	10,682	10,093	10,305	42,257	9,912
12c Litter offences	67	82	59	70	278	47

**Table 2.3a Recorded Crime Incidents, Group 13 and Group 15, Quarterly and Annual, 2006-2007**

	2006					2007				
	Q1	Q2	Q3	Q4	Total	Q1	Q2	Q3	Q4	Total
<b>13 Public Order and other Social Code Offences</b>	<b>12,516</b>	<b>13,814</b>	<b>15,086</b>	<b>15,210</b>	<b>56,626</b>	<b>13,806</b>	<b>15,386</b>	<b>15,855</b>	<b>15,667</b>	<b>60,714</b>
13a Disorderly conduct	10,300	11,371	12,738	12,825	47,234	11,420	12,833	13,247	13,670	51,170
13b Trespass offences	491	640	622	603	2,356	661	794	805	736	2,996
13c Liquor licensing offences	1,436	1,491	1,369	1,420	5,716	1,232	1,432	1,538	992	5,194
13d Prostitution offences	37	22	25	23	107	30	35	23	22	110
13e Regulated betting/money collection/trading offences	75	104	135	105	419	121	161	122	134	538
13f Other social code offences (nec)	177	186	197	234	794	342	131	120	113	706
<b>15 Offences against Government, Justice Procedures and Organisation</b>										
<b>Organisation of Crime</b>	<b>2,300</b>	<b>2,418</b>	<b>2,180</b>	<b>2,583</b>	<b>9,481</b>	<b>2,949</b>	<b>2,699</b>	<b>2,614</b>	<b>2,680</b>	<b>10,942</b>
15a Offences against government and its agents (nec)	62	47	47	82	238	109	80	137	80	406
15b Organisation of crime and conspiracy to commit crime	9	3	5	2	19	2	3	4	2	11
15c Perverting the course of justice	48	60	85	56	249	57	39	43	52	191
15d Offences while in custody, breach of court orders	2,181	2,308	2,043	2,443	8,975	2,781	2,577	2,430	2,546	10,334

10

**Table 2.3b Recorded Crime Incidents, Group 13 and Group 15, Quarterly and Annual, 2008-2009**

	2008					2009
	Q1	Q2	Q3	Q4	Total	Q1
<b>13 Public Order and other Social Code Offences</b>	<b>15,411</b>	<b>15,770</b>	<b>15,837</b>	<b>14,811</b>	<b>61,829</b>	<b>13,434</b>
13a Disorderly conduct	13,193	13,502	13,705	12,953	53,353	11,627
13b Trespass offences	907	1,031	961	767	3,666	837
13c Liquor licensing offences	1,079	954	953	848	3,834	787
13d Prostitution offences	37	48	19	33	137	28
13e Regulated betting/money collection/trading offences	99	157	127	126	509	107
13f Other social code offences (nec)	96	78	72	84	330	48
<b>15 Offences against Government, Justice Procedures and Organisation</b>						
<b>Organisation of Crime</b>	<b>3,205</b>	<b>3,474</b>	<b>3,550</b>	<b>2,667</b>	<b>12,896</b>	<b>2,416</b>
15a Offences against government and its agents (nec)	125	123	72	73	393	167
15b Organisation of crime and conspiracy to commit crime	2	4	3	4	13	10
15c Perverting the course of justice	47	39	41	40	167	37
15d Offences while in custody, breach of court orders	3,031	3,308	3,434	2,550	12,323	2,202

## Background Notes

**Introduction** The Crime Incidents, Quarter 2, 2008 release provides provisional figures for the number of offences recorded by An Garda Síochána, based on the Irish Crime Classification System (ICCS) but excluding elements of Group 4 (*Dangerous or Negligent Acts*), and all of Groups 14 (*Road and Traffic Offences (Not Elsewhere Classified)*) and 16 (*Offences Not Elsewhere Classified*). Figures are provided from Quarter 1, 2005 to Quarter 2, 2008. The information supplied in this report refers only to crime incidents known to An Garda Síochána and recorded as such in the Garda PULSE (Police Using Leading Systems Effectively) system. Because of timing issues with respect to the extraction of data, figures may be revised subsequent to this publication. Certain offence types are particularly affected by these revisions.

**Crime recording** Offences reported or which become known to members of An Garda Síochána are recorded when, on the balance of probability, a Garda determines that a criminal offence defined by law has taken place, and there is no credible evidence to the contrary. If it is subsequently determined that a criminal offence did not take place, the criminal offence recorded is invalidated and is not counted in the statistics. If a person makes a report and subsequently withdraws it by stating that the criminal act did not take place, then this too is invalidated unless there is evidence to suggest that, by reasonable probability, the offence has taken place. For criminal offences where victim confirmation is required (e.g. assault, fraud), a criminal offence is recorded only where the victim confirms the offence or where there is evidence to suggest that by reasonable probability it occurred. Another important feature of a recorded offence is that it is based on the date reported to, or that it became known to, the Gardaí. This has major implications for some offence types. Notable amongst these are sexual offences, as it has often been the case that such offences have been reported to An Garda Síochána many years (sometimes decades) after the event(s). Thus a sexual assault, which occurred in 1960, would be included in the statistics for 2006 if it was first reported in that year.

**Crime classification** A criminal offence is classified as a particular offence type at the initial recording of that offence. However, upon investigation, it may later become apparent that an alternative offence type should be used. In this event, the record is amended to reflect this. Re-classification on the basis of court proceedings only occurs in relation to homicide offences. A murder offence is reclassified as manslaughter when a charge of manslaughter commences or when a murder charge results in a conviction for manslaughter. It is also possible, though more rare, that an offence originally classified as manslaughter may be re-classified as murder. Also, a re-classification to a homicide offence occurs when, for example, a serious assault has been recorded and, some time later, the victim dies as a consequence of the assault.

**General counting rules** Crime counting rules are applied to all criminal offences for the purposes of the statistics. The following are the main rules relevant to the quarterly figures:

**Primary Offence Rule:** Where two or more criminal offences are disclosed in a single episode, it is the primary criminal offence that is counted. The primary offence is that offence which the greater penalty may apply. Where offences have similar penalties, offences against the person take precedence over offences against property for the purpose of determining the primary offence.

**One Offence Counts Per Victim:** One offence counts per victim involved with the exceptions of cheque/credit card fraud and burglary. Under certain circumstances, the cheque/credit card exception necessitates that a series of these offences counts as one crime where the originating bank ultimately suffers the loss. The burglary exception dictates that one burglary offence is counted where property belonging to two or more victims is stolen (or damaged) during a single burglary.

**Continuous Series Involving the Same Victim and Same Offender:** A continuous series of offences against the same victim involving the same offender counts as one offence.

## Complete list of offences included in each group title

<b>Homicide Offences</b>	<ul style="list-style-type: none"> <li>01a Murder</li> <li>01b Manslaughter</li> <li>01c Infanticide</li> <li>01d Dangerous driving leading to death</li> </ul>	<ul style="list-style-type: none"> <li>Murder</li> <li>Manslaughter</li> <li>Infanticide</li> <li>Manslaughter (traffic fatality)</li> <li>Dangerous driving causing death</li> </ul>
<b>Sexual Offences</b>	<ul style="list-style-type: none"> <li>02a Rape of a male or female</li> <li>02b Defilement of a boy or girl less than 17 years old</li> <li>02c Sexual offences involving mentally impaired person</li> <li>02d Aggravated sexual assault</li> <li>02e Sexual assault (not aggravated)</li> <li>02f Other sexual offences</li> </ul>	<ul style="list-style-type: none"> <li>Rape of a female</li> <li>Rape Section 4</li> <li>Unlawful carnal knowledge / Criminal law (Sexual Offences Act) 2006</li> <li>Buggery</li> <li>Sexual offence involving mentally impaired person</li> <li>Aggravated sexual assault</li> <li>Sexual assault</li> <li>Incest</li> <li>Child pornography offences</li> <li>Child pornography – obstruction of warrant</li> <li>Gross indecency</li> </ul>
<b>Attempts/Threats to Murder, Assaults, Harassments and Related Offences</b>	<ul style="list-style-type: none"> <li>03a Murder-attempt</li> <li>03b Murder-threat</li> <li>03c Assault causing harm, poisoning</li> <li>03d Other assault</li> <li>03e Harassment and related offences</li> </ul>	<ul style="list-style-type: none"> <li>Murder-attempt</li> <li>Murder-threat</li> <li>Assault causing harm</li> <li>Poisoning</li> <li>Assault or obstruction of Garda/official, resisting arrest</li> <li>Minor assault</li> <li>Coercion</li> <li>Harassment, stalking, threats</li> <li>Demanding payment of debt causing alarm</li> <li>Menacing phone calls</li> <li>Incitement to hatred offences</li> </ul>
<b>Dangerous or Negligent Acts</b>	<ul style="list-style-type: none"> <li>04a Dangerous driving causing serious bodily harm</li> <li>04b Driving/In charge of a vehicle while over legal alcohol limit</li> <li>04c Driving/In charge of a vehicle under the influence of drugs</li> <li>04f Endangerment with potential for serious harm/death</li> <li>04g Abandoning a child, child neglect and cruelty</li> <li>04h Unseaworthy/dangerous use of boat or ship</li> <li>04i False alarm/interference with aircraft or air transport facilities</li> <li>04j Endangering traffic offences</li> </ul>	<ul style="list-style-type: none"> <li>Dangerous driving causing serious bodily harm</li> <li>Driving / In charge of a vehicle while over legal alcohol limit</li> <li>Driving / In charge of a vehicle under the influence of drugs</li> <li>Endangerment with potential for serious harm/death</li> <li>Abandoning a child, child neglect and cruelty</li> <li>Unseaworthy/dangerous use of boat or ship</li> <li>False alarm/interference with aircraft or air transport facilities</li> <li>Endangering traffic offences</li> </ul>
<b>Kidnapping and Related Offences</b>	<ul style="list-style-type: none"> <li>05a False Imprisonment</li> <li>05b Abduction of person under 16 years of age</li> </ul>	<ul style="list-style-type: none"> <li>False Imprisonment</li> <li>Abduction of person under 16 years of age</li> </ul>

<b>Robbery, Extortion and Hijacking Offences</b>	06a Robbery of an establishment or institution	Robbery of an establishment or institution
	06b Robbery of cash or goods in transit	Robbery of cash or goods in transit
	06c Robbery from the person	Robbery from the person
	06d Blackmail or extortion	Blackmail or extortion
	06e Carjacking, hijacking/unlawful seizure of aircraft/vessel	Carjacking, hijacking/unlawful seizure of aircraft/vessel
<b>Burglary and Related Offences</b>	07a Aggravated burglary	Aggravated Burglary
	07b Burglary (not aggravated)	Burglary (not aggravated)
	07c Possession of an article (with intent to burgle, steal, demand)	Possession of an article (with intent to burgle, steal, demand)
<b>Theft and Related Offences</b>	08a Theft/Taking of vehicle and related offences	Theft/Unauthorised taking of vehicle Interfering with vehicle (with intent to steal item or vehicle)
	08b Theft from person	Theft from person
	08c Theft from shop	Theft from shop
	08d Other thefts, handling stolen property	Theft from vehicle Theft/ Unauthorised taking of a pedal cycle Theft of, or interference with, mail Handling or possession of stolen property Theft of other property
<b>Fraud, Deception and Related Offences</b>	09a Fraud, deception and related offences	Fraud, deception, false pretence offences Forging an instrument to defraud Possession of an article for use in fraud, deception or extortion Falsification of accounts Offences under the Companies Act Offences under the Investment Intermediaries Act Offences under the Stock Exchange Act Money laundering Embezzlement Fraud against the European Union Importation/Sale/Supply of tobacco Counterfeiting notes and coins Bad debts criminal (Debtors Ireland) Corruption (involving public office holder)
	<b>Controlled Drug Offences</b>	10a Importation of drugs
10b Cultivation or manufacture of drugs		Cultivation or manufacture of drugs
10c Possession of drugs for sale or supply		Possession of drugs for sale or supply
10d Possession of drugs for personal use		Possession of drugs for personal use
10e Other drug offences		Forged or altered prescription offences Obstruction under the Drugs Act

<b>Weapons and Explosives Offences</b>	11a Explosives, chemical weapons offences	Causing an explosion Making of explosives Possession of explosives Chemical weapons offences
	11b Discharging a firearm	Discharging a firearm
	11c Possession of a firearm	Possession of a firearm
	11d Offensive weapons offences (nec)	Possession of offensive weapons (not firearms)
	11e Fireworks offences	Fireworks offences (for sale, igniting etc.)
<b>Damage to Property and to the Environment</b>	12a Arson	Arson
	12b Criminal damage (not arson)	Criminal damage (not arson)
	12c Litter offences	Litter offences
<b>Public Order and other Social Code Offences</b>	13a Disorderly conduct	Affray/Riot/Violent disorder Public order offences Drunkenness offences Air rage-disruptive or drunken behaviour on aircraft
	13b Trespass offences	Forcible entry and occupation (not burglary) Trespass on lands or enclosed areas
	13c Liquor licensing offences	Liquor licensing offences Registered clubs offences Special restaurant offences
	13d Prostitution offences	Brothel keeping Organisation of prostitution Prostitution, including soliciting etc.
	13e Regulated betting/money, collection/trading offences	Offences under the Betting Acts Collecting money without permit, unauthorised collection Offences under Gaming and Lotteries Acts Permit/License offences for casual/street trading
	13f Other social code offences (nec)	Allowing a child (under 16 years) to beg Bigamy Bestiality Indecency Begging
<b>Offences against Government, Justice Procedures and Organisation of Crime</b>	15a Offences against government and its agents (nec)	Treason Breaches of Offences Against the State Acts Breaches of Official Secrets Act Impersonating member of An Garda Síochána Electoral offences including personation Public mischief-annoying phone calls, wasting police time Criminal Assets Bureau offences Non compliance with Garda direction
	15b Organisation of crime and conspiracy to commit crime	Criminal organisation offences (organised crime) Conspiracy to commit a crime
	15c Perverting the course of justice	Perjury Interfering with a jury (embracery) Assisting offenders Public mischief, pervert course of justice, conceal offence