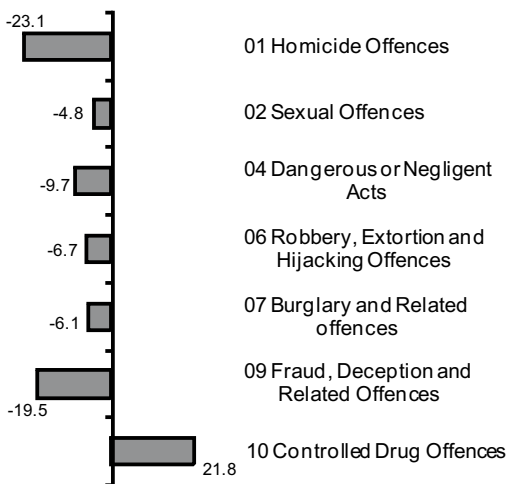




Figure 1 Percentage change between Q4 2007 and Q4 2008 for selected groups



Recorded Crime

Quarter 4 2008

Murders fall by 20%

When comparing Quarter 4, 2008 (Q4, 2008) with Quarter 4, 2007, decreases were observed in the number of offences recorded in nearly all groups. The one group to show an increase in the number of offences recorded is Group 10 - *Controlled Drug Offences*

Comparing annual totals for 2008 with 2007, there are notable decreases in certain groups including *Group 01 - Homicide Offences*, as well as increases in other groups such as *Group 06 - Robbery, Extortion and Hijacking Offences* and *Group 08 - Theft and Related Offences*.

Group 01 - Homicides

The combined total of *Murder* and *Manslaughter* offences recorded fell by 23% in Q4, 2008 compared with Q4, 2007, from 22 to 17. In 2008, there were 52 *Murder* and *Manslaughter* offences recorded, compared with 84 in 2007, a decrease of 38%. The 50% decrease in *Dangerous Driving leading to death* offences from 48 in 2007 to 24 in 2008 may be due to the fact that not all road collision investigations for this period have yet concluded, which may result in some being reclassified as homicide. *Figure 2* provides a good indication of the trends in the annual figures for all offence types within this group.

Group 02 - Sexual Offences

The number of offences in this group decreased by 5%, from 292 in Q4, 2007 to 278 in Q4, 2008. The largest absolute decrease was in *Sexual assault (not aggravated)*, which fell by 7.4%, from 176 in Q4, 2007 to 163 in Q4 2008. In 2008, there were 1,384 Sexual Offences recorded, an increase of 1% on 2007. See *Figure 3*.

Group 03 - Attempts/Threats to Murder, Assaults, Harassments and Related Offences

The number of offences recorded in this group fell by 495 in Q4, 2008, compared with Q4, 2007, but increased by 1,115 in the year overall. The largest increase for the year was in *Other Assault* (+802) followed by *Harassment and Related Offences* (+341). Recorded offences of *Murder - attempt* increased from 5 in 2007 to 9 in 2008; while *Murder - threat* increased from 160 to 213, an annual increase of 33%.

Group 04 - Dangerous or Negligent Acts

In Q4, 2008, there were 4,786 recorded *Dangerous or Negligent Acts* offences, a decrease of almost 10% on the fourth quarter in 2007. The number of *Driving/In charge of a vehicle under the influence of drugs* offences more than doubled (127.9%) from 258 to 588 in 2007 and 2008 respectively.

Group 05 - Kidnapping and Related Offences

Comparing figures for Q4, 2008 with Q4, 2007, *Kidnapping and Related Offences* decreased from 30 to 24. The annual total fell from 106 recorded offences in 2007, to 75 in 2008.

For more information, contact Claire Burke at 021 453 5323 or Timothy Linehan at 021 453 5264

Published by the Central Statistics Office, Ireland.

Ardee Road
Dublin 6
Ireland

Shehard Road
Cork
Ireland

LoCall: 1890 313 414 (ROI)
0870 8760256 (UK/NI)

Tel: +353 1 498 4000
Fax: +353 1 498 4229

Tel: +353 21 453 5000
Fax: +353 21 453 5294

Both offices may be contacted through any of these telephone numbers.

CSO on the Web: www.cso.ie
and go to

People and Society: Crime and Justice

Director General: Gerard O'Hanlon

Enquiries:

Crime Statistics
Crime Statistics Section,
ext 5264, 5716
Email crime@cso.ie

Queries and Sales
Information Section, ext 5021
information@cso.ie

© Central Statistics Office
The contents of this release may be quoted provided the source is given clearly and accurately. Reproduction for own or internal use is permitted.

Figure 2 Annualised Homicide Offences

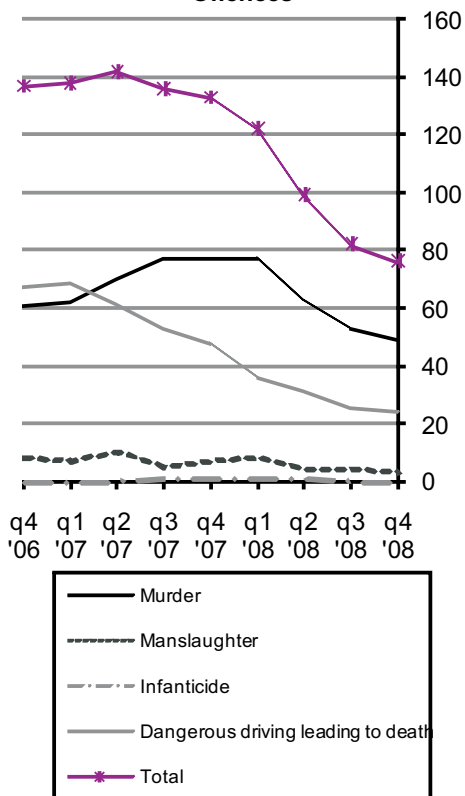
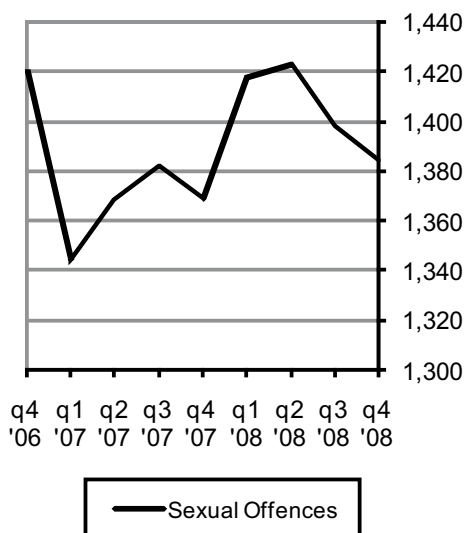


Figure 3 Annualised Sexual Offences



Group 06 - Robbery, Extortion and Hijacking Offences

There were 527 recorded *Robbery, Extortion and Hijacking Offences* in Q4, 2008, a fall of 6.7% from 565 recorded offences in Q4, 2007. However, the total for the year 2008 was 2,307, an increase of 134 offences (6.2%) on 2007. Offences of *Robbery of an Establishment or institution* increased by 53 in the year, and the number of recorded *Carjacking, hijacking/unlawful seizure of an aircraft/vessel* offences in 2008 also increased by 53.

Group 07 - Burglary and Related Offences

For the year 2008, *Burglary and Related Offences* increased by 1,058, with an increase of 72 in the number of recorded *Aggravated Burglary* offences.

Group 08 - Theft and Related Offences

There were slight increases in the totals for 2008 for most offences within this group. *Theft/Taking of vehicle and related offences* increased from 13,534 in 2007 to 14,241 in 2008, an increase of 5.2%. Recorded *Theft from shop* offences rose by 1,416 (7.6%) from 18,873 (in 2007) to 20,100 (in 2008). Recorded *Theft from person* offences increased from 2,943 in 2007 to 3,310 in 2008.

Group 09 - Fraud, Deception and Related Offences

There were 1,212 recorded *Fraud, deception and related offences* in Q4, 2008, a decrease of almost 20% on Q4, 2007. In 2008, *Fraud, deception and related offences* fell by 8.1% from 5,851 in 2007 to 5,378 in 2008.

Group 10 - Controlled Drug Offences

The number of *Controlled Drug Offences* increased by just over one-fifth, from 4,539 to 5,530 between Q4, 2007 and Q4, 2008. *Possession of drugs for personal use* offences rose from 3,410 to 4,294 over this period, an increase of 25.9%. *Cultivation or manufacture of drugs* offences increased from 37 in Q4, 2007 to 56 in Q4, 2008. In 2008, *Controlled Drug Offences* increased by 25.4% from 18,583 in 2007 to 23,306 in 2008.

Group 11 - Weapons and Explosives Offences

Until recently, *Fireworks Offences* were recorded under *Explosives, Chemical Weapons Offences*. This is now changed. There were 1,090 offences in Group 11 - *Weapons and Explosives Offences*, in Q4, 2008, a decrease of 2.4% on Q4, 2007. In 2008, there were 2,956 recorded *Offensive Weapons Offences (nec)*, a rise of 14.7% on 2007.

Group 12 - Damage to Property and to the Environment

The largest number of offences recorded in this group was for *Criminal Damage (not arson)*. These offences have decreased from 10,530 in Q4, 2007 to 10,219 in Q4, 2008. *Arson* increased by 11.2% in 2008, when there were 2,228 recorded offences.

Group 13 - Public Order and other Social Code Offences

Recorded *Public Order and Other Social Code Offences* fell from 15,667 in Q4, 2007 to 14,583 in Q4, 2008, a decrease of almost 7%. The largest offence category in this group is *Disorderly Conduct*. On average, there were 145 *Disorderly Conduct* offences per day in 2008. The annual total for *Disorderly Conduct* was 53,045 recorded offences, an increase of 1,875 on the 2007 total.

Group 15 - Offences against Government, Justice Procedures and Organisation of Crime

The number of *Offences against Government, Justice Procedures and Organisation of Crime* recorded in the fourth quarter of 2008 fell by 16.3%, when compared with Q4, 2007.

Tables

Table 1 Recorded Crime Incidents - Quarter 4 (Q4) and Annual total, 2007/2008

	Q4				Annual Total			
	2007	2008	Change	% Change	2007	2008	Change	% Change
01 Homicide Offences	26	20	-6	-23.1	133	76	-57	-42.9
01a Murder	20	16	-4	-20.0	77	49	-28	-36.4
01b Manslaughter	2	1	-1	-50.0	7	3	-4	-57.1
01c Infanticide	0	0	0	-	1	0	-1	-100.0
01d Dangerous driving leading to death	4	3	-1	-25.0	48	24	-24	-50.0
02 Sexual Offences	292	278	-14	-4.8	1,369	1,384	15	1.1
02a Rape of a male or female	80	73	-7	-8.8	353	343	-10	-2.8
02b Defilement of a boy or girl less than 17 years old	12	21	9	75.0	77	82	5	6.5
02c Sexual offence involving mentally impaired person	2	3	1	50.0	12	7	-5	-41.7
02d Aggravated sexual assault	2	4	2	100.0	18	12	-6	-33.3
02e Sexual assault (not aggravated)	176	163	-13	-7.4	811	870	59	7.3
02f Other sexual offences	20	14	-6	-30.0	98	70	-28	-28.6
03 Attempts/Threats to Murder, Assaults, Harassments and Related Offences	4,672	4,177	-495	-10.6	17,586	18,701	1,115	6.3
03a Murder-attempt	2	0	-2	-100.0	5	9	4	80.0
03b Murder-threat	40	47	7	17.5	160	213	53	33.1
03c Assault causing harm, poisoning	1,000	915	-85	-8.5	3,907	3,822	-85	-2.2
03d Other assault	3,049	2,661	-388	-12.7	11,197	11,999	802	7.2
03e Harassment and related offences	581	554	-27	-4.6	2,317	2,658	341	14.7
04 Dangerous or Negligent Acts	5,299	4,786	-513	-9.7	21,009	19,564	-1,445	-6.9
04a Dangerous driving causing serious bodily harm	3	1	-2	-66.7	25	13	-12	-48.0
04b Driving/In charge of a vehicle while over legal alcohol limit	4,976	4,449	-527	-10.6	19,838	18,087	-1,751	-8.8
04c Driving/In charge of a vehicle under the influence of drugs	104	140	36	34.6	258	588	330	127.9
04f Endangerment with potential for serious harm/death	14	10	-4	-28.6	68	53	-15	-22.1
04g Abandoning a child, child neglect and cruelty	128	119	-9	-7.0	582	544	-38	-6.5
04h Unseaworthy/dangerous use of boat or ship	0	0	0	-	1	2	1	100.0
04i False alarm/interference with aircraft or air transport facilities	12	9	-3	-25.0	21	41	20	95.2
04j Endangering traffic offences	62	58	-4	-6.5	216	236	20	9.3
05 Kidnapping and Related Offences	30	24	-6	-20.0	106	75	-31	-29.2
05a False Imprisonment	22	11	-11	-50.0	74	48	-26	-35.1
05b Abduction of person under 16 years of age	8	13	5	62.5	32	27	-5	-15.6
06 Robbery, Extortion and Hijacking Offences	565	527	-38	-6.7	2,173	2,307	134	6.2
06a Robbery of an establishment or institution	238	226	-12	-5.0	814	867	53	6.5
06b Robbery of cash or goods in transit	7	5	-2	-28.6	20	26	6	30.0
06c Robbery from the person	296	268	-28	-9.5	1,257	1,278	21	1.7
06d Blackmail or extortion	4	2	-2	-50.0	20	21	1	5.0
06e Carjacking, hijacking/unlawful seizure of aircraft/vessel	20	26	6	30.0	62	115	53	85.5

¹ The annualised figure for a given quarter is the total number of crimes recorded in the 12 months prior to end of that quarter.

Table 1 Recorded Crime Incidents - Quarter 4 (Q4) and Annual total, 2007/2008

	Q4				Annual Total			
	2007	2008	Change	% Change	2007	2008	Change	% Change
07 Burglary and Related offences	6,831	6,417	-414	-6.1	23,566	24,624	1,058	4.5
07a Aggravated burglary	71	101	30	42.3	255	327	72	28.2
07b Burglary (not aggravated)	6,690	6,240	-450	-6.7	23,015	23,873	858	3.7
07c Possession of an article (with intent to burgle, steal, demand)	70	76	6	8.6	296	424	128	43.2
08 Theft and Related Offences	18,854	18,449	-405	-2.1	75,218	76,789	1,571	2.1
08a Theft/Taking of vehicle and related offences	3,435	3,423	-12	-0.3	13,534	14,241	707	5.2
08b Theft from person	708	721	13	1.8	2,943	3,310	367	12.5
08c Theft from shop	4,990	5,152	162	3.2	18,873	20,100	1,227	6.5
08d Other thefts, handling stolen property	9,721	9,153	-568	-5.8	39,868	39,138	-730	-1.8
09 Fraud, Deception and Related Offences	1,506	1,212	-294	-19.5	5,851	5,378	-473	-8.1
09a Fraud, deception and related offences	1,506	1,212	-294	-19.5	5,851	5,378	-473	-8.1
10 Controlled Drug Offences	4,539	5,530	991	21.8	18,583	23,306	4,723	25.4
10a Importation of drugs	16	17	1	6.3	54	67	13	24.1
10b Cultivation or manufacture of drugs	37	56	19	51.4	161	219	58	36.0
10c Possession of drugs for sale or supply	914	985	71	7.8	3,609	4,307	698	19.3
10d Possession of drugs for personal use	3,410	4,294	884	25.9	14,033	17,998	3,965	28.3
10e Other drug offences	162	178	16	9.9	726	715	-11	-1.5
11 Weapons and Explosives Offences	1,114	1,090	-24	-2.2	3,597	3,988	391	10.9
11a Explosives, chemical weapons offences	6	20	14	233.3	26	51	25	96.2
11b Discharging a firearm	74	51	-23	-31.1	326	224	-102	-31.3
11c Possession of a firearm	123	91	-32	-26.0	427	462	35	8.2
11d Offensive weapons offences (nec)	696	678	-18	-2.6	2,578	2,956	378	14.7
11e Fireworks offences	215	250	35	16.3	240	295	55	22.9
12 Damage to Property and to the Environment	11,146	10,769	-377	-3.4	43,286	44,672	1,386	3.2
12a Arson	570	490	-80	-14.0	2,004	2,228	224	11.2
12b Criminal damage (not arson)	10,530	10,219	-311	-3.0	41,085	42,177	1,092	2.7
12c Litter offences	46	60	14	30.4	197	267	70	35.5
13 Public Order and other Social Code Offences	15,667	14,583	-1,084	-6.9	60,714	61,463	749	1.2
13a Disorderly conduct	13,670	12,760	-910	-6.7	51,170	53,045	1,875	3.7
13b Trespass offences	736	744	8	1.1	2,996	3,628	632	21.1
13c Liquor licensing offences	992	841	-151	-15.2	5,194	3,822	-1,372	-26.4
13d Prostitution offences	22	33	11	50.0	110	136	26	23.6
13e Regulated betting/money, collection/trading offences	134	126	-8	-6.0	538	509	-29	-5.4
13f Other social code offences (nec)	113	79	-34	-30.1	706	323	-383	-54.2
15 Offences against Government, Justice Procedures and Organisation of Crime	2,686	2,247	-439	-16.3	10,948	12,209	1,261	11.5
15a Offences against government and its agents (nec)	80	73	-7	-8.8	406	393	-13	-3.2
15b Organisation of crime and conspiracy to commit crime	2	4	2	100.0	11	13	2	18.2
15c Perverting the course of justice	52	34	-18	-34.6	191	156	-35	-18.3
15d Offences while in custody, breach of court orders	2,552	2,136	-416	-16.3	10,340	11,647	1,307	12.6

¹ The annualised figure for a given quarter is the total number of crimes recorded in the 12 months prior to end of that quarter.

Table 2.1a Recorded Crime Incidents, Group 01 to Group 05, Quarterly and Annual, 2005-2006

	2005					2006				
	Q1	Q2	Q3	Q4	Total	Q1	Q2	Q3	Q4	Total
01 Homicide Offences	32	36	34	24	126	32	40	36	29	137
01a Murder	9	15	14	14	52	12	14	15	20	61
01b Manslaughter	1	3	5	4	13	1	2	5	0	8
01c Infanticide	0	0	0	0	0	0	0	0	0	0
01d Dangerous driving leading to death	22	18	15	6	61	19	24	16	9	68
02 Sexual Offences	626	398	421	362	1,807	460	309	346	305	1,420
02a Rape of a male or female	115	115	116	101	447	107	87	101	72	367
02b Defilement of a boy or girl less than 17 years old	46	23	40	16	125	36	14	13	13	76
02c Sexual offence involving mentally impaired person	2	3	6	2	13	4	6	3	2	15
02d Aggravated sexual assault	0	3	3	1	7	4	0	5	7	16
02e Sexual assault (not aggravated)	450	228	246	233	1,157	292	189	209	201	891
02f Other sexual offences	13	26	10	9	58	17	13	15	10	55
03 Attempts/Threats to Murder, Assaults, Harassments and Related Offences	3,320	3,300	3,635	3,436	13,691	3,601	3,465	4,102	4,275	15,443
03a Murder-attempt	1	1	3	2	7	3	2	1	2	8
03b Murder-threat	11	21	37	25	94	33	16	18	27	94
03c Assault causing harm, poisoning	1,041	884	932	853	3,710	993	928	1,041	1,052	4,014
03d Other assault	1,965	2,131	2,374	2,296	8,766	2,212	2,210	2,636	2,664	9,722
03e Harassment and related offences	302	263	289	260	1,114	360	309	406	530	1,605
04 Dangerous or Negligent Acts	3,255	3,622	3,640	4,205	14,722	3,880	4,617	5,189	5,595	19,281
04a Dangerous driving causing serious bodily harm	6	5	3	8	22	6	8	4	5	23
04b Driving/In charge of a vehicle while over legal alcohol limit	3,118	3,453	3,453	4,052	14,076	3,724	4,427	5,031	5,420	18,602
04c Driving/In charge of a vehicle under the influence of drugs	23	28	27	28	106	28	27	26	36	117
04f Endangerment with potential for serious harm/death	21	13	24	23	81	16	24	18	13	71
04g Abandoning a child, child neglect and cruelty	46	85	85	52	268	74	86	64	79	303
04h Unseaworthy/dangerous use of boat or ship	0	0	0	0	0	0	0	0	0	0
04i False alarm/interference with aircraft or air transport facilities	8	4	5	1	18	4	6	4	2	16
04j Endangering traffic offences	33	34	43	41	151	28	39	42	40	149
05 Kidnapping and Related Offences	19	19	13	23	74	23	20	18	19	80
05a False Imprisonment	16	11	7	17	51	17	14	13	11	55
05b Abduction of person under 16 years of age	3	8	6	6	23	6	6	5	8	25

Table 2.1b Recorded Crime Incidents, Group 01 to Group 05, Quarterly and Annual, 2007-2008

	2007					2008				
	Q1	Q2	Q3	Q4	Total	Q1	Q2	Q3	Q4	Total
01 Homicide Offences	33	44	30	26	133	22	21	13	20	76
01a Murder	13	22	22	20	77	13	8	12	16	49
01b Manslaughter	0	5	0	2	7	1	1	0	1	3
01c Infanticide	0	0	1	0	1	0	0	0	0	0
01d Dangerous driving leading to death	20	17	7	4	48	8	12	1	3	24
02 Sexual Offences	384	333	360	292	1,369	433	338	335	278	1,384
02a Rape of a male or female	85	94	94	80	353	81	81	108	73	343
02b Defilement of a boy or girl less than 17 years old	25	15	25	12	77	25	18	18	21	82
02c Sexual offence involving mentally impaired person	6	2	2	2	12	1	3		3	7
02d Aggravated sexual assault	3	7	6	2	18		2	6	4	12
02e Sexual assault (not aggravated)	232	200	203	176	811	308	217	182	163	870
02f Other sexual offences	33	15	30	20	98	18	17	21	14	70
03 Attempts/Threats to Murder, Assaults, Harassments and Related Offences	4,108	4,346	4,460	4,672	17,586	4,775	5,021	4,728	4,177	18,701
03a Murder-attempt	1	0	2	2	5		3	6		9
03b Murder-threat	40	32	48	40	160	55	64	47	47	213
03c Assault causing harm, poisoning	924	996	987	1,000	3,907	993	1,012	902	915	3,822
03d Other assault	2,513	2,747	2,888	3,049	11,197	2,972	3,217	3,149	2,661	11,999
03e Harassment and related offences	630	571	535	581	2,317	755	725	624	554	2,658
04 Dangerous or Negligent Acts	5,008	5,310	5,392	5,299	21,009	5,195	5,028	4,555	4,786	19,564
04a Dangerous driving causing serious bodily harm	6	9	7	3	25	7	5	0	1	13
04b Driving/In charge of a vehicle while over legal alcohol limit	4,807	4,983	5,072	4,976	19,838	4,833	4,632	4,173	4,449	18,087
04c Driving/In charge of a vehicle under the influence of drugs	37	60	57	104	258	129	149	170	140	588
04f Endangerment with potential for serious harm/death	11	27	16	14	68	14	17	12	10	53
04g Abandoning a child, child neglect and cruelty	97	171	186	128	582	119	167	139	119	544
04h Unseaworthy/dangerous use of boat or ship	0	0	1	0	1	1	1	0	0	2
04i False alarm/interference with aircraft or air transport facilities	3	1	5	12	21	8	15	9	9	41
04j Endangering traffic offences	47	59	48	62	216	84	42	52	58	236
05 Kidnapping and Related Offences	24	26	26	30	106	18	16	17	24	75
05a False Imprisonment	17	17	18	22	74	11	12	14	11	48
05b Abduction of person under 16 years of age	7	9	8	8	32	7	4	3	13	27

Table 2.2a Recorded Crime Incidents, Group 06 to Group 12, Quarterly and Annual, 2005-2006

	2005					2006				
	Q1	Q2	Q3	Q4	Total	Q1	Q2	Q3	Q4	Total
06 Robbery, Extortion and Hijacking offences	675	602	540	607	2,424	635	649	584	619	2,487
06a Robbery of an establishment or institution	357	295	198	302	1,152	336	304	211	254	1,105
06b Robbery of cash or goods in transit	13	9	14	8	44	8	8	7	8	31
06c Robbery from the person	286	275	301	276	1,138	264	309	342	335	1,250
06d Blackmail or extortion	4	5	4	5	18	1	4	4	2	11
06e Carjacking, hijacking/unlawful seizure of aircraft/vessel	15	18	23	16	72	26	24	20	20	90
07 Burglary and Related offences	6,482	6,058	6,569	7,272	26,381	7,107	5,570	5,844	6,262	24,783
07a Aggravated burglary	65	67	65	78	275	74	63	80	66	283
07b Burglary (not aggravated)	6,362	5,948	6,469	7,131	25,910	6,993	5,456	5,683	6,134	24,266
07c Possession of an article (with intent to burgle, steal, demand)	55	43	35	63	196	40	51	81	62	234
08 Theft and Related Offences	17,138	18,096	19,456	18,393	73,083	19,049	18,530	18,964	17,958	74,501
08a Theft/Taking of vehicle and related offences	3,492	3,562	3,640	3,508	14,202	3,636	3,427	3,201	3,396	13,660
08b Theft from person	1,035	1,134	1,330	1,121	4,620	859	915	970	859	3,603
08c Theft from shop	3,891	4,009	4,166	4,420	16,486	4,501	4,539	4,750	4,668	18,458
08d Other thefts, handling stolen property	8,720	9,391	10,320	9,344	37,775	10,053	9,649	10,043	9,035	38,780
09 Fraud, deception and Related Offences	978	1,016	958	1,067	4,019	984	954	1,120	1,112	4,170
09a Fraud, deception and related offences	978	1,016	958	1,067	4,019	984	954	1,120	1,112	4,170
10 Controlled Drug Offences	2,841	3,203	4,181	3,101	13,326	3,187	3,693	3,599	3,757	14,236
10a Importation of drugs	16	9	5	6	36	12	9	12	10	43
10b Cultivation or manufacture of drugs	8	14	15	13	50	12	23	37	20	92
10c Possession of drugs for sale or supply	701	720	611	630	2,662	681	728	770	840	3,019
10d Possession of drugs for personal use	1,979	2,322	3,397	2,340	10,038	2,341	2,761	2,633	2,736	10,471
10e Other drug offences	137	138	153	112	540	141	172	147	151	611
11 Weapons and Explosives Offences	530	640	730	660	2,560	646	694	816	963	3,119
11a Explosives, chemical weapons offences	7	4	41	53	105	9	4	17	131	161
11b Discharging a firearm	64	75	84	88	311	60	70	82	86	298
11c Possession of a firearm	92	141	118	85	436	103	101	105	114	423
11d Offensive weapons offences (nec)	367	420	487	434	1,708	474	519	611	598	2,202
11e Fireworks offences	0	0	0	0	0	0	0	1	34	35
12 Damage to Property and to the Environment	9,491	9,233	9,947	11,062	39,733	10,932	10,683	10,940	11,032	43,587
12a Arson	316	282	407	412	1,417	352	368	476	441	1,637
12b Criminal damage (not arson)	9,148	8,905	9,508	10,627	38,188	10,554	10,279	10,432	10,550	41,815
12c Litter offences	27	46	32	23	128	26	36	32	41	135

Table 2.2b Recorded Crime Incidents, Group 06 to Group 12, Quarterly and Annual, 2007-2008

	2007					2008				
	Q1	Q2	Q3	Q4	Total	Q1	Q2	Q3	Q4	Total
06 Robbery, Extortion and Hijacking offences	574	469	565	565	2,173	659	553	568	527	2,307
06a Robbery of an establishment or institution	242	150	184	238	814	266	193	182	226	867
06b Robbery of cash or goods in transit	7	4	2	7	20	4	5	12	5	26
06c Robbery from the person	304	301	356	296	1,257	359	317	334	268	1,278
06d Blackmail or extortion	6	6	4	4	20	7	6	6	2	21
06e Carjacking, hijacking/unlawful seizure of aircraft/vessel	15	8	19	20	62	23	32	34	26	115
07 Burglary and Related offences	5,868	5,079	5,788	6,831	23,566	6,632	5,842	5,733	6,417	24,624
07a Aggravated burglary	63	47	74	71	255	82	82	62	101	327
07b Burglary (not aggravated)	5,732	4,965	5,628	6,690	23,015	6,437	5,654	5,542	6,240	23,873
07c Possession of an article (intent to burgle, steal, demand)	73	67	86	70	296	113	106	129	76	424
08 Theft and Related Offences	18,102	18,841	19,421	18,854	75,218	18,849	20,117	19,374	18,449	76,789
08a Theft/Taking of vehicle and related offences	3,449	3,252	3,398	3,435	13,534	3,568	3,569	3,681	3,423	14,241
08b Theft from person	739	694	802	708	2,943	764	1,061	764	721	3,310
08c Theft from shop	4,505	4,704	4,674	4,990	18,873	4,793	5,107	5,048	5,152	20,100
08d Other thefts, handling stolen property	9,409	10,191	10,547	9,721	39,868	9,724	10,380	9,881	9,153	39,138
09 Fraud, deception and Related Offences	1,561	1,302	1,482	1,506	5,851	1,414	1,430	1,322	1,212	5,378
09a Fraud, deception and related offences	1,561	1,302	1,482	1,506	5,851	1,414	1,430	1,322	1,212	5,378
10 Controlled Drug Offences	3,972	4,867	5,205	4,539	18,583	5,238	5,720	6,818	5,530	23,306
10a Importation of drugs	15	10	13	16	54	20	12	18	17	67
10b Cultivation or manufacture of drugs	25	42	57	37	161	29	42	92	56	219
10c Possession of drugs for sale or supply	897	918	880	914	3,609	1,121	1,087	1,114	985	4,307
10d Possession of drugs for personal use	2,855	3,691	4,077	3,410	14,033	3,892	4,400	5,412	4,294	17,998
10e Other drug offences	180	206	178	162	726	176	179	182	178	715
11 Weapons and Explosives Offences	734	829	920	1,114	3,597	935	949	1,014	1,090	3,988
11a Explosives, chemical weapons offences	5	9	6	6	26	6	10	15	20	51
11b Discharging a firearm	89	79	84	74	326	69	49	55	51	224
11c Possession of a firearm	91	111	102	123	427	97	124	150	91	462
11d Offensive weapons offences (nec)	545	629	708	696	2,578	754	759	765	678	2,956
11e Fireworks offences	4	1	20	215	240	9	7	29	250	295
12 Damage to Property and to the Environment	10,748	10,776	10,617	11,146	43,287	11,797	11,375	10,731	10,769	44,672
12a Arson	396	549	489	570	2,004	554	599	585	490	2,228
12b Criminal damage (not arson)	10,306	10,168	10,082	10,530	41,086	11,176	10,694	10,088	10,219	42,177
12c Litter offences	46	59	46	46	197	67	82	58	60	267

Table 2.3a Recorded Crime Incidents, Group 13 and Group 15, Quarterly and Annual, 2005-2006

	2005					2006				
	Q1	Q2	Q3	Q4	Total	Q1	Q2	Q3	Q4	Total
13 Public Order and other Social Code Offences	12,506	13,454	15,056	14,470	55,486	12,516	13,815	15,086	15,210	56,627
13a Disorderly conduct	9,821	9,919	11,260	11,434	42,434	10,300	11,372	12,738	12,825	47,235
13b Trespass offences	399	440	540	463	1,842	491	640	622	603	2,356
13c Liquor licensing offences	2,015	2,790	2,899	1,979	9,683	1,436	1,491	1,369	1,420	5,716
13d Prostitution offences	28	24	14	18	84	37	22	25	23	107
13e Regulated betting/money collection/trading offences	82	64	134	97	377	75	104	135	105	419
13f Other social code offences (nec)	161	217	209	479	1,066	177	186	197	234	794
15 Offences against Government, Justice Procedures and Organisation										
Organisation of Crime	1,809	1,956	1,972	2,055	7,792	2,300	2,418	2,180	2,583	9,481
15a Offences against government and its agents (nec)	36	41	35	38	150	62	47	47	82	238
15b Organisation of crime and conspiracy to commit crime	1	1	0	3	5	9	3	5	2	19
15c Perverting the course of justice	60	53	52	59	224	48	60	85	56	249
15d Offences while in custody, breach of court orders	1,712	1,861	1,885	1,955	7,413	2,181	2,308	2,043	2,443	8,975

10

Table 2.3b Recorded Crime Incidents, Group 13 and Group 15, Quarterly and Annual, 2007-2008

	2007					2008				
	Q1	Q2	Q3	Q4	Total	Q1	Q2	Q3	Q4	Total
13 Public Order and other Social Code Offences	13,806	15,386	15,855	15,667	60,714	15,406	15,754	15,720	14,583	61,463
13a Disorderly conduct	11,420	12,833	13,247	13,670	51,170	13,186	13,495	13,604	12,760	53,045
13b Trespass offences	661	794	805	736	2,996	909	1,027	948	744	3,628
13c Liquor licensing offences	1,232	1,432	1,538	992	5,194	1,080	950	951	841	3,822
13d Prostitution offences	30	35	23	22	110	37	47	19	33	136
13e Regulated betting/money collection/trading offences	121	161	122	134	538	99	157	127	126	509
13f Other social code offences (nec)	342	131	120	113	706	95	78	71	79	323
15 Offences against Government, Justice Procedures and Organisation										
Organisation of Crime	2,949	2,699	2,614	2,686	10,948	3,155	3,418	3,389	2,247	12,209
15a Offences against government and its agents (nec)	109	80	137	80	406	124	124	72	73	393
15b Organisation of crime and conspiracy to commit crime	2	3	4	2	11	2	4	3	4	13
15c Perverting the course of justice	57	39	43	52	191	45	38	39	34	156
15d Offences while in custody, breach of court orders	2,781	2,577	2,430	2,552	10,340	2,984	3,252	3,275	2,136	11,647

Background Notes

Introduction The Crime Incidents, Quarter 4, 2008 release provides provisional figures for the number of offences recorded by An Garda Síochána, based on the Irish Crime Classification System (ICCS) but excluding elements of Group 4 (*Dangerous or Negligent Acts*), and all of Groups 14 (*Road and Traffic Offences (Not Elsewhere Classified)*) and 16 (*Offences Not Elsewhere Classified*). Figures are provided from Quarter 1, 2005 to Quarter 4, 2008. The information supplied in this report refers only to crime incidents known to An Garda Síochána and recorded as such in the Garda PULSE (Police Using Leading Systems Effectively) system. Because of timing issues with respect to the extraction of data, figures may be revised subsequent to this publication.

Crime recording Offences reported or which become known to members of An Garda Síochána are recorded when, on the balance of probability, a Garda determines that a criminal offence defined by law has taken place, and there is no credible evidence to the contrary. If it is subsequently determined that a criminal offence did not take place, the criminal offence recorded is invalidated and is not counted in the statistics. If a person makes a report and subsequently withdraws it by stating that the criminal act did not take place, then this too is invalidated unless there is evidence to suggest that, by reasonable probability, the offence has taken place. For criminal offences where victim confirmation is required (e.g. assault, fraud), a criminal offence is recorded only where the victim confirms the offence or where there is evidence to suggest that by reasonable probability it occurred. Another important feature of a recorded offence is that it is based on the date reported to, or that it became known to, the Gardaí. This has major implications for some offence types. Notable amongst these are sexual offences, as it has often been the case that such offences have been reported to An Garda Síochána many years (sometimes decades) after the event(s). Thus a sexual assault, which occurred in 1960, would be included in the statistics for 2006 if it was first reported in that year.

Crime classification A criminal offence is classified as a particular offence type at the initial recording of that offence. However, upon investigation, it may later become apparent that an alternative offence type should be used. In this event, the record is amended to reflect this. Re-classification on the basis of court proceedings only occurs in relation to homicide offences. A murder offence is reclassified as manslaughter when a charge of manslaughter commences or when a murder charge results in a conviction for manslaughter. It is also possible, though more rare, that an offence originally classified as manslaughter may be re-classified as murder. Also, a re-classification to a homicide offence occurs when, for example, a serious assault has been recorded and, some time later, the victim dies as a consequence of the assault.

General counting rules Crime counting rules are applied to all criminal offences for the purposes of the statistics. The following are the main rules relevant to the quarterly figures:

Primary Offence Rule: Where two or more criminal offences are disclosed in a single episode, it is the primary criminal offence that is counted. The primary offence is that offence which the greater penalty may apply. Where offences have similar penalties, offences against the person take precedence over offences against property for the purpose of determining the primary offence.

One Offence Counts Per Victim: One offence counts per victim involved with the exceptions of cheque/credit card fraud and burglary. Under certain circumstances, the cheque/credit card exception necessitates that a series of these offences counts as one crime where the originating bank ultimately suffers the loss. The burglary exception dictates that one burglary offence is counted where property belonging to two or more victims is stolen (or damaged) during a single burglary.

Continuous Series Involving the Same Victim and Same Offender: A continuous series of offences against the same victim involving the same offender counts as one offence.

Complete list of offences included in each group title

Homicide Offences	01a Murder	Murder
	01b Manslaughter	Manslaughter
	01c Infanticide	Infanticide
	01d Dangerous driving leading to death	Manslaughter (traffic fatality) Dangerous driving causing death
Sexual Offences	02a Rape of a male or female	Rape of a female Rape Section 4
	02b Defilement of a boy or girl less than 17 years old	Unlawful carnal knowledge / Criminal law (Sexual Offences Act) 2006 Buggery
	02c Sexual offences involving mentally impaired person	Sexual offence involving mentally impaired person
	02d Aggravated sexual assault	Aggravated sexual assault
	02e Sexual assault (not aggravated)	Sexual assault
	02f Other sexual offences	Incest Child pornography offences Child pornography – obstruction of warrant Gross indecency
Attempts/Threats to Murder, Assaults, Harassments and Related Offences	03a Murder-attempt	Murder-attempt
	03b Murder-threat	Murder-threat
	03c Assault causing harm, poisoning	Assault causing harm Poisoning
	03d Other assault	Assault or obstruction of Garda/official, resisting arrest Minor assault
	03e Harassment and related offences	Coercion Harassment, stalking, threats Demanding payment of debt causing alarm Menacing phone calls Incitement to hatred offences
Dangerous or Negligent Acts	04a Dangerous driving causing serious bodily harm	Dangerous driving causing serious bodily harm
	04b Driving/In charge of a vehicle while over legal alcohol limit	Driving / In charge of a vehicle while over legal alcohol limit
	04c Driving/In charge of a vehicle under the influence of drugs	Driving / In charge of a vehicle under the influence of drugs
	04f Endangerment with potential for serious harm/death	Endangerment with potential for serious harm/death
	04g Abandoning a child, child neglect and cruelty	Abandoning a child, child neglect and cruelty
	04h Unseaworthy/dangerous use of boat or ship	Unseaworthy/dangerous use of boat or ship
	04i False alarm/interference with aircraft or air transport facilities	False alarm/interference with aircraft or air transport facilities
	04j Endangering traffic offences	Endangering traffic offences
Kidnapping and Related Offences	05a False Imprisonment	False Imprisonment
	05b Abduction of person under 16 years of age	Abduction of person under 16 years of age

Robbery, Extortion and Hijacking Offences	06a Robbery of an establishment or institution	Robbery of an establishment or institution
	06b Robbery of cash or goods in transit	Robbery of cash or goods in transit
	06c Robbery from the person	Robbery from the person
	06d Blackmail or extortion	Blackmail or extortion
	06e Carjacking, hijacking/unlawful seizure of aircraft/vessel	Carjacking, hijacking/unlawful seizure of aircraft/vessel
Burglary and Related Offences	07a Aggravated burglary	Aggravated Burglary
	07b Burglary (not aggravated)	Burglary (not aggravated)
	07c Possession of an article (with intent to burgle, steal, demand)	Possession of an article (with intent to burgle, steal, demand)
Theft and Related Offences	08a Theft/Taking of vehicle and related offences	Theft/Unauthorised taking of vehicle Interfering with vehicle (with intent to steal item or vehicle)
	08b Theft from person	Theft from person
	08c Theft from shop	Theft from shop
	08d Other thefts, handling stolen property	Theft from vehicle Theft/ Unauthorised taking of a pedal cycle Theft of, or interference with, mail Handling or possession of stolen property Theft of other property
Fraud, Deception and Related Offences	09a Fraud, deception and related offences	Fraud, deception, false pretence offences Forging an instrument to defraud Possession of an article for use in fraud, deception or extortion Falsification of accounts Offences under the Companies Act Offences under the Investment Intermediaries Act Offences under the Stock Exchange Act Money laundering Embezzlement Fraud against the European Union Importation/Sale/Supply of tobacco Counterfeiting notes and coins Bad debts criminal (Debtors Ireland) Corruption (involving public office holder)
	Controlled Drug Offences	10a Importation of drugs
10b Cultivation or manufacture of drugs		Cultivation or manufacture of drugs
10c Possession of drugs for sale or supply		Possession of drugs for sale or supply
10d Possession of drugs for personal use		Possession of drugs for personal use
10e Other drug offences		Forged or altered prescription offences Obstruction under the Drugs Act

Weapons and Explosives Offences	11a Explosives, chemical weapons offences	Causing an explosion Making of explosives Possession of explosives Chemical weapons offences
	11b Discharging a firearm	Discharging a firearm
	11c Possession of a firearm	Possession of a firearm
	11d Offensive weapons offences (nec)	Possession of offensive weapons (not firearms)
	11e Fireworks offences	Fireworks offences (for sale, igniting etc.)
Damage to Property and to the Environment	12a Arson	Arson
	12b Criminal damage (not arson)	Criminal damage (not arson)
	12c Litter offences	Litter offences
Public Order and other Social Code Offences	13a Disorderly conduct	Affray/Riot/Violent disorder Public order offences Drunkenness offences Air rage-disruptive or drunken behaviour on aircraft
	13b Trespass offences	Forcible entry and occupation (not burglary) Trespass on lands or enclosed areas
	13c Liquor licensing offences	Liquor licensing offences Registered clubs offences Special restaurant offences
	13d Prostitution offences	Brothel keeping Organisation of prostitution Prostitution, including soliciting etc.
	13e Regulated betting/money, collection/trading offences	Offences under the Betting Acts Collecting money without permit, unauthorised collection Offences under Gaming and Lotteries Acts Permit/License offences for casual/street trading
	13f Other social code offences (nec)	Allowing a child (under 16 years) to beg Bigamy Bestiality Indecency Begging
Offences against Government, Justice Procedures and Organisation of Crime	15a Offences against government and its agents (nec)	Treason Breaches of Offences Against the State Acts Breaches of Official Secrets Act Impersonating member of An Garda Síochána Electoral offences including personation Public mischief-annoying phone calls, wasting police time Criminal Assets Bureau offences Non compliance with Garda direction
	15b Organisation of crime and conspiracy to commit crime	Criminal organisation offences (organised crime) Conspiracy to commit a crime
	15c Perverting the course of justice	Perjury Interfering with a jury (embracery) Assisting offenders Public mischief, pervert course of justice, conceal offence