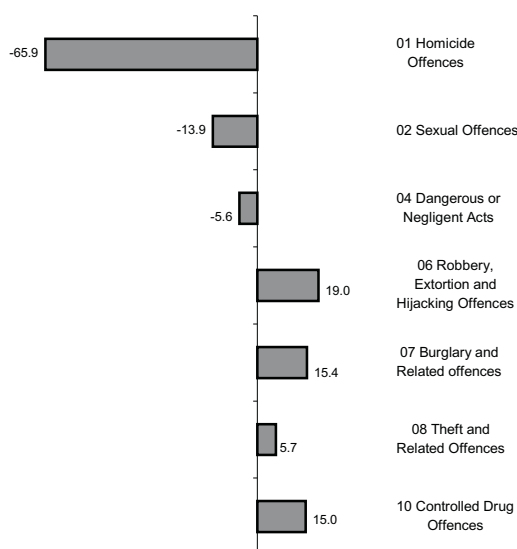




**Figure 1 Percentage change between Q2 2007 and Q2 2008 for selected groups**



## Recorded Crime Quarter 2 2008

### Violent Deaths fall by two-thirds

When comparing Quarter 2, 2008 (Q2, 2008) with Quarter 2, 2007, increases were observed in the number of offences in certain groups such as Group 06 – *Robbery, Extortion and Hijacking Offences*, Group 07 *Burglary and Related Offences*, Group 08 *Theft and Related Offences* and Group 10 *Controlled Drug Offences*. Other groups showed a decrease in the number of offences recorded, such as Group 01 *Homicide Offences*, Group 02 *Sexual Offences* and Group 13 *Public Order and other Social Code Offences*. See Figure 1.

#### Group 01 - Homicides

The combined total of *Murder* and *Manslaughter* offences reduced by two-thirds in Q2, 2008 compared with Q2, 2007, from 27 to 9. In the 12-month period ending in Q2, 2008, there were 67 *Murder* and *Manslaughter* offences recorded, compared with 78 in the corresponding period ending in Q2, 2007, a decrease of 14.1%. It is worth noting that *Dangerous driving leading to death* is now included in the *Homicide Offences* group. The decrease in the number of *Dangerous Driving leading to death* offences in Q2, 2008 may be due to the fact that all road collision investigations for this period have not yet concluded, which will result in some being reclassified as homicide. Figure 2 provides a good indication of the trends in the annualised (i.e. the 12-month running total to the end of a quarter) figures for all offence types within this group.

#### Group 02 - Sexual Offences

The number of offences in this group decreased by 13.9%, from 332 in Q2, 2007 to 286 in Q2, 2008. The largest absolute change was in *Sexual assault (not aggravated)*, which fell by 11.0%, from 200 in Q2, 2007 to 178 in Q2, 2008. The annualised totals for *Sexual Offences* have decreased consistently since Q3, 2007. See Figure 3.

#### Group 03 - Attempts/Threats to Murder, Assaults, Harassments and Related Offences

The number of *Murder-Threats* more than doubled from 32 in Q2, 2007 to 71 in Q2, 2008. The annualised total for these offences in the period ending in Q2, 2008 was 220, an increase of 103 (88.0%) on the corresponding period ending in Q2, 2007. The largest number of offences in this group were recorded under *Other Assault* which rose from 10,541 in the 12-month period ending in June 2007, to 11,698 in the corresponding period ending in June 2008.

#### Group 04 - Dangerous or Negligent Acts

In Q2, 2008, there were 5,010 recorded *Dangerous or Negligent Acts* offences, a decrease of 299 (5.6%) on the same quarter in 2007. The number of *Driving/In charge of a vehicle under the influence of drugs* offences more than doubled (130.3%) from 152 to 350 in the 12-month periods ending in June 2007 and June 2008 respectively.

For more information, contact Karina Kelleher at 021-453 571 6 or Timothy Linehan at 021-453 5264

Published by the Central Statistics Office, Ireland.

Ardee Road  
Dublin 6  
Ireland

Shehard Road  
Cork  
Ireland

LoCall: 1890 313 414 (ROI)  
0870 8760256 (UK/Nl)

Tel: +353-1 498 4000  
Fax: +353-1 498 4229

Tel: +353-21 453 5000  
Fax: +353-21 453 5294

Both offices may be contacted through any of these telephone numbers.

CSO on the Web: [www.cso.ie](http://www.cso.ie)  
and go to  
People and Society: Crime and Justice

Director General: Gerard O'Hanlon

Enquiries:

Crime Statistics  
Crime Statistics Section,  
ext 5264, 5716  
Email [crime@cso.ie](mailto:crime@cso.ie)

Queries and Sales  
Information Section, ext 5021  
[information@cso.ie](mailto:information@cso.ie)

© Central Statistics Office  
The contents of this release may be quoted provided the source is given clearly and accurately. Reproduction for own or internal use is permitted.

## Group 05 - Kidnapping and Related Offences

Comparing figures for Q2, 2008 with Q2, 2007, *Kidnapping and Related Offences* decreased from 26 to 16. In the 12-month period ending in Q2, 2008, *Kidnapping and Related Offences* increased by 8.0% when compared with the corresponding period ending in Q2, 2007, from 88 to 95.

## Group 06 - Robbery, Extortion and Hijacking Offences

The quarterly figure for *Robbery, Extortion and Hijacking Offences* rose by almost a fifth, from 468 in Q2, 2007 to 557 in Q2, 2008. There was a 31.3% increase in recorded offences of *Robbery of an Establishment or Institution*, which increased from 150 in Q2, 2007, to 197 in Q2, 2008.

## Group 07 - Burglary and Related Offences

In Q2, 2008, there were 5,860 recorded *Burglary and Related Offences* representing an increase of 781 (15.4%) on Q2, 2007. The largest absolute increase was in the number of *Burglary (not aggravated)* offences which rose from 4,965 in Q2, 2007 to 5,673 in Q2, 2008, a rise of 14.3%.

## Group 08 - Theft and Related Offences

There were increases in all offences within this group between Q2, 2007 and Q2, 2008. *Theft from person* offences rose from 694, in Q2, 2007 to 1,075 in Q2, 2008, an increase of 54.9%. The annualised figure for *Theft from person* rose by 84 (2.6%) from 3,270 to 3,354 in the 12-month period prior to the end of Q2, 2008.

## Group 09 - Fraud, Deception and Related Offences

There were 1,323 recorded *Fraud, deception and related offences* in Q2, 2008. This is a decrease of 18 (1.4%) on the same period in Q2, 2007. In the 12-month period ending in Q2, 2008, *Fraud, deception and related offences* increased by 11.8% when compared with the corresponding period ending in Q2, 2007, from 5,094 to 5,694.

## Group 10 - Controlled Drug Offences

There was a 15.0% increase in the number of *Controlled Drug Offences*, from 4,871 to 5,602, between Q2, 2007 and Q2, 2008. *Possession of drugs for personal use offences* rose from 3,691 to 4,321, over this period, an increase of 17.1%.

## Group 11- Weapons and Explosives Offences

Until recently, *Fireworks Offences* were recorded under *Explosives, Chemical Weapons Offences*. This is now changed. There were 915 offences in Group 11 – *Weapons and Explosives Offences*, in Q2, 2008, an increase of 87 on Q2, 2007. The number of *Explosives, Chemical Weapons Offences* fell from 164 for the twelve-month period ending in Q2, 2007 to 28 for the same period ending in Q2, 2008. Recorded *Fireworks Offences* rose correspondingly from just 38 (12-month period ending in Q2, 2007) to 250 (12-month period ending in Q2, 2008).

## Group 12 – Damage to Property and to the Environment

The largest number of offences recorded in this group was for *Criminal Damage (not arson)*, accounting for over 10,000 recorded offences in both Q2, 2007 and Q2, 2008. Recorded *Arson* offences rose from 548 in Q2, 2007 to 651 in Q2, 2008. This is an increase of 18.8%.

## Group 13 – Public Order and other Social Code Offences

Recorded *Public Order and Other Social Code Offences* fell slightly from 15,382 in Q2, 2007 to 15,211 in Q2, 2008, a decrease of 1.1%. The most frequently occurring offences in this group were under *Disorderly Conduct*, which rose from 12,828 in Q2, 2007 to 13,044 in Q2, 2008. This is equivalent to approximately 143 *Disorderly Conduct* offences a day.

## Group 15 – Offences against Government, Justice Procedures and Organisation of Crime

The number of *Offences against the Government and its agents (nec)* recorded in the second quarter of 2008 rose by 31.3%, when compared with the same period in 2007. These rose from 80 in Q2, 2007 to 105 in Q2, 2008.

Figure 2 Annualised Homicide Offences

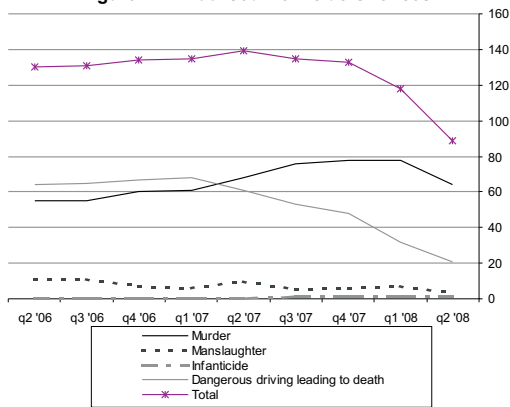
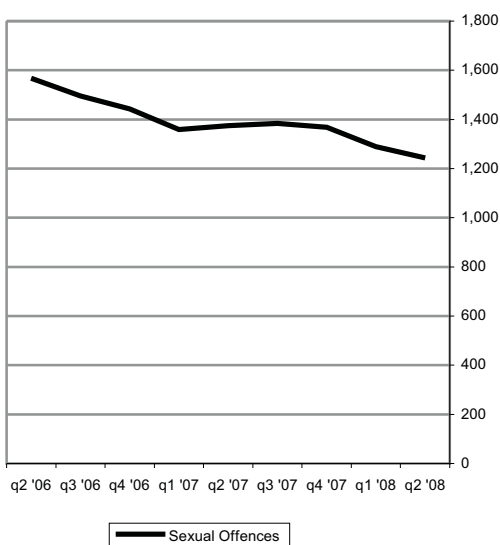


Figure 3 Annualised Sexual Offences



## Tables

**Table 1 Recorded Crime - quarter 2 (Q2) and annualised total<sup>1</sup> to quarter 2, 2007/2008**

	Q2				Annualised Total to Q2			
	2007	2008	Change	% Change	2007	2008	Change	% Change
<b>01 Homicide Offences</b>	<b>44</b>	<b>15</b>	<b>-29</b>	<b>-65.9</b>	<b>139</b>	<b>89</b>	<b>-50</b>	<b>-36.0</b>
01a Murder	22	8	-14	-63.6	68	64	-4	-5.9
01b Manslaughter	5	1	-4	-80.0	10	3	-7	-70.0
01c Infanticide	0	0	0	-	0	1	1	-
01d Dangerous driving leading to death	17	6	-11	-64.7	61	21	-40	-65.6
<b>02 Sexual Offences</b>	<b>332</b>	<b>286</b>	<b>-46</b>	<b>-13.9</b>	<b>1,374</b>	<b>1,243</b>	<b>-131</b>	<b>-9.5</b>
02a Rape of a male or female	93	80	-13	-14.0	352	327	-25	-7.1
02b Defilement of a boy or girl less than 17 years old	15	12	-3	-20.0	67	69	2	3.0
02c Sexual offence involving mentally impaired person	2	3	1	50.0	13	8	-5	-38.5
02d Aggravated sexual assault	7	1	-6	-85.7	22	9	-13	-59.1
02e Sexual assault (not aggravated)	200	178	-22	-11.0	846	752	-94	-11.1
02f Other sexual offences	15	12	-3	-20.0	74	78	4	5.4
<b>03 Attempts/Threats to Murder, Assaults, Harassments and Related Offences</b>	<b>4,341</b>	<b>4,554</b>	<b>213</b>	<b>4.9</b>	<b>16,791</b>	<b>18,292</b>	<b>1,501</b>	<b>8.9</b>
03a Murder-attempt	0	2	2	-	4	6	2	50.0
03b Murder-threat	32	71	39	121.9	117	220	103	88.0
03c Assault causing harm, poisoning	995	935	-60	-6.0	4,013	3,901	-112	-2.8
03d Other assault	2,745	2,903	158	5.8	10,541	11,698	1,157	11.0
03e Harassment and related offences	569	643	74	13.0	2,116	2,467	351	16.6
<b>04 Dangerous or Negligent Acts</b>	<b>5,309</b>	<b>5,010</b>	<b>-299</b>	<b>-5.6</b>	<b>21,096</b>	<b>20,897</b>	<b>-199</b>	<b>-0.9</b>
04a Dangerous driving causing serious bodily harm	9	2	-7	-77.8	21	18	-3	-14.3
04b Driving/In charge of a vehicle while over legal alcohol limit	4,984	4,677	-307	-6.2	20,248	19,581	-667	-3.3
04c Driving/In charge of a vehicle under the influence of drugs	59	92	33	55.9	152	350	198	130.3
04f Endangerment with potential for serious harm/death	27	14	-13	-48.1	69	60	-9	-13.0
04g Abandoning a child, child neglect and cruelty	170	172	2	1.2	410	610	200	48.8
04h Unseaworthy/dangerous use of boat or ship	0	1	1	-	0	3	3	-
04i False alarm/interference with aircraft or air transport facilities	1	14	13	1,300.0	10	39	29	290.0
04j Endangering traffic offences	59	38	-21	-35.6	186	236	50	26.9
<b>05 Kidnapping and Related Offences</b>	<b>26</b>	<b>16</b>	<b>-10</b>	<b>-38.5</b>	<b>88</b>	<b>95</b>	<b>7</b>	<b>8.0</b>
05a False Imprisonment	17	11	-6	-35.3	59	63	4	6.8
05b Abduction of person under 16 years of age	9	5	-4	-44.4	29	32	3	10.3
<b>06 Robbery, Extortion and Hijacking Offences</b>	<b>468</b>	<b>557</b>	<b>89</b>	<b>19.0</b>	<b>2,244</b>	<b>2,349</b>	<b>105</b>	<b>4.7</b>
06a Robbery of an establishment or institution	150	197	47	31.3	857	883	26	3.0
06b Robbery of cash or goods in transit	4	4	0	0.0	26	17	-9	-34.6
06c Robbery from the person	300	317	17	5.7	1,280	1,335	55	4.3
06d Blackmail or extortion	6	6	0	0.0	18	20	2	11.1
06e Carjacking, hijacking/unlawful seizure of aircraft/vessel	8	33	25	312.5	63	94	31	49.2

<sup>1</sup> The annualised figure for a given quarter is the total number of crimes recorded in the 12 months prior to end of that quarter.

**Table 1 Recorded Crime - quarter 2 (Q2) and annualised total<sup>1</sup> to quarter 2, 2007/2008**

	Q2				Annualised Total to Q2			
	2007	2008	Change	% Change	2007	2008	Change	% Change
<b>07 Burglary and Related offences</b>	<b>5,079</b>	<b>5,860</b>	<b>781</b>	<b>15.4</b>	<b>23,041</b>	<b>25,202</b>	<b>2,161</b>	<b>9.4</b>
07a Aggravated burglary	47	83	36	76.6	255	311	56	22.0
07b Burglary (not aggravated)	4,965	5,673	708	14.3	22,503	24,519	2,016	9.0
07c Possession of an article (with intent to burgle, steal, demand)	67	104	37	55.2	283	372	89	31.4
<b>08 Theft and Related Offences</b>	<b>18,846</b>	<b>19,920</b>	<b>1,074</b>	<b>5.7</b>	<b>73,872</b>	<b>77,000</b>	<b>3,128</b>	<b>4.2</b>
08a Theft/Taking of vehicle and related offences	3,254	3,555	301	9.3	13,299	13,941	642	4.8
08b Theft from person	694	1,075	381	54.9	3,270	3,354	84	2.6
08c Theft from shop	4,704	5,091	387	8.2	18,632	19,554	922	4.9
08d Other thefts, handling stolen property	10,194	10,199	5	0.0	38,671	40,151	1,480	3.8
<b>09 Fraud, Deception and Related Offences</b>	<b>1,305</b>	<b>1,323</b>	<b>18</b>	<b>1.4</b>	<b>5,094</b>	<b>5,694</b>	<b>600</b>	<b>11.8</b>
09a Fraud, deception and related offences	1,305	1,323	18	1.4	5,094	5,694	600	11.8
<b>10 Controlled Drug Offences</b>	<b>4,871</b>	<b>5,602</b>	<b>731</b>	<b>15.0</b>	<b>16,198</b>	<b>20,547</b>	<b>4,349</b>	<b>26.8</b>
10a Importation of drugs	10	11	1	10.0	47	60	13	27.7
10b Cultivation or manufacture of drugs	42	41	-1	-2.4	124	165	41	33.1
10c Possession of drugs for sale or supply	922	1,064	142	15.4	3,432	3,969	537	15.6
10d Possession of drugs for personal use	3,691	4,321	630	17.1	11,912	15,674	3,762	31.6
10e Other drug offences	206	165	-41	-19.9	683	679	-4	-0.6
<b>11 Weapons and Explosives Offences</b>	<b>828</b>	<b>915</b>	<b>87</b>	<b>10.5</b>	<b>3,342</b>	<b>3,870</b>	<b>528</b>	<b>15.8</b>
11a Explosives, chemical weapons offences	9	10	1	11.1	164	28	-136	-82.9
11b Discharging a firearm	79	47	-32	-40.5	336	273	-63	-18.8
11c Possession of a firearm	111	124	13	11.7	423	445	22	5.2
11d Offensive weapons offences (nec)	628	727	99	15.8	2,381	2,874	493	20.7
11e Fireworks offences	1	7	6	600.0	38	250	212	557.9
<b>12 Damage to Property and to the Environment</b>	<b>10,776</b>	<b>11,189</b>	<b>413</b>	<b>3.8</b>	<b>43,478</b>	<b>44,673</b>	<b>1,195</b>	<b>2.7</b>
12a Arson	548	651	103	18.8	1,859	2,314	455	24.5
12b Criminal damage (not arson)	10,169	10,466	297	2.9	41,442	42,135	693	1.7
12c Litter offences	59	72	13	22.0	177	224	47	26.6
<b>13 Public Order and other Social Code Offences</b>	<b>15,382</b>	<b>15,211</b>	<b>-171</b>	<b>-1.1</b>	<b>59,500</b>	<b>61,888</b>	<b>2,388</b>	<b>4.0</b>
13a Disorderly conduct	12,828	13,044	216	1.7	49,791	52,960	3,169	6.4
13b Trespass offences	793	986	193	24.3	2,680	3,374	694	25.9
13c Liquor licensing offences	1,434	904	-530	-37.0	5,485	4,514	-971	-17.7
13d Prostitution offences	35	48	13	37.1	114	130	16	14.0
13e Regulated betting/money, collection/trading offences	161	153	-8	-5.0	522	507	-15	-2.9
13f Other social code offences (nec)	131	76	-55	-42.0	908	403	-505	-55.6
<b>15 Offences against Government, Justice Procedures and Organisation of Crime</b>	<b>2,671</b>	<b>2,581</b>	<b>-90</b>	<b>-3.4</b>	<b>10,336</b>	<b>10,516</b>	<b>180</b>	<b>1.7</b>
15a Offences against government and its agents (nec)	80	105	25	31.3	317	441	124	39.1
15b Organisation of crime and conspiracy to commit crime	3	3	0	0.0	12	11	-1	-8.3
15c Perverting the course of justice	39	26	-13	-33.3	236	162	-74	-31.4
15d Offences while in custody, breach of court orders	2,549	2,447	-102	-4.0	9,771	9,902	131	1.3

<sup>1</sup> The annualised figure for a given quarter is the total number of crimes recorded in the 12 months prior to end of that quarter.

**Table 2.1a Recorded Crime, Group 01 to Group 05, Quarterly and Annual, 2005-2006**

	2005					2006				
	Q1	Q2	Q3	Q4	Total	Q1	Q2	Q3	Q4	Total
<b>01 Homicide Offences</b>	<b>32</b>	<b>36</b>	<b>33</b>	<b>25</b>	<b>126</b>	<b>32</b>	<b>40</b>	<b>34</b>	<b>28</b>	<b>134</b>
01a Murder	9	15	14	14	52	12	15	14	19	60
01b Manslaughter	1	3	5	4	13	1	1	5	0	7
01c Infanticide	0	0	0	0	0	0	0	0	0	0
01d Dangerous driving leading to death	22	18	14	7	61	19	24	15	9	67
<b>02 Sexual Offences</b>	<b>626</b>	<b>397</b>	<b>420</b>	<b>361</b>	<b>1,804</b>	<b>469</b>	<b>317</b>	<b>349</b>	<b>308</b>	<b>1,443</b>
02a Rape of a male or female	114	116	117	99	446	114	91	101	72	378
02b Defilement of a boy or girl less than 17 years old	46	24	38	17	125	37	15	13	13	78
02c Sexual offence involving mentally impaired person	2	3	6	2	13	4	6	3	2	15
02d Aggravated sexual assault	0	3	3	1	7	4	0	5	7	16
02e Sexual assault (not aggravated)	452	228	246	233	1,159	293	191	210	205	899
02f Other sexual offences	12	23	10	9	54	17	14	17	9	57
<b>03 Attempts/Threats to Murder, Assaults, Harassments and Related Offences</b>	<b>3,320</b>	<b>3,302</b>	<b>3,639</b>	<b>3,437</b>	<b>13,698</b>	<b>3,601</b>	<b>3,461</b>	<b>4,095</b>	<b>4,251</b>	<b>15,408</b>
03a Murder-attempt	1	1	3	2	7	3	2	1	2	8
03b Murder-threat	11	21	37	25	94	33	17	18	27	95
03c Assault causing harm, poisoning	1,041	885	932	854	3,712	993	926	1,042	1,052	4,013
03d Other assault	1,965	2,131	2,378	2,296	8,770	2,213	2,210	2,632	2,652	9,707
03e Harassment and related offences	302	264	289	260	1,115	359	306	402	518	1,585
<b>04 Dangerous or Negligent Acts</b>	<b>3,255</b>	<b>3,623</b>	<b>3,640</b>	<b>4,205</b>	<b>14,723</b>	<b>3,880</b>	<b>4,617</b>	<b>5,188</b>	<b>5,591</b>	<b>19,276</b>
04a Dangerous driving causing serious bodily harm	6	5	3	8	22	6	8	3	3	20
04b Driving/In charge of a vehicle while over legal alcohol limit	3,118	3,453	3,453	4,052	14,076	3,724	4,427	5,031	5,424	18,606
04c Driving/In charge of a vehicle under the influence of drugs	23	29	27	28	107	28	27	26	32	113
04f Endangerment with potential for serious harm/death	21	13	24	23	81	16	23	18	13	70
04g Abandoning a child, child neglect and cruelty	46	85	85	52	268	74	86	64	79	303
04h Unseaworthy/dangerous use of boat or ship	0	0	0	0	n/a	0	0	0	0	n/a
04i False alarm/interference with aircraft or air transport facilities	8	4	5	1	18	4	6	4	2	16
04j Endangering traffic offences	33	34	43	41	151	28	40	42	38	148
<b>05 Kidnapping and Related Offences</b>	<b>19</b>	<b>19</b>	<b>13</b>	<b>22</b>	<b>73</b>	<b>23</b>	<b>20</b>	<b>18</b>	<b>19</b>	<b>80</b>
05a False Imprisonment	16	11	7	16	50	17	14	13	11	55
05b Abduction of person under 16 years of age	3	8	6	6	23	6	6	5	8	25

**Table 2.1b Recorded Crime, Group 01 to Group 05, Quarterly and Annual, 2007-2008**

	2007					2008	
	Q1	Q2	Q3	Q4	Total	Q1	Q2
<b>01 Homicide Offences</b>	<b>33</b>	<b>44</b>	<b>30</b>	<b>26</b>	<b>133</b>	<b>18</b>	<b>15</b>
01a Murder	13	22	22	21	78	13	8
01b Manslaughter	0	5	0	1	6	1	1
01c Infanticide	0	0	1	0	1	0	0
01d Dangerous driving leading to death	20	17	7	4	48	4	6
<b>02 Sexual Offences</b>	<b>385</b>	<b>332</b>	<b>359</b>	<b>292</b>	<b>1,368</b>	<b>306</b>	<b>286</b>
02a Rape of a male or female	86	93	93	80	352	74	80
02b Defilement of a boy or girl less than 17 years old	26	15	25	12	78	20	12
02c Sexual offence involving mentally impaired person	6	2	2	3	13	0	3
02d Aggravated sexual assault	3	7	6	2	18	0	1
02e Sexual assault (not aggravated)	231	200	203	176	810	195	178
02f Other sexual offences	33	15	30	19	97	17	12
<b>03 Attempts/Threats to Murder, Assaults, Harassments and Related Offences</b>	<b>4,104</b>	<b>4,341</b>	<b>4,448</b>	<b>4,657</b>	<b>17,550</b>	<b>4,633</b>	<b>4,554</b>
03a Murder-attempt	1	0	2	2	5	0	2
03b Murder-threat	40	32	48	40	160	61	71
03c Assault causing harm, poisoning	924	995	987	993	3,899	986	935
03d Other assault	2,512	2,745	2,880	3,045	11,182	2,870	2,903
03e Harassment and related offences	627	569	531	577	2,304	716	643
<b>04 Dangerous or Negligent Acts</b>	<b>5,008</b>	<b>5,309</b>	<b>5,391</b>	<b>5,306</b>	<b>21,014</b>	<b>5,190</b>	<b>5,010</b>
04a Dangerous driving causing serious bodily harm	6	9	7	3	25	6	2
04b Driving/In charge of a vehicle while over legal alcohol limit	4,809	4,984	5,077	4,982	19,852	4,845	4,677
04c Driving/In charge of a vehicle under the influence of drugs	35	59	52	97	243	109	92
04f Endangerment with potential for serious harm/death	11	27	16	14	68	16	14
04g Abandoning a child, child neglect and cruelty	97	170	186	129	582	123	172
04h Unseaworthy/dangerous use of boat or ship	0	0	1	0	1	1	1
04i False alarm/interference with aircraft or air transport facilities	3	1	5	12	21	8	14
04j Endangering traffic offences	47	59	47	69	222	82	38
<b>05 Kidnapping and Related Offences</b>	<b>25</b>	<b>26</b>	<b>26</b>	<b>31</b>	<b>108</b>	<b>22</b>	<b>16</b>
05a False Imprisonment	18	17	18	23	76	11	11
05b Abduction of person under 16 years of age	7	9	8	8	32	11	5

**Table 2.2a Recorded Crime, Group 06 to Group 12, Quarterly and Annual, 2005-2006**

	2005					2006				
	Q1	Q2	Q3	Q4	Total	Q1	Q2	Q3	Q4	Total
<b>06 Robbery, Extortion and Hijacking offences</b>	<b>675</b>	<b>602</b>	<b>540</b>	<b>608</b>	<b>2,425</b>	<b>635</b>	<b>648</b>	<b>584</b>	<b>619</b>	<b>2,486</b>
06a Robbery of an establishment or institution	357	295	198	302	1,152	336	304	211	254	1,105
06b Robbery of cash or goods in transit	13	9	14	8	44	8	8	7	8	31
06c Robbery from the person	286	275	301	276	1,138	264	309	342	335	1,250
06d Blackmail or extortion	4	5	4	5	18	1	4	4	2	11
06e Carjacking, hijacking/unlawful seizure of aircraft/vessel	15	18	23	17	73	26	23	20	20	89
<b>07 Burglary and Related offences</b>	<b>6,482</b>	<b>6,057</b>	<b>6,569</b>	<b>7,270</b>	<b>26,378</b>	<b>7,105</b>	<b>5,571</b>	<b>5,841</b>	<b>6,254</b>	<b>24,771</b>
07a Aggravated burglary	65	67	65	78	275	74	63	79	66	282
07b Burglary (not aggravated)	6,362	5,947	6,469	7,129	25,907	6,991	5,457	5,681	6,126	24,255
07c Possession of an article (with intent to burgle, steal, demand)	55	43	35	63	196	40	51	81	62	234
<b>08 Theft and Related Offences</b>	<b>17,139</b>	<b>18,100</b>	<b>19,458</b>	<b>18,391</b>	<b>73,088</b>	<b>19,044</b>	<b>18,530</b>	<b>18,962</b>	<b>17,960</b>	<b>74,496</b>
08a Theft/Taking of vehicle and related offences	3,492	3,563	3,640	3,507	14,202	3,636	3,429	3,202	3,394	13,661
08b Theft from person	1,035	1,134	1,330	1,120	4,619	859	916	973	863	3,611
08c Theft from shop	3,891	4,009	4,166	4,420	16,486	4,500	4,538	4,752	4,670	18,460
08d Other thefts, handling stolen property	8,721	9,394	10,322	9,344	37,781	10,049	9,647	10,035	9,033	38,764
<b>09 Fraud, deception and Related Offences</b>	<b>978</b>	<b>1,014</b>	<b>959</b>	<b>1,067</b>	<b>4,018</b>	<b>986</b>	<b>953</b>	<b>1,119</b>	<b>1,109</b>	<b>4,167</b>
09a Fraud, deception and related offences	978	1,014	959	1,067	4,018	986	953	1,119	1,109	4,167
<b>10 Controlled Drug Offences</b>	<b>2,841</b>	<b>3,205</b>	<b>4,181</b>	<b>3,102</b>	<b>13,329</b>	<b>3,187</b>	<b>3,693</b>	<b>3,595</b>	<b>3,758</b>	<b>14,233</b>
10a Importation of drugs	16	9	5	6	36	12	9	12	10	43
10b Cultivation or manufacture of drugs	8	14	15	13	50	12	23	37	20	92
10c Possession of drugs for sale or supply	701	721	613	630	2,665	682	730	771	842	3,025
10d Possession of drugs for personal use	1,979	2,323	3,395	2,341	10,038	2,340	2,759	2,628	2,736	10,463
10e Other drug offences	137	138	153	112	540	141	172	147	150	610
<b>11 Weapons and Explosives Offences</b>	<b>530</b>	<b>640</b>	<b>730</b>	<b>660</b>	<b>2,560</b>	<b>646</b>	<b>692</b>	<b>816</b>	<b>963</b>	<b>3,117</b>
11a Explosives, chemical weapons offences	7	4	41	53	105	9	4	17	133	163
11b Discharging a firearm	64	75	84	88	311	60	69	82	86	297
11c Possession of a firearm	91	141	118	85	435	103	101	104	116	424
11d Offensive weapons offences (nec)	368	420	487	434	1,709	474	518	612	596	2,200
11e Fireworks offences	0	0	0	0	n/a	0	0	1	32	33
<b>12 Damage to Property and to the Environment</b>	<b>9,492</b>	<b>9,233</b>	<b>9,948</b>	<b>11,064</b>	<b>39,737</b>	<b>10,933</b>	<b>10,681</b>	<b>10,936</b>	<b>11,020</b>	<b>43,570</b>
12a Arson	316	282	407	412	1,417	353	368	476	438	1,635
12b Criminal damage (not arson)	9,149	8,905	9,509	10,629	38,192	10,554	10,278	10,428	10,542	41,802
12c Litter offences	27	46	32	23	128	26	35	32	40	133



**Table 2.2b Recorded Crime, Group 06 to Group 12, Quarterly and Annual, 2007-2008**

	2007					2008	
	Q1	Q2	Q3	Q4	Total	Q1	Q2
<b>06 Robbery, Extortion and Hijacking offences</b>	<b>573</b>	<b>468</b>	<b>566</b>	<b>565</b>	<b>2,172</b>	<b>661</b>	<b>557</b>
06a Robbery of an establishment or institution	242	150	183	238	813	265	197
06b Robbery of cash or goods in transit	7	4	2	7	20	4	4
06c Robbery from the person	303	300	358	296	1,257	364	317
06d Blackmail or extortion	6	6	4	4	20	6	6
06e Carjacking, hijacking/unlawful seizure of aircraft/vessel	15	8	19	20	62	22	33
<b>07 Burglary and Related offences</b>	<b>5,867</b>	<b>5,079</b>	<b>5,783</b>	<b>6,827</b>	<b>23,556</b>	<b>6,732</b>	<b>5,860</b>
07a Aggravated burglary	63	47	74	70	254	84	83
07b Burglary (not aggravated)	5,731	4,965	5,623	6,688	23,007	6,535	5,673
07c Possession of an article (intent to burgle, steal, demand)	73	67	86	69	295	113	104
<b>08 Theft and Related Offences</b>	<b>18,104</b>	<b>18,846</b>	<b>19,431</b>	<b>18,858</b>	<b>75,239</b>	<b>18,791</b>	<b>19,920</b>
08a Theft/Taking of vehicle and related offences	3,449	3,254	3,399	3,433	13,535	3,554	3,555
08b Theft from person	740	694	802	710	2,946	767	1,075
08c Theft from shop	4,506	4,704	4,673	4,993	18,876	4,797	5,091
08d Other thefts, handling stolen property	9,409	10,194	10,557	9,722	39,882	9,673	10,199
<b>09 Fraud, deception and Related Offences</b>	<b>1,561</b>	<b>1,305</b>	<b>1,481</b>	<b>1,501</b>	<b>5,848</b>	<b>1,389</b>	<b>1,323</b>
09a Fraud, deception and related offences	1,561	1,305	1,481	1,501	5,848	1,389	1,323
<b>10 Controlled Drug Offences</b>	<b>3,974</b>	<b>4,871</b>	<b>5,208</b>	<b>4,535</b>	<b>18,588</b>	<b>5,202</b>	<b>5,602</b>
10a Importation of drugs	15	10	13	16	54	20	11
10b Cultivation or manufacture of drugs	25	42	57	37	161	30	41
10c Possession of drugs for sale or supply	897	922	880	917	3,616	1,108	1,064
10d Possession of drugs for personal use	2,857	3,691	4,080	3,402	14,030	3,871	4,321
10e Other drug offences	180	206	178	163	727	173	165
<b>11 Weapons and Explosives Offences</b>	<b>735</b>	<b>828</b>	<b>919</b>	<b>1,111</b>	<b>3,593</b>	<b>925</b>	<b>915</b>
11a Explosives, chemical weapons offences	5	9	6	6	26	6	10
11b Discharging a firearm	89	79	83	74	325	69	47
11c Possession of a firearm	92	111	103	122	428	96	124
11d Offensive weapons offences (nec)	545	628	707	695	2,575	745	727
11e Fireworks offences	4	1	20	214	239	9	7
<b>12 Damage to Property and to the Environment</b>	<b>10,746</b>	<b>10,776</b>	<b>10,606</b>	<b>11,148</b>	<b>43,276</b>	<b>11,730</b>	<b>11,189</b>
12a Arson	397	548	488	572	2,005	603	651
12b Criminal damage (not arson)	10,303	10,169	10,073	10,532	41,077	11,064	10,466
12c Litter offences	46	59	45	44	194	63	72

**Table 2.3a Recorded Crime, Group 13 and Group 15, Quarterly and Annual, 2005-2006**

	2005					2006				
	Q1	Q2	Q3	Q4	Total	Q1	Q2	Q3	Q4	Total
<b>13 Public Order and other Social Code Offences</b>	<b>12,506</b>	<b>13,454</b>	<b>15,057</b>	<b>14,472</b>	<b>55,489</b>	<b>12,519</b>	<b>13,818</b>	<b>15,096</b>	<b>15,215</b>	<b>56,648</b>
13a Disorderly conduct	9,821	9,919	11,261	11,436	42,437	10,301	11,370	12,732	12,811	47,214
13b Trespass offences	399	440	540	463	1,842	491	640	623	602	2,356
13c Liquor licensing offences	2,015	2,790	2,899	1,979	9,683	1,436	1,494	1,381	1,438	5,749
13d Prostitution offences	28	24	14	18	84	37	22	25	24	108
13e Regulated betting/money collection/trading offences	82	64	134	97	377	75	104	135	105	419
13f Other social code offences (nec)	161	217	209	479	1,066	179	188	200	235	802
<b>15 Offences against Government, Justice Procedures and Organisation</b>										
<b>Organisation of Crime</b>	<b>1,809</b>	<b>1,956</b>	<b>1,972</b>	<b>2,055</b>	<b>7,792</b>	<b>2,295</b>	<b>2,408</b>	<b>2,171</b>	<b>2,571</b>	<b>9,445</b>
15a Offences against government and its agents (nec)	36	41	35	38	150	62	47	47	81	237
15b Organisation of crime and conspiracy to commit crime	1	1	0	3	5	9	2	5	2	18
15c Perverting the course of justice	60	53	52	59	224	48	60	85	55	248
15d Offences while in custody, breach of court orders	1,712	1,861	1,885	1,955	7,413	2,176	2,299	2,034	2,433	8,942

**Table 2.3b Recorded Crime, Group 13 and Group 15, Quarterly and Annual, 2007-2008**

	2007					2008	
	Q1	Q2	Q3	Q4	Total	Q1	Q2
<b>13 Public Order and other Social Code Offences</b>	<b>13,807</b>	<b>15,382</b>	<b>15,854</b>	<b>15,660</b>	<b>60,703</b>	<b>15,163</b>	<b>15,211</b>
13a Disorderly conduct	11,420	12,828	13,245	13,663	51,156	13,008	13,044
13b Trespass offences	662	793	802	735	2,992	851	986
13c Liquor licensing offences	1,232	1,434	1,542	993	5,201	1,075	904
13d Prostitution offences	30	35	23	22	110	37	48
13e Regulated betting/money collection/trading offences	121	161	122	134	538	98	153
13f Other social code offences (nec)	342	131	120	113	706	94	76
<b>15 Offences against Government, Justice Procedures and Organisation</b>							
<b>Organisation of Crime</b>	<b>2,923</b>	<b>2,671</b>	<b>2,575</b>	<b>2,620</b>	<b>10,789</b>	<b>2,740</b>	<b>2,581</b>
15a Offences against government and its agents (nec)	109	80	140	80	409	116	105
15b Organisation of crime and conspiracy to commit crime	2	3	4	2	11	2	3
15c Perverting the course of justice	57	39	42	52	190	42	26
15d Offences while in custody, breach of court orders	2,755	2,549	2,389	2,486	10,179	2,580	2,447

## Background Notes

**Introduction** The Recorded Crime, Quarter 2, 2008 release provides provisional figures for the number of offences recorded by An Garda Síochána, based on the Irish Crime Classification System (ICCS) but excluding elements of Group 4 (*Dangerous or Negligent Acts*), and all of Groups 14 (*Road and Traffic Offences (Not Elsewhere Classified)*) and 16 (*Offences Not Elsewhere Classified*). Figures are provided from Quarter 1, 2005 to Quarter 2, 2008. The information supplied in this report refers only to offences known to An Garda Síochána and recorded as such in the Garda PULSE (Police Using Leading Systems Effectively) system. Because of timing issues with respect to the extraction of data, figures may be revised subsequent to this publication.

**Crime recording** Offences reported or which become known to members of An Garda Síochána are recorded when, on the balance of probability, a Garda determines that a criminal offence defined by law has taken place, and there is no credible evidence to the contrary. If it is subsequently determined that a criminal offence did not take place, the criminal offence recorded is invalidated and is not counted in the statistics. If a person makes a report and subsequently withdraws it by stating that the criminal act did not take place, then this too is invalidated unless there is evidence to suggest that, by reasonable probability, the offence has taken place. For criminal offences where victim confirmation is required (e.g. assault, fraud), a criminal offence is recorded only where the victim confirms the offence or where there is evidence to suggest that by reasonable probability it occurred. Another important feature of a recorded offence is that it is based on the date reported to, or that it became known to, the Gardaí. This has major implications for some offence types. Notable amongst these are sexual offences, as it has often been the case that such offences have been reported to An Garda Síochána many years (sometimes decades) after the event(s). Thus a sexual assault, which occurred in 1960, would be included in the statistics for 2006 if it was first reported in that year.

**Crime classification** A criminal offence is classified as a particular offence type at the initial recording of that offence. However, upon investigation, it may later become apparent that an alternative offence type should be used. In this event, the record is amended to reflect this. Re-classification on the basis of court proceedings only occurs in relation to homicide offences. A murder offence is reclassified as manslaughter when a charge of manslaughter commences or when a murder charge results in a conviction for manslaughter. It is also possible, though more rare, that an offence originally classified as manslaughter may be re-classified as murder. Also, a re-classification to a homicide offence occurs when, for example, a serious assault has been recorded and, some time later, the victim dies as a consequence of the assault.

**General counting rules** Crime counting rules are applied to all criminal offences for the purposes of the statistics. The following are the main rules relevant to the quarterly figures:

**Primary Offence Rule:** Where two or more criminal offences are disclosed in a single episode, it is the primary criminal offence that is counted. The primary offence is that offence which the greater penalty may apply. Where offences have similar penalties, offences against the person take precedence over offences against property for the purpose of determining the primary offence.

**One Offence Counts Per Victim:** One offence counts per victim involved with the exceptions of cheque/credit card fraud and burglary. Under certain circumstances, the cheque/credit card exception necessitates that a series of these offences counts as one crime where the originating bank ultimately suffers the loss. The burglary exception dictates that one burglary offence is counted where property belonging to two or more victims is stolen (or damaged) during a single burglary.

**Continuous Series Involving the Same Victim and Same Offender:** A continuous series of offences against the same victim involving the same offender counts as one offence.

## Complete list of offences included in each group title

<b>Homicide Offences</b>	01a Murder	Murder
	01b Manslaughter	Manslaughter
	01c Infanticide	Infanticide
	01d Dangerous driving leading to death	Manslaughter (traffic fatality) Dangerous driving causing death
<b>Sexual Offences</b>	02a Rape of a male or female	Rape of a female Rape Section 4
	02b Defilement of a boy or girl less than 17 years old	Unlawful carnal knowledge / Criminal law (Sexual Offences Act) 2006 Buggery
	02c Sexual offences involving mentally impaired person	Sexual offence involving mentally impaired person
	02d Aggravated sexual assault	Aggravated sexual assault
	02e Sexual assault (not aggravated)	Sexual assault
	02f Other sexual offences	Incest Child pornography offences Child pornography – obstruction of warrant Gross indecency
<b>Attempts/Threats to Murder, Assaults, Harassments and Related Offences</b>	03a Murder-attempt	Murder-attempt
	03b Murder-threat	Murder-threat
	03c Assault causing harm, poisoning	Assault causing harm Poisoning
	03d Other assault	Assault or obstruction of Garda/official, resisting arrest Minor assault
	03e Harassment and related offences	Coercion Harassment, stalking, threats Demanding payment of debt causing alarm Menacing phone calls Incitement to hatred offences
<b>Dangerous or Negligent Acts</b>	04a Dangerous driving causing serious bodily harm	Dangerous driving causing serious bodily harm
	04b Driving/In charge of a vehicle while over legal alcohol limit	Driving / In charge of a vehicle while over legal alcohol limit
	04c Driving/In charge of a vehicle under the influence of drugs	Driving / In charge of a vehicle under the influence of drugs
	04f Endangerment with potential for serious harm/death	Endangerment with potential for serious harm/death
	04g Abandoning a child, child neglect and cruelty	Abandoning a child, child neglect and cruelty
	04h Unseaworthy/dangerous use of boat or ship	Unseaworthy/dangerous use of boat or ship
	04i False alarm/interference with aircraft or air transport facilities	False alarm/interference with aircraft or air transport facilities
04j Endangering traffic offences	Endangering traffic offences	
<b>Kidnapping and Related Offences</b>	05a False Imprisonment	False Imprisonment
	05b Abduction of person under 16 years of age	Abduction of person under 16 years of age

<b>Robbery, Extortion and Hijacking Offences</b>	06a Robbery of an establishment or institution	Robbery of an establishment or institution
	06b Robbery of cash or goods in transit	Robbery of cash or goods in transit
	06c Robbery from the person	Robbery from the person
	06d Blackmail or extortion	Blackmail or extortion
	06e Carjacking, hijacking/unlawful seizure of aircraft/vessel	Carjacking, hijacking/unlawful seizure of aircraft/vessel
<b>Burglary and Related Offences</b>	07a Aggravated burglary	Aggravated Burglary
	07b Burglary (not aggravated)	Burglary (not aggravated)
	07c Possession of an article (with intent to burgle, steal, demand)	Possession of an article (with intent to burgle, steal, demand)
<b>Theft and Related Offences</b>	08a Theft/Taking of vehicle and related offences	Theft/Unauthorised taking of vehicle Interfering with vehicle (with intent to steal item or vehicle)
	08b Theft from person	Theft from person
	08c Theft from shop	Theft from shop
	08d Other thefts, handling stolen property	Theft from vehicle Theft/ Unauthorised taking of a pedal cycle Theft of, or interference with, mail Handling or possession of stolen property Theft of other property
<b>Fraud, Deception and Related Offences</b>	09a Fraud, deception and related offences	Fraud, deception, false pretence offences Forging an instrument to defraud Possession of an article for use in fraud, deception or extortion Falsification of accounts Offences under the Companies Act Offences under the Investment Intermediaries Act Offences under the Stock Exchange Act Money laundering Embezzlement Fraud against the European Union Importation/Sale/Supply of tobacco Counterfeiting notes and coins Bad debts criminal (Debtors Ireland) Corruption (involving public office holder)
	<b>Controlled Drug Offences</b>	10a Importation of drugs
10b Cultivation or manufacture of drugs		Cultivation or manufacture of drugs
10c Possession of drugs for sale or supply		Possession of drugs for sale or supply
10d Possession of drugs for personal use		Possession of drugs for personal use
10e Other drug offences		Forged or altered prescription offences Obstruction under the Drugs Act

<b>Weapons and Explosives Offences</b>	11a Explosives, chemical weapons offences	Causing an explosion Making of explosives Possession of explosives Chemical weapons offences
	11b Discharging a firearm	Discharging a firearm
	11c Possession of a firearm	Possession of a firearm
	11d Offensive weapons offences (nec)	Possession of offensive weapons (not firearms)
	11e Fireworks offences	Fireworks offences (for sale, igniting etc.)
<b>Damage to Property and to the Environment</b>	12a Arson	Arson
	12b Criminal damage (not arson)	Criminal damage (not arson)
	12c Litter offences	Litter offences
<b>Public Order and other Social Code Offences</b>	13a Disorderly conduct	Affray/Riot/Violent disorder Public order offences Drunkenness offences Air rage-disruptive or drunken behaviour on aircraft
	13b Trespass offences	Forcible entry and occupation (not burglary) Trespass on lands or enclosed areas
	13c Liquor licensing offences	Liquor licensing offences Registered clubs offences Special restaurant offences
	13d Prostitution offences	Brothel keeping Organisation of prostitution Prostitution, including soliciting etc.
	13e Regulated betting/money, collection/trading offences	Offences under the Betting Acts Collecting money without permit, unauthorised collection Offences under Gaming and Lotteries Acts Permit/License offences for casual/street trading
	13f Other social code offences (nec)	Allowing a child (under 16 years) to beg Bigamy Bestiality Indecency Begging
<b>Offences against Government, Justice Procedures and Organisation of Crime</b>	15a Offences against government and its agents (nec)	Treason Breaches of Offences Against the State Acts Breaches of Official Secrets Act Impersonating member of An Garda Síochána Electoral offences including personation Public mischief-annoying phone calls, wasting police time Criminal Assets Bureau offences Non compliance with Garda direction
	15b Organisation of crime and conspiracy to commit crime	Criminal organisation offences (organised crime) Conspiracy to commit a crime
	15c Perverting the course of justice	Perjury Interfering with a jury (embracery) Assisting offenders Public mischief, pervert course of justice, conceal offence