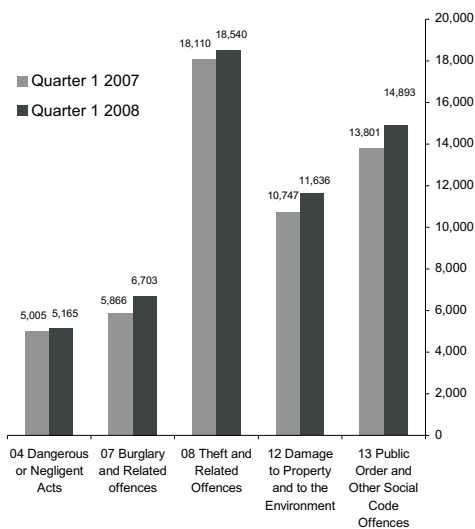




Recorded Crime Quarter 1 2008

Figure 1 Number of recorded incidents for selected groups



Mixed Trends in Recorded Crime

This release is the first to use the new Quarterly Irish Crime Classification System (ICCSq), which replaces the Headline/Non-Headline classification, as used previously for the quarterly crime releases. ICCSq is a subset of the Irish Crime Classification System (ICCS), launched in April 2008 (www.cso.ie/releasespublications/pr_crimejust.htm) and does not include all recorded crimes*.

When comparing Quarter 1 2008 (Q1 2008) with Quarter 1 2007, increases were observed in the number of recorded incidents in certain groups such as Group 13 - *Public Order and other Social Code Offences* and Group 08 *Theft and Related Offences*. See *Figure 1*. Other groups showed a decrease in the number of incidents recorded, such as Group 09 - *Fraud, Deception and Related Offences* and Group 05 - *Kidnapping and Related Offences*.

It is worth noting that *Dangerous driving leading to death* is now included in the *Homicide Offences* group and accounts for the decrease in the overall homicide figure between Q1 2007 and Q1 2008. A more detailed explanation for this can be found in the Group 01 text below. *Figure 2* provides a good indication of the trends in the annualised (i.e. the 12-month running total to the end of a quarter) figures for all incident types within this group.

Group 01 - Homicides

Recorded incidents classified under *Group 01 - Homicide Offences* reduced by almost half in Q1 2008 compared with Q1 2007, from 33 to 17. In the 12-month period ending in Q1 2008, there were 85 incidents of *Murder* and *Manslaughter* compared with 67 incidents in the corresponding period ending in Q1 2007. This is an increase of 26.9%. The apparent decrease in the number of *Dangerous Driving leading to death incidents* in Q1 2008 is due to the fact that all road collision investigations for this period have not yet concluded, which will result in some incidents being reclassified as homicide.

Group 02 - Sexual Offences

The number of incidents in this group decreased by almost a third, from 386 in Q1 2007 to 271 in Q1 2008. The largest absolute change was in *Sexual assault (not aggravated)*, which fell by 28.6% (from 231 to 165) over this period. The annualised totals for *Sexual Offences* have decreased consistently since Q3 2007. See *Figure 3*.

Group 03 - Attempts/Threats to Murder, Assaults, Harassments and Related Offences

The number of incidents of *Murder-Threat* increased from 40 in Q1 2007 to 56 in Q1 2008. The annualised total for these incidents in the period ending in Q1 2008 was 177, an increase of 75 (73.5%) on the corresponding period ending in Q1 2007. *Harassment and related offences* incidents rose from a total of 1,850, in the 12-month period ending in March 2007 to 2,283 (for the corresponding period ending in March 2008), an increase of almost one-quarter.

* Please refer to the Background Notes section for details of crimes which are excluded.

Published by the Central Statistics Office, Ireland.

Ardee Road
Dublin 6
Ireland

Shehard Road
Cork
Ireland

LoCall: 1890 313 414 (ROI)
0870 8760256 (UK/NL)

Tel: +353-1 498 4000
Fax: +353-1 498 4229

Tel: +353-21 453 5000
Fax: +353-21 453 5294

Both offices may be contacted through any of these telephone numbers.

CSO on the Web: www.cso.ie
and go to
People and Society: Crime and Justice

Director General: Gerard O'Hanlon

Enquiries:

Crime Statistics
Crime Statistics Section,
ext 5264, 5716
Email crime@cso.ie

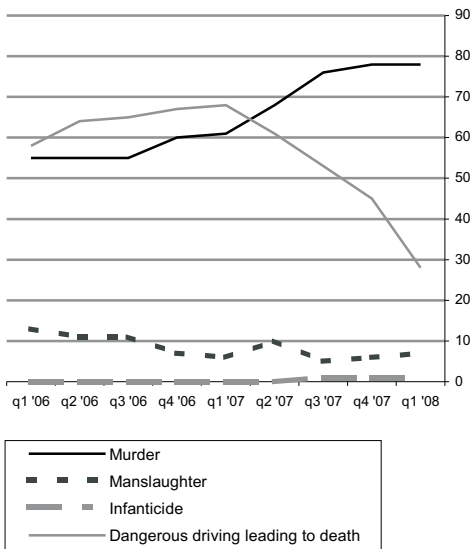
Queries and Sales
Information Section, ext 5021
information@cso.ie

© Central Statistics Office
The contents of this release may be quoted provided the source is given clearly and accurately. Reproduction for own or internal use is permitted.

Group 04 - Dangerous or Negligent Acts

In Q1 2008, there were 5,165 recorded incidents of *Dangerous or Negligent Acts*, an increase of 160 (3.2%) on the same quarter in 2007. The number of recorded incidents of *Driving/In charge of a vehicle under the influence of drugs* more than doubled, from 35 to 84, over this period.

Figure 2 Annualised Homicide Offences



Group 05 - Kidnapping and Related Offences

Comparing figures for Q1 2008 with Q1 2007, *Kidnapping and Related Offences* incidents decreased from 25 to 20. In the 12-month period ending in Q1 2008, there were 104 incidents of *Kidnapping and Related Offences* compared with 82 incidents in the corresponding period ending in Q1 2007.

Group 06 - Robbery, Extortion and Hijacking Offences

The quarterly figure for *Robbery, Extortion and Hijacking Offences* rose by 15.2%, from 572 in Q1 2007 to 659 in Q1 2008. This was mainly due to the 18.8% increase in recorded incidents of *Robbery from the person*, which increased from 303 to 360 over this period.

Group 07 - Burglary and Related Offences

In Q1 2008, there were 6,703 recorded incidents of *Burglary and Related Offences*, an increase of 837 (14.3%) on Q1 2007. The largest absolute increase was in the number of *Burglary (not aggravated)* incidents which rose from 5,730 in Q1 2007 to 6,510 in Q1 2008, a rise of 13.6%.

Group 08 - Theft and Related Offences

There was a slight increase in all incident types within this group between Q1 2007 and Q1 2008. However, the annualised figure for *Theft from person* fell by 499 (14.3%) from 3,493 to 2,994 in the 12-month period prior to the end of Q1 2008.

Group 09 - Fraud, Deception and Related Offences

There were 1,268 recorded incidents of *Fraud, deception and related offences* in Q1 2008. This is a decrease of 290 (18.6%) on the same period in Q1 2007.

Group 10 - Controlled Drug Offences

There was a 28.1% increase in the number of *Controlled Drug Offences*, from 3,973 to 5,091, between Q1 2007 and Q1 2008. Most of this was due to the one-third increase, from 2,856 to 3,811, in *Possession of drugs for personal use* over this period.

Group 11- Weapons and Explosives Offences

Until recently, *Fireworks Offences* were recorded under *Explosives, chemical weapons offences*. This is now changed. There were 896 recorded incidents in Group 11 – *Weapons and Explosives Offences* in Q1 2008, an increase of 161 on Q1 2007. The number of *Explosives, chemical weapons offences* incidents fell from 159 for the twelve-month period ending in Q1 2007 to 26 for the same period ending in Q1 2008. Recorded *Fireworks offences* incidents rose correspondingly from just 37 (12-month period ending in Q1 2007) to 242 (12-month period ending in Q1 2008).

Group 12 – Damage to Property and to the Environment

The largest number of incidents in this group was *Criminal Damage (not arson)*, accounting for over 10,000 recorded incidents in both Q1 2007 and Q1 2008.

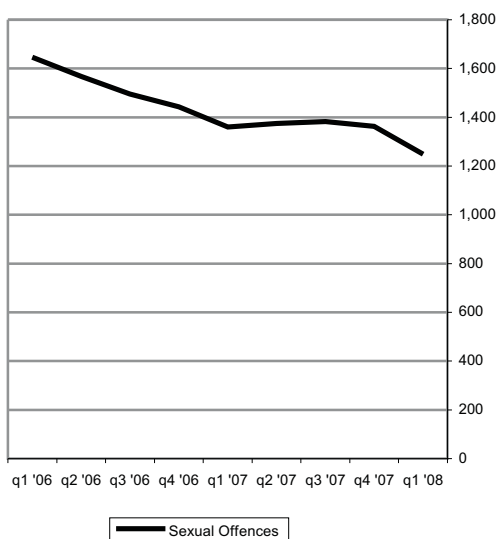
Group 13 – Public Order and other Social Code Offences

Recorded *Public Order and other Social Code Offences* incidents rose from 13,801 in Q1 2007 to 14,893 in Q1 2008, an increase of 7.9%. The vast majority of incidents in this category are *Disorderly conduct*, which rose from 11,418 in Q1 2007 to 12,777 in Q1 2008. This is equivalent to approximately 142 incidents a day.

Group 15 – Offences against Government, Justice Procedures and Organisation of Crime

The number of *Offences while in custody, breach of court orders* incidents recorded in the first quarter of 2008 fell by just over a fifth, when compared with the same period in 2007. These decreased from 2,728 in Q1 2007 to 2,142 in Q1 2008.

Figure 3 Annualised Sexual Offences



Tables

Table 1 Recorded Crime Incidents - quarter 1 (Q1) and annualised total¹ to quarter 1, 2007/2008

	Q1				Annualised Total to Q1			
	2007	2008	Change	% Change	2007	2008	Change	% Change
01 Homicide Offences	33	17	-16	-48.5	135	114	-21	-15.6
01a Murder	13	13	0	0.0	61	78	17	27.9
01b Manslaughter	0	1	1	-	6	7	1	16.7
01c Infanticide	0	0	0	-	0	1	1	-
01d Dangerous driving leading to death	20	3	-17	-85.0	68	28	-40	-58.8
02 Sexual Offences	386	271	-115	-29.8	1,360	1,248	-112	-8.2
02a Rape of a male or female	86	74	-12	-14.0	350	339	-11	-3.1
02b Defilement of a boy or girl less than 17 years old	26	16	-10	-38.5	67	69	2	3.0
02c Sexual offence involving mentally impaired person	6	0	-6	-100.0	17	7	-10	-58.8
02d Aggravated sexual assault	3	0	-3	-100.0	15	15	0	0.0
02e Sexual assault (not aggravated)	231	165	-66	-28.6	837	738	-99	-11.8
02f Other sexual offences	34	16	-18	-52.9	74	80	6	8.1
03 Attempts/Threats to Murder, Assaults, Harassments and Related Offences	4,098	4,284	186	4.5	15,905	17,541	1,636	10.3
03a Murder-attempt	1	0	-1	-100.0	6	3	-3	-50.0
03b Murder-threat	40	56	16	40.0	102	177	75	73.5
03c Assault causing harm, poisoning	925	909	-16	-1.7	3,945	3,879	-66	-1.7
03d Other assault	2,508	2,684	176	7.0	10,002	11,199	1,197	12.0
03e Harassment and related offences	624	635	11	1.8	1,850	2,283	433	23.4
04 Dangerous or Negligent Acts	5,005	5,165	160	3.2	20,401	21,165	764	3.7
04a Dangerous driving causing serious bodily harm	6	3	-3	-50.0	20	22	2	10.0
04b Driving/In charge of a vehicle while over legal alcohol limit	4,808	4,864	56	1.2	19,690	19,919	229	1.2
04c Driving/In charge of a vehicle under the influence of drugs	35	84	49	140.0	120	275	155	129.2
04f Endangerment with potential for serious harm/death	11	15	4	36.4	65	70	5	7.7
04g Abandoning a child, child neglect and cruelty	95	112	17	17.9	324	598	274	84.6
04h Unseaworthy/dangerous use of boat or ship	n/a	1	-	-	n/a	2	-	-
04i False alarm/interference with aircraft or air transport facilities	3	8	5	166.7	15	26	11	73.3
04j Endangering traffic offences	47	78	31	66.0	167	253	86	51.5
05 Kidnapping and Related Offences	25	20	-5	-20.0	82	104	22	26.8
05a False Imprisonment	18	9	-9	-50.0	56	66	10	17.9
05b Abduction of person under 16 years of age	7	11	4	57.1	26	38	12	46.2
06 Robbery, Extortion and Hijacking Offences	572	659	87	15.2	2,423	2,255	-168	-6.9
06a Robbery of an establishment or institution	241	268	27	11.2	1,010	839	-171	-16.9
06b Robbery of cash or goods in transit	7	4	-3	-42.9	30	17	-13	-43.3
06c Robbery from the person	303	360	57	18.8	1,289	1,311	22	1.7
06d Blackmail or extortion	6	5	-1	-16.7	16	19	3	18.8
06e Carjacking, hijacking/unlawful seizure of aircraft/vessel	15	22	7	46.7	78	69	-9	-11.5

¹ The annualised figure for a given quarter is the total number of crimes recorded in the 12 months prior to end of that quarter.

Table 1 Recorded Crime Incidents - quarter 1 (Q1) and annualised total¹ to quarter 1, 2007/2008

	Q1				Annualised Total to Q1			
	2007	2008	Change	% Change	2007	2008	Change	% Change
07 Burglary and Related offences	5,866	6,703	837	14.3	23,532	24,380	848	3.6
07a Aggravated burglary	63	83	20	31.7	271	272	1	0.4
07b Burglary (not aggravated)	5,730	6,510	780	13.6	22,994	23,776	782	3.4
07c Possession of an article (with intent to burgle, steal, demand)	73	110	37	50.7	267	332	65	24.3
08 Theft and Related Offences	18,110	18,540	430	2.4	73,562	75,721	2,159	2.9
08a Theft/Taking of vehicle and related offences	3,449	3,528	79	2.3	13,474	13,606	132	1.0
08b Theft from person	741	786	45	6.1	3,493	2,994	-499	-14.3
08c Theft from shop	4,506	4,736	230	5.1	18,466	19,117	651	3.5
08d Other thefts, handling stolen property	9,414	9,490	76	0.8	38,129	40,004	1,875	4.9
09 Fraud, Deception and Related Offences	1,558	1,268	-290	-18.6	4,739	5,548	809	17.1
09a Fraud, deception and related offences	1,558	1,268	-290	-18.6	4,739	5,548	809	17.1
10 Controlled Drug Offences	3,973	5,091	1,118	28.1	15,019	19,687	4,668	31.1
10a Importation of drugs	15	20	5	33.3	46	59	13	28.3
10b Cultivation or manufacture of drugs	25	29	4	16.0	105	164	59	56.2
10c Possession of drugs for sale or supply	898	1,061	163	18.2	3,241	3,795	554	17.1
10d Possession of drugs for personal use	2,856	3,811	955	33.4	10,979	14,954	3,975	36.2
10e Other drug offences	179	170	-9	-5.0	648	715	67	10.3
11 Weapons and Explosives Offences	735	896	161	21.9	3,206	3,746	540	16.8
11a Explosives, chemical weapons offences	5	5	0	0.0	159	26	-133	-83.6
11b Discharging a firearm	89	68	-21	-23.6	326	306	-20	-6.1
11c Possession of a firearm	92	93	1	1.1	413	429	16	3.9
11d Offensive weapons offences (nec)	545	722	177	32.5	2,271	2,743	472	20.8
11e Fireworks offences	4	8	4	100.0	37	242	205	554.1
12 Damage to Property and to the Environment	10,747	11,636	889	8.3	43,384	44,135	751	1.7
12a Arson	399	611	212	53.1	1,681	2,216	535	31.8
12b Criminal damage (not arson)	10,302	10,969	667	6.5	41,550	41,719	169	0.4
12c Litter offences	46	56	10	21.7	153	200	47	30.7
13 Public Order and other Social Code Offences	13,801	14,893	1,092	7.9	57,930	61,831	3,901	6.7
13a Disorderly conduct	11,418	12,777	1,359	11.9	48,331	52,542	4,211	8.7
13b Trespass offences	662	838	176	26.6	2,527	3,160	633	25.0
13c Liquor licensing offences	1,228	1,049	-179	-14.6	5,541	5,037	-504	-9.1
13d Prostitution offences	30	37	7	23.3	101	117	16	15.8
13e Regulated betting/money, collection/trading offences	122	97	-25	-20.5	466	513	47	10.1
13f Other social code offences (nec)	341	95	-246	-72.1	964	462	-502	-52.1
15 Offences against Government, Justice Procedures and Organisation of Crime	2,896	2,277	-619	-21.4	10,046	9,719	-327	-3.3
15a Offences against government and its agents (nec)	109	93	-16	-14.7	284	295	11	3.9
15b Organisation of crime and conspiracy to commit crime	2	3	1	50.0	11	12	1	9.1
15c Perverting the course of justice	57	39	-18	-31.6	257	169	-88	-34.2
15d Offences while in custody, breach of court orders	2,728	2,142	-586	-21.5	9,494	9,243	-251	-2.6

¹ The annualised figure for a given quarter is the total number of crimes recorded in the 12 months prior to end of that quarter.

Table 2.1a Recorded Crime Incidents, Group 01 to Group 05, Quarterly and Annual, 2004-2005

	2004					2005				
	Q1	Q2	Q3	Q4	Total	Q1	Q2	Q3	Q4	Total
01 Homicide Offences	28	27	20	22	97	32	36	33	25	126
01a Murder	7	9	9	6	31	9	15	14	14	52
01b Manslaughter	4	2	3	5	14	1	3	5	4	13
01c Infanticide	0	0	0	0	0	0	0	0	0	0
01d Dangerous driving leading to death	17	16	8	11	52	22	18	14	7	61
02 Sexual Offences	706	377	378	295	1,756	626	397	420	361	1,804
02a Rape of a male or female	128	97	104	81	410	114	116	117	99	446
02b Defilement of a boy or girl less than 17 years old	44	33	42	20	139	46	24	38	17	125
02c Sexual offence involving mentally impaired person	5	6	2	0	13	2	3	6	2	13
02d Aggravated sexual assault	5	5	3	1	14	0	3	3	1	7
02e Sexual assault (not aggravated)	488	205	223	184	1,100	452	228	246	233	1,159
02f Other sexual offences	36	31	4	9	80	12	23	10	9	54
03 Attempts/Threats to Murder, Assaults, Harassments and Related Offences	3,473	3,280	3,330	3,198	13,281	3,320	3,302	3,639	3,437	13,698
03a Murder-attempt	0	0	1	0	1	1	1	3	2	7
03b Murder-threat	10	11	16	11	48	11	21	37	25	94
03c Assault causing harm, poisoning	1,077	930	987	901	3,895	1,041	885	932	854	3,712
03d Other assault	2,089	2,083	2,122	2,068	8,362	1,965	2,131	2,378	2,296	8,770
03e Harassment and related offences	297	256	204	218	975	302	264	289	260	1,115
04 Dangerous or Negligent Acts	2,808	2,998	3,195	3,686	12,687	3,255	3,623	3,640	4,205	14,723
04a Dangerous driving causing serious bodily harm	13	6	3	7	29	6	5	3	8	22
04b Driving/In charge of a vehicle while over legal alcohol limit	2,677	2,853	3,060	3,579	12,169	3,118	3,453	3,453	4,052	14,076
04c Driving/In charge of a vehicle under the influence of drugs	16	24	21	16	77	23	29	27	28	107
04f Endangerment with potential for serious harm/death	21	22	23	9	75	21	13	24	23	81
04g Abandoning a child, child neglect and cruelty	43	55	57	40	195	46	85	85	52	268
04h Unseaworthy/dangerous use of boat or ship	n/a	n/a	n/a	n/a	n/a	n/a	n/a	n/a	n/a	n/a
04i False alarm/interference with aircraft or air transport facilities	5	5	6	3	19	8	4	5	1	18
04j Endangering traffic offences	33	33	25	32	123	33	34	43	41	151
05 Kidnapping and Related Offences	24	16	23	12	75	19	19	13	22	73
05a False Imprisonment	14	7	16	8	45	16	11	7	16	50
05b Abduction of person under 16 years of age	10	9	7	4	30	3	8	6	6	23

Table 2.1b Recorded Crime Incidents, Group 01 to Group 05, Quarterly and Annual, 2006-2008

	2006					2007					2008
	Q1	Q2	Q3	Q4	Total	Q1	Q2	Q3	Q4	Total	Q1
01 Homicide Offences	32	40	34	28	134	33	44	30	23	130	17
01a Murder	12	15	14	19	60	13	22	22	21	78	13
01b Manslaughter	1	1	5	0	7	0	5	0	1	6	1
01c Infanticide	0	0	0	0	0	0	0	1	0	1	0
01d Dangerous driving leading to death	19	24	15	9	67	20	17	7	1	45	3
02 Sexual Offences	469	317	349	308	1,443	386	331	357	289	1,363	271
02a Rape of a male or female	114	91	101	72	378	86	92	93	80	351	74
02b Defilement of a boy or girl less than 17 years old	37	15	13	13	78	26	15	25	13	79	16
02c Sexual offence involving mentally impaired person	4	6	3	2	15	6	2	2	3	13	0
02d Aggravated sexual assault	4	0	5	7	16	3	7	6	2	18	0
02e Sexual assault (not aggravated)	293	191	210	205	899	231	200	201	172	804	165
02f Other sexual offences	17	14	17	9	57	34	15	30	19	98	16
03 Attempts/Threats to Murder, Assaults, Harassments and Related Offences	3,601	3,461	4,095	4,251	15,408	4,098	4,327	4,428	4,502	17,355	4,284
03a Murder-attempt	3	2	1	2	8	1	0	1	2	4	0
03b Murder-threat	33	17	18	27	95	40	32	48	41	161	56
03c Assault causing harm, poisoning	993	926	1,042	1,052	4,013	925	999	982	989	3,895	909
03d Other assault	2,213	2,210	2,632	2,652	9,707	2,508	2,733	2,878	2,904	11,023	2,684
03e Harassment and related offences	359	306	402	518	1,585	624	563	519	566	2,272	635
04 Dangerous or Negligent Acts	3,880	4,617	5,188	5,591	19,276	5,005	5,309	5,388	5,303	21,005	5,165
04a Dangerous driving causing serious bodily harm	6	8	3	3	20	6	9	7	3	25	3
04b Driving/In charge of a vehicle while over legal alcohol limit	3,724	4,427	5,031	5,424	18,606	4,808	4,985	5,079	4,991	19,863	4,864
04c Driving/In charge of a vehicle under the influence of drugs	28	27	26	32	113	35	58	48	85	226	84
04f Endangerment with potential for serious harm/death	16	23	18	13	70	11	27	15	13	66	15
04g Abandoning a child, child neglect and cruelty	74	86	64	79	303	95	170	186	130	581	112
04h Unseaworthy/dangerous use of boat or ship	n/a	n/a	n/a	n/a	n/a	n/a	n/a	1	0	1	1
04i False alarm/interference with aircraft or air transport facilities	4	6	4	2	16	3	1	5	12	21	8
04j Endangering traffic offences	28	40	42	38	148	47	59	47	69	222	78
05 Kidnapping and Related Offences	23	20	18	19	80	25	26	26	32	109	20
05a False Imprisonment	17	14	13	11	55	18	17	18	22	75	9
05b Abduction of person under 16 years of age	6	6	5	8	25	7	9	8	10	34	11

Table 2.2a Recorded Crime Incidents, Group 06 to Group 12, Quarterly and Annual, 2004-2005

	2004					2005				
	Q1	Q2	Q3	Q4	Total	Q1	Q2	Q3	Q4	Total
06 Robbery, Extortion and Hijacking offences	774	683	606	652	2,715	675	602	540	608	2,425
06a Robbery of an establishment or institution	282	232	242	320	1,076	357	295	198	302	1,152
06b Robbery of cash or goods in transit	22	15	9	15	61	13	9	14	8	44
06c Robbery from the person	442	416	326	294	1,478	286	275	301	276	1,138
06d Blackmail or extortion	6	2	1	6	15	4	5	4	5	18
06e Carjacking, hijacking/unlawful seizure of aircraft/vessel	22	18	28	17	85	15	18	23	17	73
07 Burglary and Related offences	7,017	5,605	6,079	6,213	24,914	6,482	6,057	6,569	7,270	26,378
07a Aggravated burglary	80	68	64	70	282	65	67	65	78	275
07b Burglary (not aggravated)	6,877	5,485	5,971	6,098	24,431	6,362	5,947	6,469	7,129	25,907
07c Possession of an article (with intent to burgle, steal, demand)	60	52	44	45	201	55	43	35	63	196
08 Theft and Related Offences	18,612	18,022	18,532	17,039	72,205	17,139	18,100	19,458	18,391	73,088
08a Theft/Taking of vehicle and related offences	3,884	3,643	3,594	3,250	14,371	3,492	3,563	3,640	3,507	14,202
08b Theft from person	1,557	1,463	1,399	1,293	5,712	1,035	1,134	1,330	1,120	4,619
08c Theft from shop	3,865	3,475	3,570	3,982	14,892	3,891	4,009	4,166	4,420	16,486
08d Other thefts, handling stolen property	9,306	9,441	9,969	8,514	37,230	8,721	9,394	10,322	9,344	37,781
09 Fraud, deception and Related Offences	1,133	877	804	854	3,668	978	1,014	959	1,067	4,018
09a Fraud, deception and related offences	1,133	877	804	854	3,668	978	1,014	959	1,067	4,018
10 Controlled Drug Offences	2,225	2,524	2,902	2,217	9,868	2,841	3,205	4,181	3,102	13,329
10a Importation of drugs	7	16	5	8	36	16	9	5	6	36
10b Cultivation or manufacture of drugs	4	13	16	5	38	8	14	15	13	50
10c Possession of drugs for sale or supply	514	545	581	559	2,199	701	721	613	630	2,665
10d Possession of drugs for personal use	1,568	1,846	2,181	1,540	7,135	1,979	2,323	3,395	2,341	10,038
10e Other drug offences	132	104	119	105	460	137	138	153	112	540
11 Weapons and Explosives Offences	584	532	496	542	2,154	530	640	730	660	2,560
11a Explosives, chemical weapons offences	2	4	5	54	65	7	4	41	53	105
11b Discharging a firearm	83	78	60	70	291	64	75	84	88	311
11c Possession of a firearm	120	96	94	64	374	91	141	118	85	435
11d Offensive weapons offences (nec)	379	354	337	354	1,424	368	420	487	434	1,709
11e Fireworks offences	n/a	n/a	n/a	n/a	n/a	n/a	n/a	n/a	n/a	n/a
12 Damage to Property and to the Environment	9,758	8,865	9,345	9,079	37,047	9,492	9,233	9,948	11,064	39,737
12a Arson	360	413	362	371	1,506	316	282	407	412	1,417
12b Criminal damage (not arson)	9,360	8,425	8,963	8,687	35,435	9,149	8,905	9,509	10,629	38,192
12c Litter offences	38	27	20	21	106	27	46	32	23	128

Table 2.2b Recorded Crime Incidents, Group 06 to Group 12, Quarterly and Annual, 2006-2008

	2006					2007					2008
	Q1	Q2	Q3	Q4	Total	Q1	Q2	Q3	Q4	Total	Q1
06 Robbery, Extortion and Hijacking offences	635	648	584	619	2,486	572	469	564	563	2,168	659
06a Robbery of an establishment or institution	336	304	211	254	1,105	241	150	183	238	812	268
06b Robbery of cash or goods in transit	8	8	7	8	31	7	4	2	7	20	4
06c Robbery from the person	264	309	342	335	1,250	303	301	356	294	1,254	360
06d Blackmail or extortion	1	4	4	2	11	6	6	4	4	20	5
06e Carjacking, hijacking/unlawful seizure of aircraft/vessel	26	23	20	20	89	15	8	19	20	62	22
07 Burglary and Related offences	7,105	5,571	5,841	6,254	24,771	5,866	5,084	5,774	6,819	23,543	6,703
07a Aggravated burglary	74	63	79	66	282	63	47	74	68	252	83
07b Burglary (not aggravated)	6,991	5,457	5,681	6,126	24,255	5,730	4,970	5,614	6,682	22,996	6,510
07c Possession of an article (intent to burgle, steal, demand)	40	51	81	62	234	73	67	86	69	295	110
08 Theft and Related Offences	19,044	18,530	18,962	17,960	74,496	18,110	18,844	19,460	18,877	75,291	18,540
08a Theft/Taking of vehicle and related offences	3,636	3,429	3,202	3,394	13,661	3,449	3,254	3,398	3,426	13,527	3,528
08b Theft from person	859	916	973	863	3,611	741	694	804	710	2,949	786
08c Theft from shop	4,500	4,538	4,752	4,670	18,460	4,506	4,706	4,676	4,999	18,887	4,736
08d Other thefts, handling stolen property	10,049	9,647	10,035	9,033	38,764	9,414	10,190	10,582	9,742	39,928	9,490
09 Fraud, deception and Related Offences	986	953	1,119	1,109	4,167	1,558	1,303	1,481	1,496	5,838	1,268
09a Fraud, deception and related offences	986	953	1,119	1,109	4,167	1,558	1,303	1,481	1,496	5,838	1,268
10 Controlled Drug Offences	3,187	3,693	3,595	3,758	14,233	3,973	4,871	5,212	4,513	18,569	5,091
10a Importation of drugs	12	9	12	10	43	15	10	13	16	54	20
10b Cultivation or manufacture of drugs	12	23	37	20	92	25	42	57	36	160	29
10c Possession of drugs for sale or supply	682	730	771	842	3,025	898	926	887	921	3,632	1,061
10d Possession of drugs for personal use	2,340	2,759	2,628	2,736	10,463	2,856	3,687	4,077	3,379	13,999	3,811
10e Other drug offences	141	172	147	150	610	179	206	178	161	724	170
11 Weapons and Explosives Offences	646	692	816	963	3,117	735	825	921	1,104	3,585	896
11a Explosives, chemical weapons offences	9	4	17	133	163	5	9	6	6	26	5
11b Discharging a firearm	60	69	82	86	297	89	79	85	74	327	68
11c Possession of a firearm	103	101	104	116	424	92	110	105	121	428	93
11d Offensive weapons offences (nec)	474	518	612	596	2,200	545	626	705	690	2,566	722
11e Fireworks offences	n/a	n/a	1	32	33	4	1	20	213	238	8
12 Damage to Property and to the Environment	10,933	10,681	10,936	11,020	43,570	10,747	10,771	10,602	11,126	43,246	11,636
12a Arson	353	368	476	438	1,635	399	547	488	570	2,004	611
12b Criminal damage (not arson)	10,554	10,278	10,428	10,542	41,802	10,302	10,165	10,071	10,514	41,052	10,969
12c Litter offences	26	35	32	40	133	46	59	43	42	190	56

Table 2.3a Recorded Crime Incidents, Group 13 and Group 15, Quarterly and Annual, 2004-2005

	2004					2005				
	Q1	Q2	Q3	Q4	Total	Q1	Q2	Q3	Q4	Total
13 Public Order and other Social Code Offences	10,615	11,134	11,691	14,353	47,793	12,506	13,454	15,057	14,472	55,489
13a Disorderly conduct	8,754	9,056	9,445	10,979	38,234	9,821	9,919	11,261	11,436	42,437
13b Trespass offences	320	464	388	393	1,565	399	440	540	463	1,842
13c Liquor licensing offences	1,248	1,312	1,549	2,578	6,687	2,015	2,790	2,899	1,979	9,683
13d Prostitution offences	59	73	61	26	219	28	24	14	18	84
13e Regulated betting/money collection/trading offences	37	65	76	139	317	82	64	134	97	377
13f Other social code offences (nec)	197	164	172	238	771	161	217	209	479	1,066
15 Offences against Government, Justice Procedures and Organisation										
Organisation of Crime	1,780	1,533	1,548	1,593	6,454	1,809	1,956	1,972	2,055	7,792
15a Offences against government and its agents (nec)	50	28	35	53	166	36	41	35	38	150
15b Organisation of crime and conspiracy to commit crime	7	4	3	2	16	1	1	0	3	5
15c Perverting the course of justice	56	76	79	48	259	60	53	52	59	224
15d Offences while in custody, breach of court orders	1,667	1,425	1,431	1,490	6,013	1,712	1,861	1,885	1,955	7,413

10

Table 2.3b Recorded Crime Incidents, Group 13 and Group 15, Quarterly and Annual, 2006-2008

	2006					2007					2008
	Q1	Q2	Q3	Q4	Total	Q1	Q2	Q3	Q4	Total	Q1
13 Public Order and other Social Code Offences	12,519	13,818	15,096	15,215	56,648	13,801	15,429	15,919	15,590	60,739	14,893
13a Disorderly conduct	10,301	11,370	12,732	12,811	47,214	11,418	12,856	13,301	13,608	51,183	12,777
13b Trespass offences	491	640	623	602	2,356	662	793	800	729	2,984	838
13c Liquor licensing offences	1,436	1,494	1,381	1,438	5,749	1,228	1,453	1,553	982	5,216	1,049
13d Prostitution offences	37	22	25	24	108	30	35	23	22	110	37
13e Regulated betting/money collection/trading offences	75	104	135	105	419	122	161	121	134	538	97
13f Other social code offences (nec)	179	188	200	235	802	341	131	121	115	708	95
15 Offences against Government, Justice Procedures and Organisation											
Organisation of Crime	2,295	2,408	2,171	2,571	9,445	2,896	2,588	2,390	2,464	10,338	2,277
15a Offences against government and its agents (nec)	62	47	47	81	237	109	74	64	64	311	93
15b Organisation of crime and conspiracy to commit crime	9	2	5	2	18	2	3	4	2	11	3
15c Perverting the course of justice	48	60	85	55	248	57	38	42	50	187	39
15d Offences while in custody, breach of court orders	2,176	2,299	2,034	2,433	8,942	2,728	2,473	2,280	2,348	9,829	2,142

Background Notes

Introduction This release, Recorded Crime, Quarter 1 2008 replaces the quarterly Headline Crime Statistics release of the Central Statistics Office. This publication also marks the first time that the new Irish Crime Classification System - Quarterly (ICCSq) has been used. The ICCSq is a condensed version of the Irish Crime Classification System with elements of Group 4 (*Dangerous or Negligent Acts*), and all of Groups 14 (*Road and Traffic Offences (Not Elsewhere Classified)*) and 16 (*Offences Not Elsewhere Classified*) removed. Figures are provided from Quarter 1 2004 to Quarter 1 2008. The data used for this release originate in the Garda PULSE (Police Using Leading Systems Effectively) system. The information supplied in this report refers only to crime incidents known to An Garda Síochána and recorded as such. All data recorded on PULSE have the potential to be revised, and this report is based on data issued on a specific date.

Crime recording Incidents reported or which become known to members of An Garda Síochána are recorded when, on the balance of probability, a Garda determines that a criminal offence defined by law has taken place, and there is no credible evidence to the contrary. If it is subsequently determined that a criminal offence did not take place, the criminal offence recorded is invalidated and is not counted in the statistics. If a person makes a report and subsequently withdraws it by stating that the criminal act did not take place, then this too is invalidated unless there is evidence to suggest that, by reasonable probability, the offence has taken place. For criminal offences where victim confirmation is required (e.g. assault, fraud), a criminal offence is recorded only where the victim confirms the offence or where there is evidence to suggest that by reasonable probability it occurred. Another important feature of a recorded offence is that it is based on the date reported to, or that it became known to, the Gardaí. This has major implications for some offence types. Notable amongst these are sexual offences, as it has often been the case that such incidents have been reported to An Garda Síochána many years (sometimes decades) after the event(s). Thus a sexual assault, which occurred in 1960, would be included in the statistics for 2006 if it was first reported in that year.

Crime classification A criminal offence is classified as a particular offence type at the initial recording of that offence. However, upon investigation, it may later become apparent that an alternative offence type should be used. In this event, the record is amended to reflect this. Re-classification on the basis of court proceedings only occurs in relation to homicide offences. A murder offence is reclassified as manslaughter when a charge of manslaughter commences or when a murder charge results in a conviction for manslaughter. It is also possible, though more rare, that an incident originally classified as manslaughter may be re-classified as murder. Also, a re-classification to a homicide offence occurs when, for example, a serious assault has been recorded and, some time later, the victim dies as a consequence of the assault.

General counting rules Crime counting rules are applied to all criminal offences for the purposes of the statistics. The following are the main rules relevant to the quarterly figures:

Primary Offence Rule: Where two or more criminal offences are disclosed in a single episode, it is the primary criminal offence that is counted. The primary offence is that offence which the greater penalty may apply. Where offences have similar penalties, offences against the person take precedence over offences against property for the purpose of determining the primary offence.

One Offence Counts Per Victim: One offence counts per victim involved with the exceptions of cheque/credit card fraud and burglary. Under certain circumstances, the cheque/credit card exception necessitates that a series of these offences counts as one crime where the originating bank ultimately suffers the loss. The burglary exception dictates that one burglary offence is counted where property belonging to two or more victims is stolen (or damaged) during a single burglary.

Continuous Series Involving the Same Victim and Same Offender: A continuous series of offences against the same victim involving the same offender counts as one offence.

Complete list of offences included in each group title

Homicide Offences	01a Murder	Murder
	01b Manslaughter	Manslaughter
	01c Infanticide	Infanticide
	01d Dangerous driving leading to death	Manslaughter (traffic fatality) Dangerous driving causing death
Sexual Offences	02a Rape of a male or female	Rape of a female Rape Section 4
	02b Defilement of a boy or girl less than 17 years old	Unlawful carnal knowledge / Criminal law (Sexual Offences Act) 2006 Buggery
	02c Sexual offences involving mentally impaired person	Sexual offence involving mentally impaired person
	02d Aggravated sexual assault	Aggravated sexual assault
	02e Sexual assault (not aggravated)	Sexual assault
	02f Other sexual offences	Incest Child pornography offences Child pornography – obstruction of warrant Gross indecency
Attempts/Threats to Murder, Assaults, Harassments and Related Offences	03a Murder-attempt	Murder-attempt
	03b Murder-threat	Murder-threat
	03c Assault causing harm, poisoning	Assault causing harm Poisoning
	03d Other assault	Assault or obstruction of Garda/official, resisting arrest Minor assault
	03e Harassment and related offences	Coercion Harassment, stalking, threats Demanding payment of debt causing alarm Menacing phone calls Incitement to hatred offences
Dangerous or Negligent Acts	04a Dangerous driving causing serious bodily harm	Dangerous driving causing serious bodily harm
	04b Driving/In charge of a vehicle while over legal alcohol limit	Driving / In charge of a vehicle while over legal alcohol limit
	04c Driving/In charge of a vehicle under the influence of drugs	Driving / In charge of a vehicle under the influence of drugs
	04f Endangerment with potential for serious harm/death	Endangerment with potential for serious harm/death
	04g Abandoning a child, child neglect and cruelty	Abandoning a child, child neglect and cruelty
	04h Unseaworthy/dangerous use of boat or ship	Unseaworthy/dangerous use of boat or ship
	04i False alarm/interference with aircraft or air transport facilities	False alarm/interference with aircraft or air transport facilities
04j Endangering traffic offences	Endangering traffic offences	
Kidnapping and Related Offences	05a False Imprisonment	False Imprisonment
	05b Abduction of person under 16 years of age	Abduction of person under 16 years of age

Robbery, Extortion and Hijacking Offences	06a Robbery of an establishment or institution	Robbery of an establishment or institution
	06b Robbery of cash or goods in transit	Robbery of cash or goods in transit
	06c Robbery from the person	Robbery from the person
	06d Blackmail or extortion	Blackmail or extortion
	06e Carjacking, hijacking/unlawful seizure of aircraft/vessel	Carjacking, hijacking/unlawful seizure of aircraft/vessel
Burglary and Related Offences	07a Aggravated burglary	Aggravated Burglary
	07b Burglary (not aggravated)	Burglary (not aggravated)
	07c Possession of an article (with intent to burgle, steal, demand)	Possession of an article (with intent to burgle, steal, demand)
Theft and Related Offences	08a Theft/Taking of vehicle and related offences	Theft/Unauthorised taking of vehicle Interfering with vehicle (with intent to steal item or vehicle)
	08b Theft from person	Theft from person
	08c Theft from shop	Theft from shop
	08d Other thefts, handling stolen property	Theft from vehicle Theft/ Unauthorised taking of a pedal cycle Theft of, or interference with, mail Handling or possession of stolen property Theft of other property
Fraud, Deception and Related Offences	09a Fraud, deception and related offences	Fraud, deception, false pretence offences Forging an instrument to defraud Possession of an article for use in fraud, deception or extortion Falsification of accounts Offences under the Companies Act Offences under the Investment Intermediaries Act Offences under the Stock Exchange Act Money laundering Embezzlement Fraud against the European Union Importation/Sale/Supply of tobacco Counterfeiting notes and coins Bad debts criminal (Debtors Ireland) Corruption (involving public office holder)
	Controlled Drug Offences	10a Importation of drugs
10b Cultivation or manufacture of drugs		Cultivation or manufacture of drugs
10c Possession of drugs for sale or supply		Possession of drugs for sale or supply
10d Possession of drugs for personal use		Possession of drugs for personal use
10e Other drug offences		Forged or altered prescription offences Obstruction under the Drugs Act

Weapons and Explosives Offences	11a Explosives, chemical weapons offences	Causing an explosion Making of explosives Possession of explosives Chemical weapons offences
	11b Discharging a firearm	Discharging a firearm
	11c Possession of a firearm	Possession of a firearm
	11d Offensive weapons offences (nec)	Possession of offensive weapons (not firearms)
	11e Fireworks offences	Fireworks offences (for sale, igniting etc.)
Damage to Property and to the Environment	12a Arson	Arson
	12b Criminal damage (not arson)	Criminal damage (not arson)
	12c Litter offences	Litter offences
Public Order and other Social Code Offences	13a Disorderly conduct	Affray/Riot/Violent disorder Public order offences Drunkenness offences Air rage-disruptive or drunken behaviour on aircraft
	13b Trespass offences	Forcible entry and occupation (not burglary) Trespass on lands or enclosed areas
	13c Liquor licensing offences	Liquor licensing offences Registered clubs offences Special restaurant offences
	13d Prostitution offences	Brothel keeping Organisation of prostitution Prostitution, including soliciting etc.
	13e Regulated betting/money, collection/trading offences	Offences under the Betting Acts Collecting money without permit, unauthorised collection Offences under Gaming and Lotteries Acts Permit/License offences for casual/street trading
	13f Other social code offences (nec)	Allowing a child (under 16 years) to beg Bigamy Bestiality Indecency Begging
Offences against Government, Justice Procedures and Organisation of Crime	15a Offences against government and its agents (nec)	Treason Breaches of Offences Against the State Acts Breaches of Official Secrets Act Impersonating member of An Garda Síochána Electoral offences including personation Public mischief-annoying phone calls, wasting police time Criminal Assets Bureau offences Non compliance with Garda direction
	15b Organisation of crime and conspiracy to commit crime	Criminal organisation offences (organised crime) Conspiracy to commit a crime
	15c Perverting the course of justice	Perjury Interfering with a jury (embracery) Assisting offenders Public mischief, pervert course of justice, conceal offence