



**Central Statistics Office**  
An Phríomh-Oifig Staidrimh

# **Garda Recorded Crime Statistics**

**2003 - 2006**

Published by the Stationery Office, Dublin, Ireland.

To be purchased from the:

Central Statistics Office, Information Section, Skehard Road, Cork,

Government Publications Sales Office, Sun Alliance House,  
Molesworth Street, Dublin 2,

or through any bookseller.

Prn A8/0467

Price €20.00

April 2008

© Government of Ireland 2008

Material compiled and presented by  
Central Statistics Office.

Reproduction is authorised, except for commercial  
purposes, provided the source is acknowledged.

ISBN 0-7557-7220-2

ISSN 2009-0676

# *Contents*

		<b>Page</b>
<b>Section A</b>	<b>Introduction, Recorded Offences, Detections and Proceedings</b>	<b>15</b>
A1	Introduction	
A2	Revisions to Recorded Crime Data, Recording Data on PULSE	
A3	Counting Rules	
A4	Concepts of Detection, Proceedings and Court Outcomes	
A5	Proceedings	
A6	Other Data Quality Issues	
<b>Section B</b>	<b>Structural Characteristics of Crime and Criminal Justice Data</b>	<b>20</b>
B1	Breadth and Depth of Coverage	
B2	Time-dependence of Information	
<b>Section C</b>	<b>Some Selected Features of 2003-2006 Data, Garda Geography</b>	<b>21</b>
C1	Time between Recorded Event and Court Outcome	
C2	Number Recorded, Detected with Proceedings, With/Without Convictions	
C3	Offences by City	
C4	Offences Per Head of Population	
C5	Use of Weapons, Location of Robbery and Aggravated Burglary Incidents Involving Weapons	
C6	Garda Geography	

<b>Maps</b>		<b>25</b>
<b>Figures</b>		<b>29</b>
<b>Chapter 1</b>	<b>Crime Incidents Recorded, Incidents Detected, Proceedings and Outcomes</b>	<b>39</b>
<b>1.1</b>	<b>Description of Tables</b>	
Table 1.1a	Incidents recorded, those detected, those with relevant proceedings, outcomes 2003	
Table 1.1b	Incidents recorded, those detected, those with relevant proceedings, outcomes 2004	
Table 1.1c	Incidents recorded, those detected, those with relevant proceedings, outcomes 2005	
Table 1.1d	Incidents recorded, those detected, those with relevant proceedings, outcomes 2006	
Table 1.2a	Incidents with any proceedings and related outcomes 2003	
Table 1.2b	Incidents with any proceedings and related outcomes 2004	
Table 1.2c	Incidents with any proceedings and related outcomes 2005	
Table 1.2d	Incidents with any proceedings and related outcomes 2006	
<b>Chapter 2</b>	<b>Persons Convicted of Recorded Offences</b>	<b>81</b>
<b>2.1</b>	<b>Description of Tables</b>	
Table 2.1a	Persons convicted of relevant offences for incidents recorded in 2003	
Table 2.1b	Persons convicted of relevant offences for incidents recorded in 2004	
Table 2.1c	Persons convicted of relevant offences for incidents recorded in 2005	
Table 2.1d	Persons convicted of relevant offences for incidents recorded in 2006	
Table 2.2a	Persons convicted of any offences for incidents recorded in 2003	
Table 2.2b	Persons convicted of any offences for incidents recorded in 2004	
Table 2.2c	Persons convicted of any offences for incidents recorded in 2005	
Table 2.2d	Persons convicted of any offences for incidents recorded in 2006	
Table 2.3	Victims of Murder/Manslaughter/Infanticide (ICCS 011) by sex, age, nationality and weapon used, 2003-2006	
Table 2.4	Victims of Dangerous Driving Leading to Death (ICCS 012) by sex and age, 2003-2006	
Table 2.5	Victims of Rape of a male or female (ICCS 0211) by sex and age on date reported, 2003-2006	
Table 2.6	Victims of Defilement of a boy or girl less than 17 years old (ICCS 0212) by sex and age, on date reported, 2003-2006	
Table 2.7	Victims of other sexual assaults (ICCS 0213, 0214, 0215) by sex and age, on date reported, 2003-2006	

**3.1 Description of Tables**

Table 3.01a	Incidents recorded of Murder/Manslaughter/Infanticide (ICCS 011), incidents per 100,000 population, detection and proceedings, 2003 and 2004
Table 3.01b	Incidents recorded of Murder/Manslaughter/Infanticide (ICCS 011), incidents per 100,000 population, detection and proceedings, 2005 and 2006
Table 3.02a	Incidents recorded of Dangerous driving leading to death (ICCS 012), incidents per 100,000 population, detection and proceedings, 2003 and 2004
Table 3.02b	Incidents recorded of Dangerous driving leading to death (ICCS 012), incidents per 100,000 population, detection and proceedings, 2005 and 2006
Table 3.03a	Incidents recorded of Rape of a male or female (ICCS 0211), incidents per 1,000 population, detection and proceedings, 2003 and 2004
Table 3.03b	Incidents recorded of Rape of a male or female (ICCS 0211), incidents per 1,000 population, detection and proceedings, 2005 and 2006
Table 3.04a	Incidents recorded of Defilement of a boy or girl less than 17 years old (ICCS 0212), incidents per 1,000 population, detection and proceedings, 2003 and 2004
Table 3.04b	Incidents recorded of Defilement of a boy or girl less than 17 years old (ICCS 0212), incidents per 1,000 population, detection and proceedings, 2005 and 2006
Table 3.05a	Incidents recorded of Sexual offence involving mentally impaired person (ICCS 0213), incidents per 1,000 population, detection and proceedings, 2003 and 2004
Table 3.05b	Incidents recorded of Sexual offence involving mentally impaired person (ICCS 0213), incidents per 1,000 population, detection and proceedings, 2005 and 2006
Table 3.06a	Incidents recorded of Aggravated sexual assault (ICCS 0214), incidents per 1,000 population, detection and proceedings, 2003 and 2004
Table 3.06b	Incidents recorded of Aggravated sexual assault (ICCS 0214), incidents per 1,000 population, detection and proceedings, 2005 and 2006
Table 3.07a	Incidents recorded of Sexual assault (not aggravated) (ICCS 0215), incidents per 1,000 population, detection and proceedings, 2003 and 2004
Table 3.07b	Incidents recorded of Sexual assault (not aggravated) (ICCS 0215), incidents per 1,000 population, detection and proceedings, 2005 and 2006
Table 3.08a	Incidents recorded of Other sexual offences (ICCS 022), incidents per 1,000 population, detection and proceedings, 2003 and 2004
Table 3.08b	Incidents recorded of Other sexual offences (ICCS 022), incidents per 1,000 population, detection and and proceedings, 2005 and 2006
Table 3.09a	Incidents recorded of Murder-attempt (ICCS 0311), incidents per 1,000 population, detection and proceedings, 2003 and 2004
Table 3.09b	Incidents recorded of Murder-attempt (ICCS 0311), incidents per 1,000 population, detection and proceedings, 2005 and 2006
Table 3.10a	Incidents recorded of Murder-threat (ICCS 0312), incidents per 1,000 population, detection and proceedings, 2003 and 2004
Table 3.10b	Incidents recorded of Murder-threat (ICCS 0312), incidents per 1,000 population, detection and proceedings, 2005 and 2006

Table 3.11a	Incidents recorded of Assault causing harm, Poisoning (ICCS 0321, 0322), incidents per 1,000 population, detection and proceedings, 2003 and 2004
Table 3.11b	Incidents recorded of Assault causing harm, Poisoning (ICCS 0321, 0322), incidents per 1,000 population, detection and proceedings, 2005 and 2006
Table 3.12a	Incidents recorded of Other assault (ICCS 0323, 0324), incidents per 1,000 population, detection and proceedings, 2003 and 2004
Table 3.12b	Incidents recorded of Other assault (ICCS 0323, 0324), incidents per 1,000 population, detection and proceedings, 2005 and 2006
Table 3.13a	Incidents recorded of Harassment and related offences (ICCS 033), incidents per 1,000 population, detection and proceedings, 2003 and 2004
Table 3.13b	Incidents recorded of Harassment and related offences (ICCS 033), incidents per 1,000 population, detection and proceedings, 2005 and 2006
Table 3.14a	Incidents recorded of Dangerous driving causing serious bodily harm (ICCS 0411), incidents per 1,000 population, detection and proceedings, 2003 and 2004
Table 3.14b	Incidents recorded of Dangerous driving causing serious bodily harm (ICCS 0411), incidents per 1,000 population, detection and proceedings, 2005 and 2006
Table 3.15a	Incidents recorded of Driving/In charge of a vehicle while over legal alcohol limit (ICCS 0412), incidents per 1,000 population, detection and proceedings, 2003 and 2004
Table 3.15b	Incidents recorded of Driving/In charge of a vehicle while over legal alcohol limit (ICCS 0412), incidents per 1,000 population, detection and proceedings, 2005 and 2006
Table 3.16a	Incidents recorded of Driving/In charge of a vehicle under the influence of drugs (ICCS 0413), incidents per 1,000 population, detection and proceedings, 2003 and 2004
Table 3.16b	Incidents recorded of Driving/In charge of a vehicle under the influence of drugs (ICCS 0413), incidents per 1,000 population, detection and proceedings, 2005 and 2006
Table 3.17a	Incidents recorded of Dangerous/careless driving and motorway offences (ICCS 0414), incidents per 1,000 population, detection and proceedings, 2003 and 2004
Table 3.17b	Incidents recorded of Dangerous/careless driving and motorway offences (ICCS 0414), incidents per 1,000 population, detection and proceedings, 2005 and 2006
Table 3.18a	Incidents recorded of Speeding (ICCS 0415), incidents per 1,000 population, detection and proceedings, 2003 and 2004
Table 3.18b	Incidents recorded of Speeding (ICCS 0415), incidents per 1,000 population, detection and proceedings, 2005 and 2006
Table 3.19a	Incidents recorded of Endangerment with potential for serious harm/death (ICCS 0421), incidents per 1,000 population, detection and proceedings, 2003 and 2004
Table 3.19b	Incidents recorded of Endangerment with potential for serious harm/death (ICCS 0421), incidents per 1,000 population, detection and proceedings, 2005 and 2006
Table 3.20a	Incidents recorded of Abandoning a child, child neglect and cruelty (ICCS 0422), incidents per 1,000 population, detection and proceedings, 2003 and 2004
Table 3.20b	Incidents recorded of Abandoning a child, child neglect and cruelty (ICCS 0422), incidents per 1,000 population, detection and proceedings, 2005 and 2006
Table 3.21a	Incidents recorded of Dangerous use of vessel (air, sea) or facilities (ICCS 0423, 0424), incidents per 1,000 population, detection and proceedings, 2003 and 2004

Table 3.21b	Incidents recorded of Dangerous use of vessel (air, sea) or facilities (ICCS 0423, 0424), incidents per 1,000 population, detection and proceedings, 2005 and 2006
Table 3.22a	Incidents recorded of Endangering (road) traffic (ICCS 0425), incidents per 1,000 population, detection and proceedings, 2003 and 2004
Table 3.22b	Incidents recorded of Endangering (road) traffic (ICCS 0425), incidents per 1,000 population, detection and proceedings, 2005 and 2006
Table 3.23a	Incidents recorded of False Imprisonment (ICCS 0511), incidents per 1,000 population, detection and proceedings, 2003 and 2004
Table 3.23b	Incidents recorded of False Imprisonment (ICCS 0511), incidents per 1,000 population, detection and proceedings, 2005 and 2006
Table 3.24a	Incidents recorded of Abduction of person under 16 years of age (ICCS 0512), incidents per 1,000 population, detection and proceedings, 2003 and 2004
Table 3.24b	Incidents recorded of Abduction of person under 16 years of age (ICCS 0512), incidents per 1,000 population, detection and proceedings, 2005 and 2006
Table 3.25a	Incidents recorded of Robbery of an establishment or institution (ICCS 0611), incidents per 1,000 population, detection and proceedings, 2003 and 2004
Table 3.25b	Incidents recorded of Robbery of an establishment or institution (ICCS 0611), incidents per 1,000 population, detection and proceedings, 2005 and 2006
Table 3.26a	Incidents recorded of Robbery of cash or goods in transit (ICCS 0612), incidents per 1,000 population, detection and proceedings, 2003 and 2004
Table 3.26b	Incidents recorded of Robbery of cash or goods in transit (ICCS 0612), incidents per 1,000 population, detection and proceedings, 2005 and 2006
Table 3.27a	Incidents recorded of Robbery from the person (ICCS 0613), incidents per 1,000 population, detection and proceedings, 2003 and 2004
Table 3.27b	Incidents recorded of Robbery from the person (ICCS 0613), incidents per 1,000 population, detection and proceedings, 2005 and 2006
Table 3.28a	Incidents recorded of Blackmail or extortion (ICCS 0621), incidents per 1,000 population, detection and proceedings, 2003 and 2004
Table 3.28b	Incidents recorded of Blackmail or extortion (ICCS 0621), incidents per 1,000 population, detection and proceedings, 2005 and 2006
Table 3.29a	Incidents recorded of Carjacking, highjacking/unlawful seizure of of aircraft/vessel (ICCS 0631), incidents per 1,000 population, detection and proceedings, 2003 and 2004
Table 3.29b	Incidents recorded of Carjacking, highjacking/unlawful seizure of of aircraft/vessel (ICCS 0631), incidents per 1,000 population, detection and proceedings, 2005 and 2006
Table 3.30a	Incidents recorded of Aggravated burglary (ICCS 0711), incidents per 1,000 population, detection and proceedings, 2003 and 2004
Table 3.30b	Incidents recorded of Aggravated burglary (ICCS 0711), incidents per 1,000 population, detection and proceedings, 2005 and 2006
Table 3.31a	Incidents recorded of Burglary (not aggravated) (ICCS 0712), incidents per 1,000 population, detection and proceedings, 2003 and 2004
Table 3.31b	Incidents recorded of Burglary (not aggravated) (ICCS 0712), incidents per 1,000 population, detection and proceedings, 2005 and 2006

Table 3.32a	Incidents recorded of Possession of an article (with intent to burgle, steal, demand) (ICCS 0713), incidents per 1,000 population, detection and proceedings, 2003 and 2004
Table 3.32b	Incidents recorded of Possession of an article (with intent to burgle, steal, demand) (ICCS 0713), incidents per 1,000 population, detection and proceedings, 2005 and 2006
Table 3.33a	Incidents recorded of Theft/Unauthorised taking of vehicle (ICCS 0811), incidents per 1,000 population, detection and proceedings, 2003 and 2004
Table 3.33b	Incidents recorded of Theft/Unauthorised taking of vehicle (ICCS 0811), incidents per 1,000 population, detection and proceedings, 2005 and 2006
Table 3.34a	Incidents recorded of Theft from person (ICCS 0821), incidents per 1,000 population, detection and proceedings, 2003 and 2004
Table 3.34b	Incidents recorded of Theft from person (ICCS 0821), incidents per 1,000 population, detection and proceedings, 2005 and 2006
Table 3.35a	Incidents recorded of Theft from Shop (ICCS 0822), incidents per 1,000 population, detection and proceedings, 2003 and 2004
Table 3.35b	Incidents recorded of Theft from Shop (ICCS 0822), incidents per 1,000 population, detection and proceedings, 2005 and 2006
Table 3.36a	Incidents recorded of Other thefts, handling stolen property (ICCS 0823-0827,0831), incidents per 1,000 population, detection and proceedings, 2003 and 2004
Table 3.36b	Incidents recorded of Other thefts, handling stolen property (ICCS 0823-0827,0831), incidents per 1,000 population, detection and proceedings, 2005 and 2006
Table 3.37a	Incidents recorded of Fraud, deception and related offences (ICCS 09), incidents per 1,000 population, detection and proceedings, 2003 and 2004
Table 3.37b	Incidents recorded of Fraud, deception and related offences (ICCS 09), incidents per 1,000 population, detection and proceedings, 2005 and 2006
Table 3.38a	Incidents recorded of Importation of drugs (ICCS 1011), incidents per 1,000 population, detection and proceedings, 2003 and 2004
Table 3.38b	Incidents recorded of Importation of drugs (ICCS 1011), incidents per 1,000 population, detection and proceedings, 2005 and 2006
Table 3.39a	Incidents recorded of Cultivation or manufacture of drugs (ICCS 1012), incidents per 1,000 population, detection and proceedings, 2003 and 2004
Table 3.39b	Incidents recorded of Cultivation or manufacture of drugs (ICCS 1012), incidents per 1,000 population, detection and proceedings, 2005 and 2006
Table 3.40a	Incidents recorded of Possession of drugs for sale or supply (ICCS 1021), incidents per 1,000 population, detection and proceedings, 2003 and 2004
Table 3.40b	Incidents recorded of Possession of drugs for sale or supply (ICCS 1021), incidents per 1,000 population, detection and proceedings, 2005 and 2006
Table 3.41a	Incidents recorded of Possession of drugs for personal use (ICCS 1022), incidents per 1,000 population, detection and proceedings, 2003 and 2004
Table 3.41b	Incidents recorded of Possession of drugs for personal use (ICCS 1022), incidents per 1,000 population, detection and proceedings, 2005 and 2006
Table 3.42a	Incidents recorded of Other Drug Offences (ICCS 103), incidents per 1,000 population, detection and proceedings, 2003 and 2004



Table 3.42b	Incidents recorded of Other Drug Offences (ICCS 103), incidents per 1,000 population, detection and proceedings, 2005 and 2006
Table 3.43a	Incidents recorded of Explosives, chemical weapons offences (ICCS 111), incidents per 1,000 population, detection and proceedings, 2003 and 2004
Table 3.43b	Incidents recorded of Explosives, chemical weapons offences (ICCS 111), incidents per 1,000 population, detection and proceedings, 2005 and 2006
Table 3.44a	Incidents recorded of Firearms offences (ICCS 112), incidents per 1,000 population, detection and proceedings, 2003 and 2004
Table 3.44b	Incidents recorded of Firearms offences (ICCS 112), incidents per 1,000 population, detection and proceedings, 2005 and 2006
Table 3.45a	Incidents recorded of Offensive weapons offences (nec) (ICCS 113), incidents per 1,000 population, detection and proceedings, 2003 and 2004
Table 3.45b	Incidents recorded of Offensive weapons offences (nec) (ICCS 113), incidents per 1,000 population, detection and proceedings, 2005 and 2006
Table 3.46	Incidents recorded of Fireworks offences (ICCS 114), incidents per 1,000 population, detection and proceedings, 2006
Table 3.47a	Incidents recorded of Arson (ICCS 1211), incidents per 1,000 population, detection and proceedings, 2003 and 2004
Table 3.47b	Incidents recorded of Arson (ICCS 1211), incidents per 1,000 population, detection and proceedings, 2005 and 2006
Table 3.48a	Incidents recorded of Criminal damage (not arson) (ICCS 1212), incidents per 1,000 population, detection and proceedings, 2003 and 2004
Table 3.48b	Incidents recorded of Criminal damage (not arson) (ICCS 1212), incidents per 1,000 population, detection and proceedings, 2005 and 2006
Table 3.49a	Incidents recorded of Litter offences (ICCS 1221), incidents per 1,000 population, detection and proceedings, 2003 and 2004
Table 3.49b	Incidents recorded of Litter offences (ICCS 1221), incidents per 1,000 population, detection and proceedings, 2005 and 2006
Table 3.50a	Incidents recorded of Disorderly conduct (ICCS 131), incidents per 1,000 population, detection and proceedings, 2003 and 2004
Table 3.50b	Incidents recorded of Disorderly conduct (ICCS 131), incidents per 1,000 population, detection and proceedings, 2005 and 2006
Table 3.51a	Incidents recorded of Trespass offences (ICCS 132), incidents per 1,000 population, detection and proceedings, 2003 and 2004
Table 3.51b	Incidents recorded of Trespass offences (ICCS 132), incidents per 1,000 population, detection and proceedings, 2005 and 2006
Table 3.52a	Incidents recorded of Liquor licensing offences (133), incidents per 1,000 population, detection and proceedings, 2003 and 2004
Table 3.52b	Incidents recorded of Liquor licensing offences (133), incidents per 1,000 population, detection and proceedings, 2005 and 2006
Table 3.53a	Incidents recorded of Prostitution offences (ICCS 134), incidents per 1,000 population, detection and proceedings, 2003 and 2004

Table 3.53b	Incidents recorded of Prostitution offences (ICCS 134), incidents per 1,000 population, detection and proceedings, 2005 and 2006
Table 3.54a	Incidents recorded of Regulated betting/money, collection/trading offences (ICCS 135), incidents per 1,000 population, detection and proceedings, 2003 and 2004
Table 3.54b	Incidents recorded of Regulated betting/money, collection/trading offences (ICCS 135), incidents per 1,000 population, detection and proceedings, 2005 and 2006
Table 3.55a	Incidents recorded of Other social code offences (nec) (ICCS 136), incidents per 1,000 population, detection and proceedings, 2003 and 2004
Table 3.55b	Incidents recorded of Other social code offences (nec) (ICCS 136), incidents per 1,000 population, detection and proceedings, 2005 and 2006
Table 3.56a	Incidents recorded of Driving licence/insurance offences (ICCS 141), incidents per 1,000 population, detection and proceedings, 2003 and 2004
Table 3.56b	Incidents recorded of Driving licence/insurance offences (ICCS 141), incidents per 1,000 population, detection and proceedings, 2005 and 2006
Table 3.57a	Incidents recorded of Vehicle tax/registration offences (ICCS 142), incidents per 1,000 population, detection and proceedings, 2003 and 2004
Table 3.57b	Incidents recorded of Vehicle tax/registration offences (ICCS 142), incidents per 1,000 population, detection and proceedings, 2005 and 2006
Table 3.58a	Incidents recorded of Roadworthiness/regulatory offences (ICCS 143), incidents per 1,000 population, detection and proceedings, 2003 and 2004
Table 3.58b	Incidents recorded of Roadworthiness/regulatory offences (ICCS 143), incidents per 1,000 population, detection and proceedings, 2005 and 2006
Table 3.59a	Incidents recorded of Road transport/public service vehicle offences (ICCS 144), incidents per 1,000 population, detection and proceedings, 2003 and 2004
Table 3.59b	Incidents recorded of Road transport/public service vehicle offences (ICCS 144), incidents per 1,000 population, detection and proceedings, 2005 and 2006
Table 3.60a	Incidents recorded of Offences against government and its agents (nec) (ICCS 151), incidents per 1,000 population, detection and proceedings, 2003 and 2004
Table 3.60b	Incidents recorded of Offences against government and its agents (nec) (ICCS 151), incidents per 1,000 population, detection and proceedings, 2005 and 2006
Table 3.61a	Incidents recorded of Organisation of crime and conspiracy to commit crime (ICCS 152), incidents per 1,000 population, detection and proceedings, 2003 and 2004
Table 3.61b	Incidents recorded of Organisation of crime and conspiracy to commit crime (ICCS 152), incidents per 1,000 population, detection and proceedings, 2005 and 2006
Table 3.62a	Incidents recorded of Perverting the course of justice (ICCS 153), incidents per 1,000 population, detection and proceedings, 2003 and 2004
Table 3.62b	Incidents recorded of Perverting the course of justice (ICCS 153), incidents per 1,000 population, detection and proceedings, 2005 and 2006
Table 3.63a	Incidents recorded of Offences while in custody, breach of court orders (ICCS 154, 155), incidents per 1,000 population, detection and proceedings, 2003 and 2004
Table 3.63b	Incidents recorded of Offences while in custody, breach of court orders (ICCS 154, 155), incidents per 1,000 population, detection and proceedings, 2005 and 2006

Table 3.64a	Incidents recorded of Importation/Control/Welfare of Animals offences (ICCS 161), incidents per 1,000 population, detection and proceedings, 2003 and 2004
Table 3.64b	Incidents recorded of Importation/Control/Welfare of Animals offences (ICCS 161), incidents per 1,000 population, detection and proceedings, 2005 and 2006
Table 3.65a	Incidents recorded of Fisheries/Maritime offences (ICCS 162), incidents per 1,000 population, detection and proceedings, 2003 and 2004
Table 3.65b	Incidents recorded of Fisheries/Maritime offences (ICCS 162), incidents per 1,000 population, detection and proceedings, 2005 and 2006
Table 3.66a	Incidents recorded of Use of data, electronic counterfeit and broadcasting offences (ICCS 163), incidents per 1,000 population, detection and proceedings, 2003 and 2004
Table 3.66b	Incidents recorded of Use of data, electronic counterfeit and broadcasting offences (ICCS 163), incidents per 1,000 population, detection and proceedings, 2005 and 2006
Table 3.67a	Incidents recorded of Miscellaneous offences (ICCS 164), incidents per 1,000 population, detection and proceedings, 2005 and 2006
Table 3.67b	Incidents recorded of Miscellaneous offences (ICCS 164), incidents per 1,000 population, detection and proceedings, 2003 and 2004

**4.1 Description of Tables**

Table 4.01 Incidents recorded of Burglary (ICCS 0612) by house and other location type, 2003-2006

Table 4.02a Incidents recorded of Robbery (ICCS 061) or Aggravated burglary (ICCS 0711) where firearms were used, incidents per 1,000 population, detection and proceedings, 2003 and 2004

Table 4.02b Incidents recorded of Robbery (ICCS 061) or Aggravated burglary (ICCS 0711) where firearms were used, incidents per 1,000 population, detection and proceedings, 2005 and 2006

Table 4.03a Incidents recorded of Robbery (ICCS 061) or Aggravated burglary (ICCS 0711) where syringes were used, incidents per 1,000 population, detection and proceedings, 2003 and 2004

Table 4.03b Incidents recorded of Robbery (ICCS 061) or Aggravated burglary (ICCS 0711) where syringes were used, incidents per 1,000 population, detection and proceedings, 2005 and 2006

Table 4.04a Incidents recorded of Robbery (ICCS 061) or Aggravated burglary (ICCS 0711) where firearms were used by location type, 2003

Table 4.04b Incidents recorded of Robbery (ICCS 061) or Aggravated burglary (ICCS 0711) where firearms were used by location type, 2004

Table 4.04c Incidents recorded of Robbery (ICCS 061) or Aggravated burglary (ICCS 0711) where firearms were used by location type, 2005

Table 4.04d Incidents recorded of Robbery (ICCS 061) or Aggravated burglary (ICCS 0711) where firearms were used by location type, 2006

Table 4.05a Incidents recorded of Robbery (ICCS 061) or Aggravated burglary (ICCS 0711) where syringes were used by location type, 2003

Table 4.05b Incidents recorded of Robbery (ICCS 061) or Aggravated burglary (ICCS 0711) where syringes were used by location type, 2004

Table 4.05c Incidents recorded of Robbery (ICCS 061) or Aggravated burglary (ICCS 0711) where syringes were used by location type, 2005

Table 4.05d Incidents recorded of Robbery (ICCS 061) or Aggravated burglary (ICCS 0711) where syringes were used by location type, 2006

Table 4.06a Proceedings for possession, supplying, obstruction and other drug offences, 2003 and 2004

Table 4.06b Proceedings for possession, supplying, obstruction and other drug offences, 2005 and 2006

Table 4.07a Proceedings for possession of drugs by drug type, 2003

Table 4.07b Proceedings for possession of drugs by drug type, 2004

Table 4.07c Proceedings for possession of drugs by drug type, 2005

Table 4.07d Proceedings for possession of drugs by drug type, 2006

Table 4.08a Particulars of Drugs Seized during 2003 - report prepared 19 April 2004

Table 4.08b Particulars of Drugs Seized during 2004 - report prepared 13 April 2005

Table 4.08c Particulars of Drugs Seized during 2005 - report prepared 20 April 2006

Table 4.08d Particulars of Drugs Seized during 2006 - report prepared 24 September 2007

**Appendix I      More Detailed Version of Tables 1.1a-1.1d and Tables 1.2a-1.2d      305**

**I.1      Description of Tables**

Table I.1a	More detailed version of Table 1.1a
Table I.1b	More detailed version of Table 1.1b
Table I.1c	More detailed version of Table 1.1c
Table I.1d	More detailed version of Table 1.1d
Table I.2a	More detailed version of Table 1.2a
Table I.2b	More detailed version of Table 1.2b
Table I.2c	More detailed version of Table 1.2c
Table I.2d	More detailed version of Table 1.2d

**Appendix II      The Diversion Program      387**

Table II.1	Total number of referrals, 2006
Table II.2	Total number of children referred, 2006
Table II.3	Total number of children referred by sex, region and division, 2006
Table II.4	Restorative justice events per region and division, 2003-2006
Table II.5	Main offence categories for which children were referred, 2006
Table II.6	Breakdown of offence categories for which children were referred, 2006

<b>Appendix III</b>	<b>Background Demographic Information by Garda Region and Division</b>	<b>405</b>
<b>III.1</b>	<b>Population estimates</b>	
<b>III.2</b>	<b>Census figures based on Garda Regions and Divisions</b>	
Table III.1	Persons usually resident in Ireland and present by age and Garda Area, Census 2006	
Table III.2	Persons usually resident and present by sex and Garda Area, Census 2006	
Table III.3	Persons usually resident and present by nationality and Garda Area, Census 2006	
Table III.4	Persons usually resident and present, by principal economic status and Garda Area, Census 2006	
Table III.5	Persons usually resident and present by socio economic group and Garda Area, Census 2006	
Table III.6	Persons usually resident, present, aged 15 and over and who ceased education by level of education completed, Census 2006	
Table III.7	Private households by household size and Garda Area, Census 2006	
Table III.8	Private households by nature of occupancy and Garda Area, Census 2006	
Table III.9	Private households by year built and Garda Area, Census 2006	
Table III.10	Private households by number of cars/vans available and Garda Area, Census 2006	
Table III.11	Private households by personal computer ownership and internet access , Census 2006	
<b>Appendix IV</b>	<b>International Standards, UN Principles</b>	<b>417</b>

# *Section A*

## *Introduction, Recorded Offences, Detections and Proceedings*

### **A1 Introduction**

This publication, *Garda Annual Crime Statistics 2003-2006*, replaces the Crime Statistics section of Garda Annual Reports. An Garda Síochana ceased including this section in their annual reports from 2006, in recognition that the CSO was to assume this responsibility.

This publication also marks the first time that the new Irish Crime Classification System (ICCS) has been used. A condensed version of this classification system (ICCS<sub>c</sub>) is also used in this report. Full details of the ICCS are available via the CSO homepage at [www.cso.ie](http://www.cso.ie). The ICCS replaces the Headline/Non-Headline classification, with its various sub-groupings, as used for annual statistics up to the 2005 reference year.

The data used for most of this publication originate in the Garda PULSE (Police Using Leading Systems Effectively) and the FCPS (Fixed Charge Penalty System) systems.

The tables in this report are not exhaustive and are indicative of the potential of PULSE (in particular) to generate useful, interesting and highly relevant information for citizens and those working in any area of the crime and justice system.

The information supplied in this report refers only to crime incidents known to An Garda Síochana and recorded as such. This is only one part of a picture of criminal behaviour in Ireland. Other aspects (and other sources of information) will be presented in separate CSO releases and publications.

Even though data for four years is given, there is little by way of trend analysis included in this report. This publication, however, is very much seen as introducing the ICCS and setting the baseline for future work. It is proposed that the report for the year 2007 will be published in December, 2008. It will be based on data as it exists in early-October, 2008. This will mark the beginning of a regular annual cycle of reports, within which trend information will be shown prominently for the various groupings within ICCS. To deal with timing issues, October has been chosen as a suitable reference point on which to base an “as was” publication. Given that some time will be needed to prepare a report, it is intended to publish annual statistics in December of

each year (based on data as it existed in the previous October) with a reference period of the previous calendar year.

## **A2 Revisions to Recorded Crime Data, Recording Data on PULSE**

All data recorded on PULSE (and FCPS) have the potential to be revised. This is because of the nature of criminal incidents, the nature of the reporting of same by members of the public, follow-up investigations and characteristics of consequential activities by the broader justice system.

When the CSO issues statistical information, it will always be based on data that existed on a specified date. This publication is based on PULSE data that existed as of early-October, 2007, relating to offences recorded up to and including December 31, 2006.

A criminal offence is classified at the time it is entered on the PULSE system. In the vast majority of cases, this happens very soon after the incident becomes known to a member of An Garda Síochana. However, many recorded crimes are followed by investigation, during which more information becomes available. This may or may not result in an incident being reclassified from one type of crime to another. Indeed, a record will be marked as invalid (but not deleted) if it transpires that a criminal offence did not occur. (The converse is also true.) An incident, not initially thought to be criminal in nature, can subsequently be reclassified as a criminal incident on foot of further information.

In general, offences are not reclassified on foot of a court outcome. An exception to this rule involves offences classified under Homicide Offences. It can often be the case that a charge of murder is brought and a verdict of manslaughter is returned. In such a case, the original offence is reclassified to reflect the court outcome. (It is for this reason that Murder/Manslaughter offences should be treated together in any trend analysis.)

There is another important scenario that would always lead to reclassification. An assault is generally recorded as such close to the time of the assault incident. If the victim subsequently dies as a consequence, and after the assault has been recorded, this will always result in reclassification to a homicide offence.

Another important feature of a recorded offence is that it is based on the date reported to, or that it became known to, the Gardaí. This has major implications for some offence types. Notable amongst these are sexual offences, as it has often been the case that such incidents have been reported to An Garda Síochana many years (sometimes decades) after the event(s). Thus a sexual assault, which occurred in 1960, would be included in the statistics for 2006 if it was first reported in that year.

## **A3 Counting Rules**

Crime counting rules have been the subject of debate over the years. However, from an information/statistical perspective, crime counting rules should be applied in accordance with established criteria.

To fully appreciate this, it is useful to consider a criminal event which consists of more than one offence. For instance, a burglary and a homicide offence can occur within one event. Furthermore, there could be offences of trespass, criminal damage and arson occurring as part of the same



event. For this event, the homicide would be recorded, as well as some other offences. It would be unreasonable to suppose that all offences should be recorded (especially if there was more than one victim, see below), as some would be considered to be trivial in the context of the homicide. So in this case, for practical purposes and on reasonable grounds, not all offences would be recorded.

The counting rules dictate that the most serious incident only counts for statistical purposes. (Seriousness here is determined by reference to the primary offence, which is the one with the severest potential penalty.) This is achieved by flagging, within PULSE, one offence which should “count” for that event. This practice promotes consistency. Counting only the primary incident is thus a good way of ensuring that there is consistent treatment of criminal events – and consistency is paramount when it comes to comparison of data across geographic boundaries or over time. Without the primary offence rule, there would be no basis to compare these data over any boundaries - be they geographic or time-based.

In general, one offence counts per victim for any crime incident (i.e. criminal event). Therefore, a sexual event with one offender and two victims counts as two offences. Conversely, an event with two offenders and one victim counts as one offence (or crime incident) in the recorded crime statistics. (In this latter case it is useful to remember that this one crime incident is the one that counts, regardless of how many offenders are prosecuted or subsequently convicted.)

An exception to these general rules applies for repeat incidents involving the same victim and the same offender. Again, it is useful to look at sexual offences to illustrate this point. It may be the case that there are numerous crime incidents perpetrated by the same offender against the same victim stretching back for many years (and often reported many years after the last incident). It would be unreasonable to expect the same level of detail to be recorded about every individual offence that occurred throughout the series. Moreover, some victims may not, for a variety of reasons, be in a position to remember all of the incidents involved in the series. Therefore, applying the rule of one incident counts per victim for a series like this promotes consistency in approach for comparative purposes. That is not to say that more information cannot be provided on the numbers of such incidents. It can. It is simply a case of interpretation being subject to some extra caveats. (For this type of incident series, it is open to debate whether the clustered nature of the offences (in time and/or place) renders them outside the scope of normal statistical comparison.)

There are two other exceptions to the *one offence counts per victim* rule. One is a series of incidents involving credit/debit card/cheque card fraud where the financial loss is sustained by an institution (for instance a bank). In this case the victim is the bank and so it is akin to a series of incidents against one victim. For historical reasons, there are monetary thresholds involved in determining whether the institution bears the loss, which render the counting mechanism a function of the size of the losses incurred. Where there is more than one victim, normal rules apply and one offence does count per victim.

The final exception is that of burglary, where there is more than one victim (in the normal sense of the word). This occurs when, for instance, items belonging to more than one person are taken. It is useful to think of the burglary as being a crime against a household for statistical reasons. Counting one offence per individual (person) victim would affect comparability. This is because the number of burglaries recorded would become a function of the total population of burgled

households. This is a useful quantity from a victimisation perspective, but not from a crime counting perspective.

Data from the Fixed Charge Penalty System (FCPS) is a large component of *Dangerous or Negligent Operation of a Vehicle* (ICCS 041) and *Road and Traffic Offences* (ICCS 14). There are no counting rules applied to these offences.

#### **A4 Issues around Detection Status**

Detailed guidelines exist within An Garda Síochána regarding whether a crime incident may be flagged as “detected”. Within the PULSE system, however, the flagging of an incident is largely independent of any other data in the system – there is no action that is automatically triggered because of the entry made for detection status. It is therefore possible that an offence, which has in fact been detected, may, through omission, not be flagged as detected within the system.

However, the situation is less clear with regard to incidents which consist of more than one criminal offence and are recorded as such. This can also be the case when different events are grouped together on the system as an “investigation case”. In these situations, it is not always clear from the raw data which offences are to be considered as detected and which are not. Therefore, this complication arises because of the sophistication of PULSE as used as an operational policing tool – which is its main purpose.

As stated above, information on offences detected is presented on an “as-was” basis according to their status as at October, 2007. However, the information is subject to an additional caveat – it may not always be the case that it is the primary offence within an incident (the one that “counts”) that has in fact been detected. This feature of the data is known to An Garda Síochána and is receiving attention.

It may be intuitive to think of an offence occurring and being subsequently reported to the Gardaí – in turn this leads to the recording of the offence which triggers an investigation. The offence will, at any future point, be regarded as either detected or not detected. However, the recording sequence for some incident types do not follow this path. For these incident types, the recording of an offence actually follows the “detection” of the offence. This is true for, inter alia, some drug offences and for offences of speeding and drink-driving. The recording of these offence types is generally a function of police activities and prioritisation of those activities.

#### **A5 Proceedings**

A court proceeding is sometimes one of the final events in the life-cycle of a recorded criminal offence. There are, however, some issues around the interpretation of the proceeding(s), when seen in the context of the originally recorded criminal offence.

The first issue is that the charged offence may never have been recorded as an offence on the PULSE system. It can (and does) happen that, at the time of a decision whether to charge, the evidence is such that a different offence is charged to the one originally recorded. Sometimes the offence charged is more serious than the original recorded offence. Sometimes it is less serious.

A further presentational issue concerns a criminal event (incident) with more than one recorded offence. Presenting the number of proceedings, linked to the initiating “counting” offence, might be

read as meaning that the charge was closely related to the labelling of the “counting” offence. This may, or may not, be the situation. For instance, if an offence of murder has been recorded, it might be reasonable to assume that any proceedings linked to this offence include a charge of homicide. This, however, is not always the case.

To overcome the above difficulties, this report introduces the concept of “relevant proceedings”. Decisions have been taken as to which proceedings are relevant to the original “counting” offence. These decisions have been taken by CSO. Also, numbers of “any proceedings” (i.e. whether relevant or not) are also shown in appropriate tables.

Appendix V refers to the mapping of chargeable offences to relevancy status for ICCS detailed codes. Due to the large size of these, they are available via [www.cso.ie](http://www.cso.ie) only.

## **A6 Other Data Quality Issues**

There will always be some quality issues when dealing with recorded crime data. In this instance, most of the other quality issues arise because of incomplete data values within individual records. This problem is decreasing over time and is the subject of ongoing work within An Garda Síochana, as well as between the CSO and An Garda Síochana.

Where elements of data records are not complete, they are included here in a way that reflects their incomplete nature.

## *Section B*

# *Structural Characteristics of Crime and Criminal Justice Data*

### **B1 Breadth and depth of coverage**

The information presented in this report is best considered structural in nature. This indicates that it is not the timeliness (within reason) – but the depth – which is the important consideration. In terms of very timely crime data, needs will be served by quarterly releases covering the number of crime incidents within the ICCS groupings. This report goes much further than simply treating crime incidents only. Also covered are detection rates and details of court proceedings and outcomes. The data are also broken down by more detailed geography as well as by useful information on location of incident occurrence. Offender characteristics and much other relevant information are also included.

### **B2 Time-dependence of information**

Much of the relevance of the data (in terms of its explanatory power) is highly dependent on the timing of the production of the various tables. For instance, it would be most unusual for a murder occurring in December to be detected with a court outcome by the following January. Therefore, producing an annual report in January of each year, while eminently feasible, would not be helpful. Also, this point highlights the necessity to constantly revise the data, always reflecting the up-to-date situation even for incidents occurring up to a few years previously.

## *Section C*

# *Some Selected features of 2003-2006 Data, Garda Geographic Boundaries*

### **C1 Time Between Recorded Event and Court Outcome**

There can be a significant passage of time between a crime incident and any subsequent court outcome. The length of this passage of time is highly dependent on the offence type in question.

Figure 1.1 shows the proportion of court proceedings (which have been commenced) by current status (i.e. in October 2007) for recorded Homicide Offences. This information is shown by year for all recorded incidents in the years 2003-2006. For the year 2003, there are only 4% of such “cases” still pending. For the year 2006, this figure for pending “cases” stands at 79%.

A similar graphical representation is shown for Sexual Offences in Figure 1.2. A quarter of such “cases”, first recorded in 2003, are still pending. The corresponding figure for 2006 is 77%.

Homicide Offences and Sexual Offences have been deliberately chosen for reasons of contrast. Firstly, it is undoubtedly the case that Homicide Offences have a much higher rate of reporting than Sexual Offences. (It is known that Sexual Offences have very low reporting rates in Ireland.) Secondly there are important differences in the nature of the investigation phase for both offence types.

### **C2 Number Recorded, Detected, With Proceedings, With/Without Convictions**

Figures 2.1, 2.2 and 2.3 give some details of the numbers of recorded incidents which are detected and subsequently have court proceedings and convictions for the years 2003-2006. Again, there is a clear contrast between offences of Homicide and Sexual Offences. Attempts/Threats to Murder, Assaults, Harassments and Related Offences are (in proportional terms) more similar to Sexual Offences than Homicide Offences. However, there is a big difference in the volumes for each crime grouping. The most successful outcomes (for these three Level 1 groups, from a criminal justice perspective), are for Homicide Offences which are the least voluminous of the three types.

### **C3 Offences by City**

Figure 3.1 shows the volume of Controlled Drug Offences by City. Dublin has the highest occurrence for each year. (These figures are not shown per head of population). As an illustration

of what can be done with the data, similar graphics are shown for Attempts/Threats to Murder, Assaults, Harassments and Related Offences in Figure 3.2. The graphical representation is similar to Figure 3.1. Again, a similar picture is achieved when Public Order and other Social Code Offences are considered in Figure 3.3. (Some of these data are not given in tables in this report but can be made available at a later date.)

#### **C4 Offences Per Head of Population**

Figures 4.1-4.9 give the rate of offences (controlling for population) by Garda Region, for nine of the sixteen Level 1 ICCS groupings.

In 2006, the Southern Region had the highest rate of recorded Homicide Offences with a figure of 4.3 per 100,000 population. The lowest rate was in the Western Region at 1.7 per 100,000 population. The corresponding figure at the level of the State was 3.2. *See Figure 4.1*

For Sexual Offences, the South Eastern Region had the highest rate, at 0.46 per 1,000 population. Again, the Western Region had the lowest recorded rate at 0.26 as against a State value of 0.34. *See Figure 4.2*

For recorded Attempts/Threats to Murder, Assaults, Harassments and Related Offences, the Dublin Metropolitan Region (DMR) had by far the highest rate of occurrence. In 2006, the rate per 1,000 population was 5.31 in the DMR, when compared to a figure of 3.63 for the State as a whole. *See Figure 4.3*

The DMR had the highest rates for recorded Controlled Drug Offences, Weapons and Explosives Offences and Public Order and Other Social Code Offences in 2006. For Public Order and Other Social Code Offences, the rate in the DMR, at 15.77 per 1,000 population was not that different to the rates in the Northern, South Eastern and Southern Regions. *See Figures 4.4-4.6*

Again, the DMR had by far the highest rates of Robbery, Extortion and Highjacking Offences at 1.35 per 1,000 population. This is well over three times the rate of the next highest region (Eastern) which stood at 0.4 in 2006. *See Figure 4.7*

For Burglary and Related Offences, the lowest rate was in the Northern Region with 3.0 such offences per 1,000 population. Again the DMR, at 8.33 had the highest rate and the State figure was 5.84.

There were 28.08 Theft and Related Offences per 1,000 population in the DMR in 2006. This is significantly in excess of the next highest region (Southern) at 15.68. The State average figure was 17.57.

All of the above needs to be seen in the context that reporting rates can and do vary with geography. They also vary significantly by crime type. For illustration of this effect, see *Crime and Victimization* available through [www.cso.ie](http://www.cso.ie).

Other relevant factors concern the socio-demographic profile of an area. As illustrative examples of information available from the 2006 Census of Population, some tables are presented in Appendix III. These tables are at the level of persons and households. Such information is

contextually crucial in analysing, explaining and predicting crime levels – especially for ICCS groupings.

### **C5 Use of Weapons, Location of Robbery and Aggravated Burglary Incidents Involving Weapons**

Figures 5 and 6 are illustrative of the potential of PULSE data with regard to use of certain weapons and the locations in which these weapons were used. By reference to Figure 5, it is apparent that the level of recorded Robbery and Aggravated Burglary Offences involving firearms has remained at similar levels between 2003-2006. Incidents of this nature involving syringes have decreased by about two thirds in the same period.

Over half of Robbery or Aggravated Burglary incidents occurred at a bank or shop/stall. The less prevalent use of syringes in such incidents described by Figure 6, with 45% of such incidents occurring at a house or flat/apartment.

### **C6 Garda Geography**

Administrative boundaries used by An Garda Síochana are given in Maps 1 and 2. This Garda geography is unique to an Garda Síochana. The fundamental unit for Garda geography is the level of the Garda Station. Stations are then aggregated to District level, then Division and Region. Map 1 shows Ireland according to Garda Regions (with outlined, unlabelled Garda Divisions also shown). Map 2 shows the DMR and its constituent Divisions.

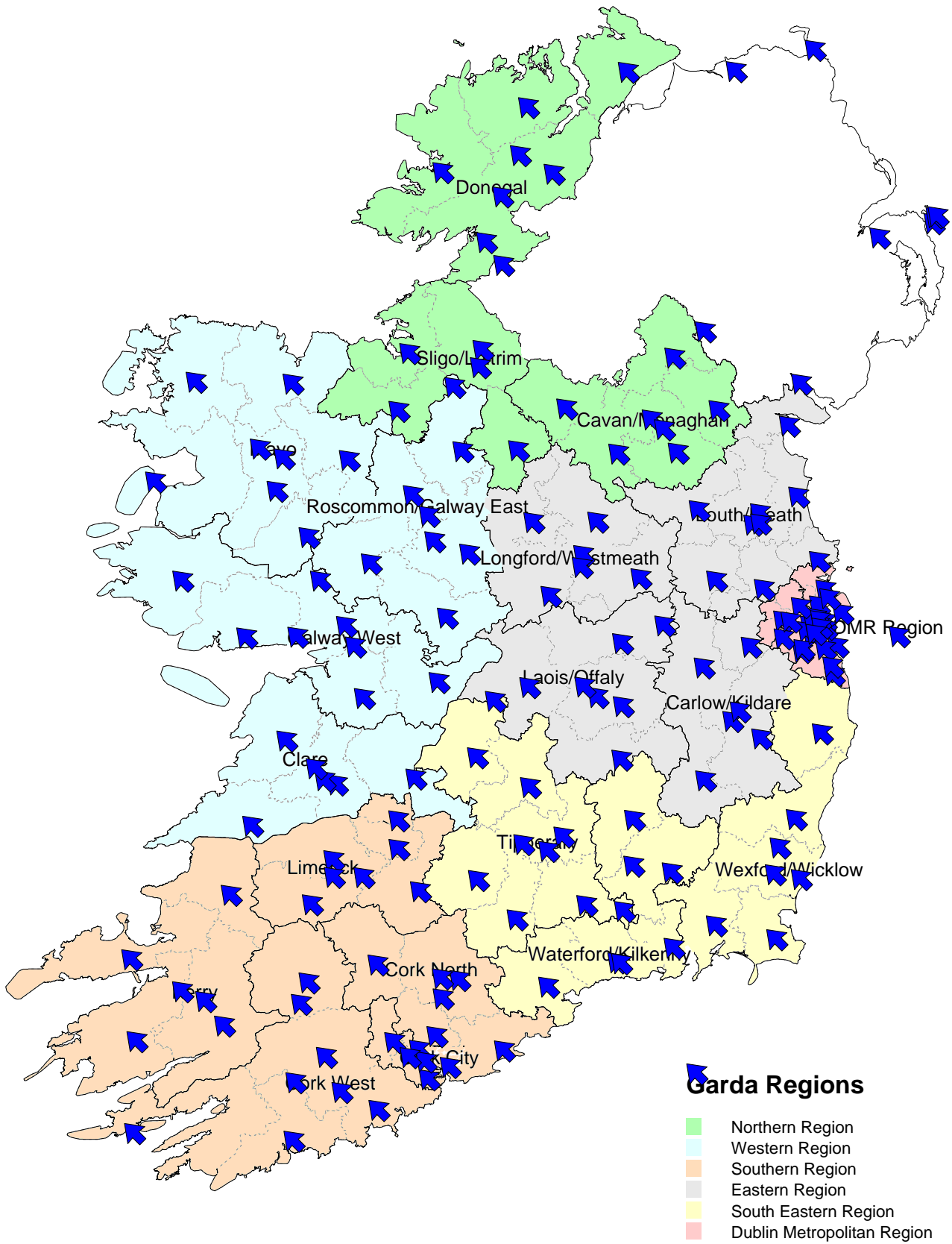
An Garda Síochana have made a strategic decision to, and have begun the process of, moving to county-based geography. This will, in time, facilitate the examination of recorded crime data in the context of data held by, among others, Local Authorities.



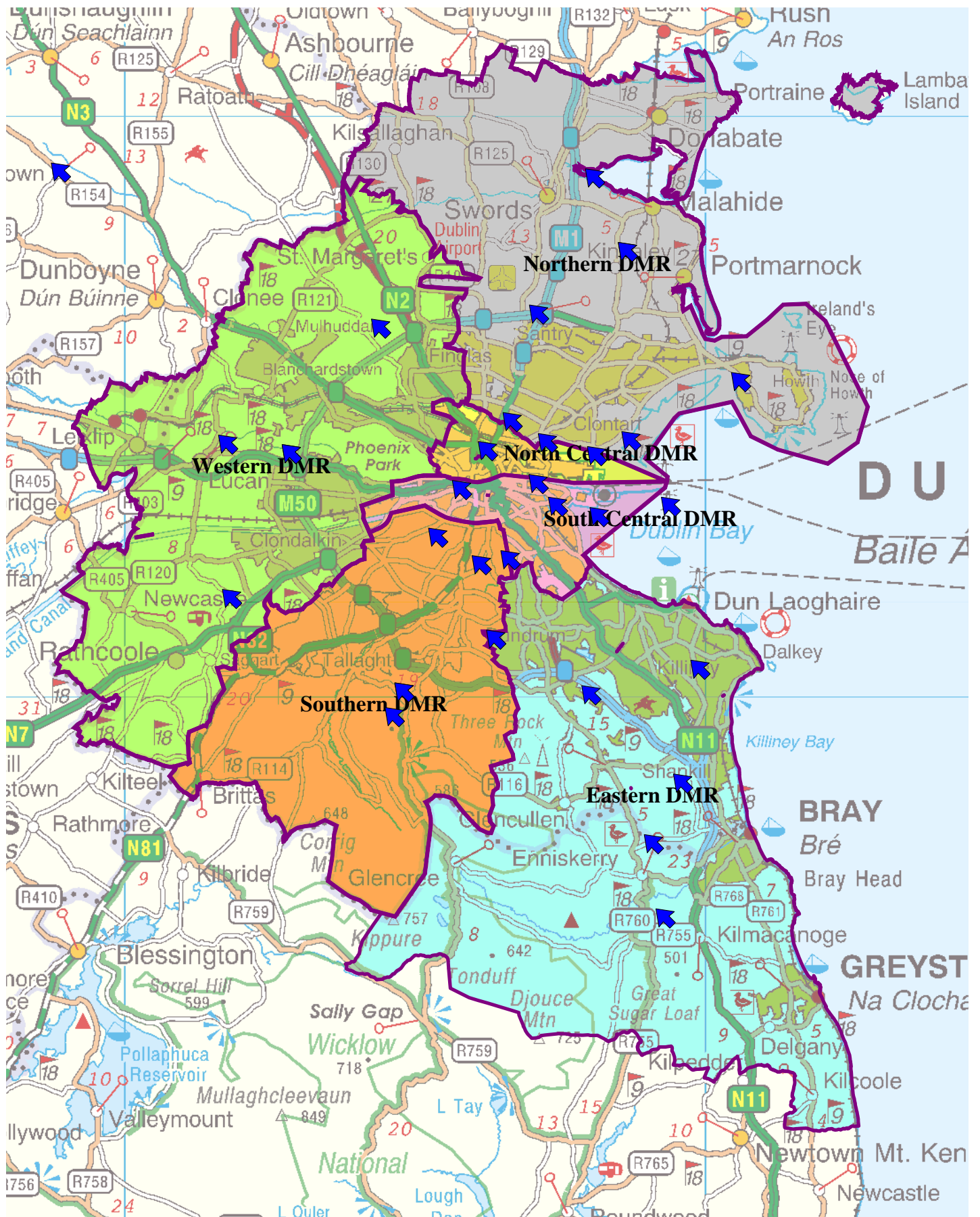


# *Maps*

# Map 1 Garda Boundaries



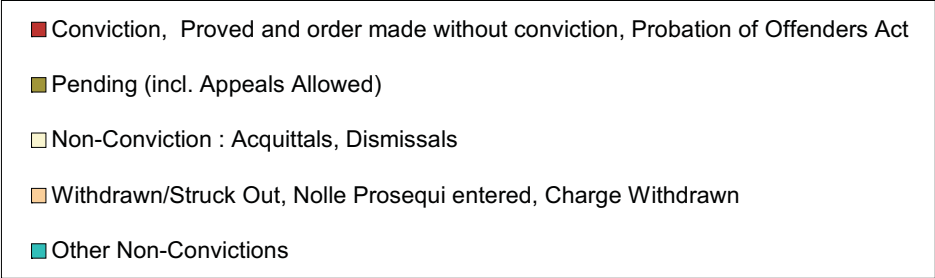
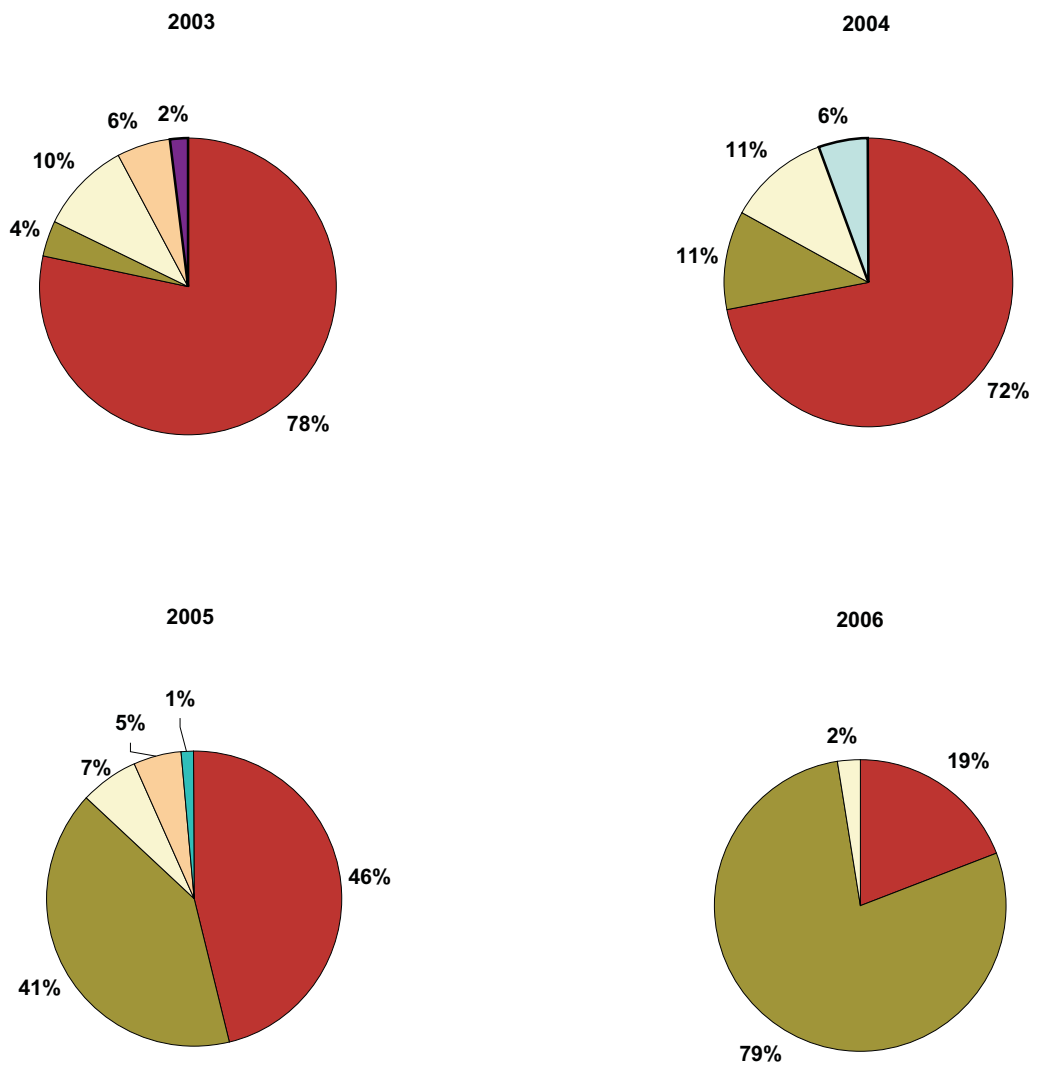
# Map 2 Dublin Metropolitan Region (DMR)



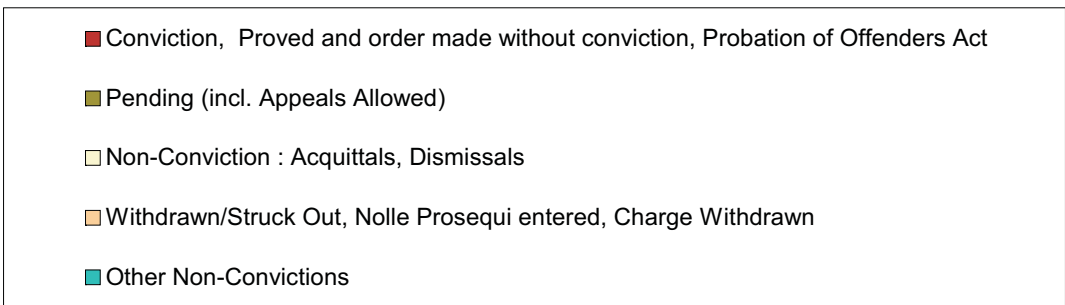
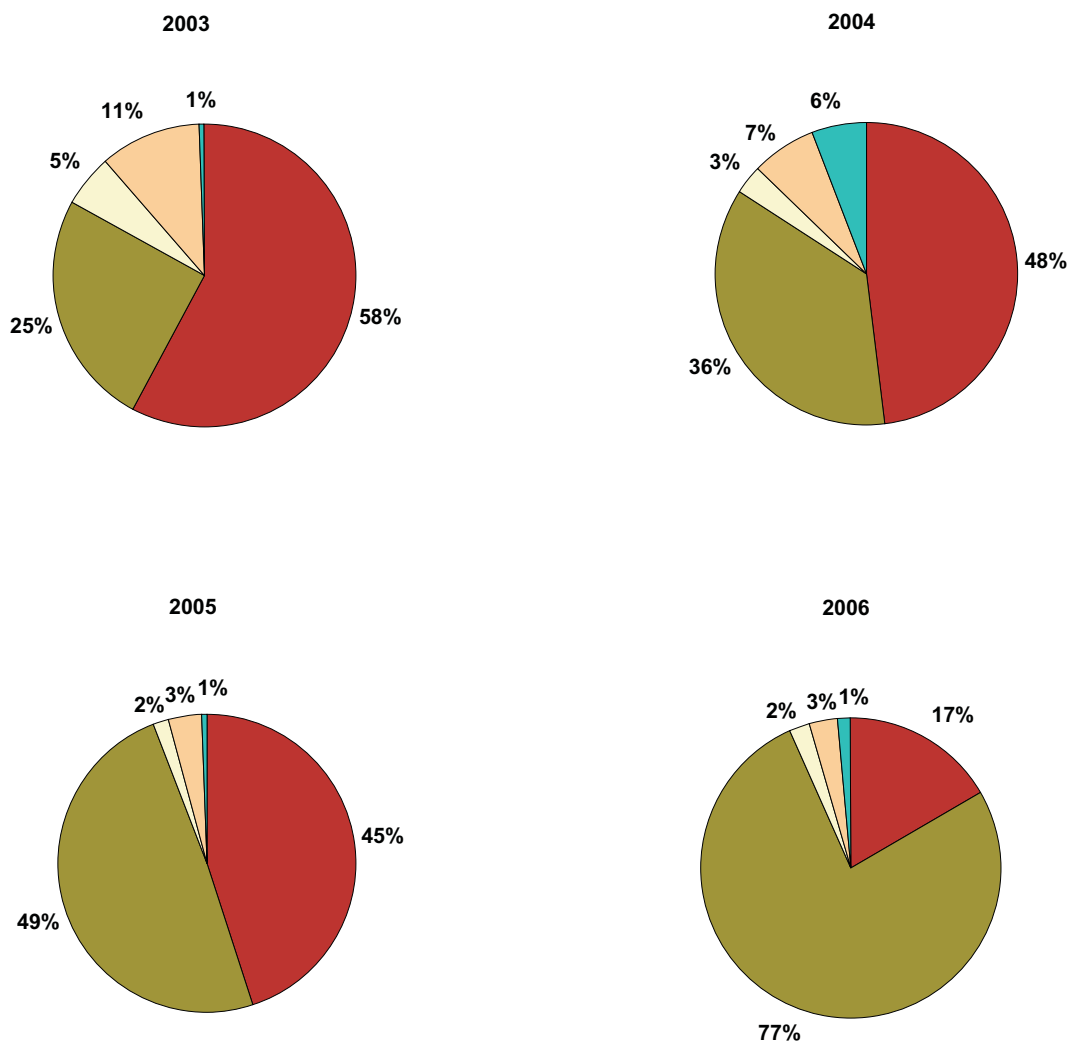


## *Figures*

**Figure 1.1 Outcomes of relevant court proceedings commenced (as of October 2007) for Homicide Offences, 2003-2006**



**Figure 1.2 Outcomes of relevant court proceedings commenced (as of October 2007) for Sexual Offences, 2003-2006**



Selected Recorded Incidents (as of October 2007) and Relevant Convictions, 2003-2006

Figure 2.1 Homicide Offences

No. of cases

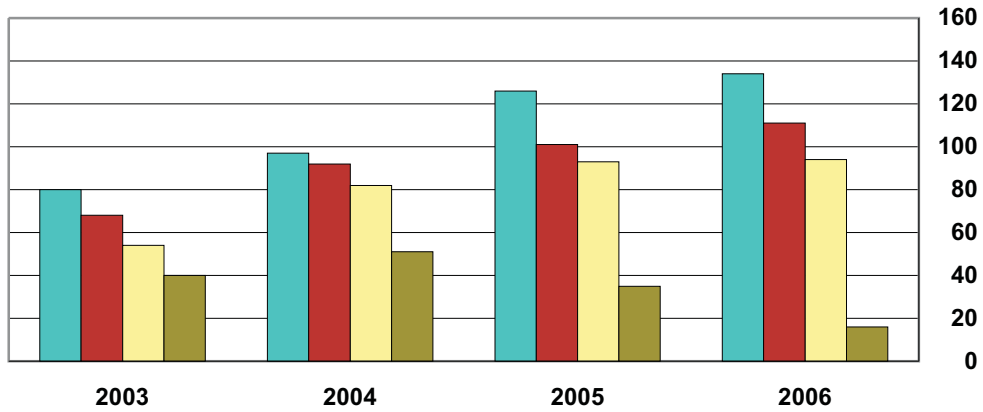


Figure 2.2 Sexual Offences

No. of cases

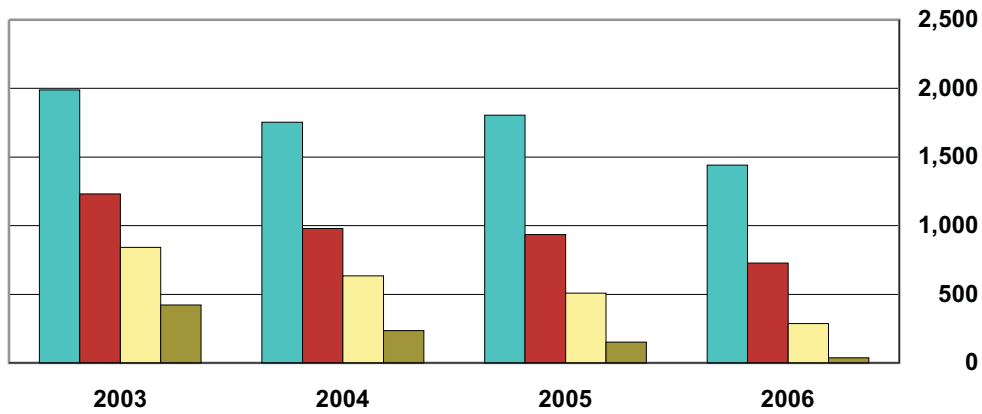
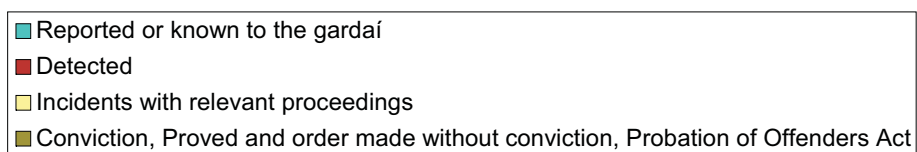
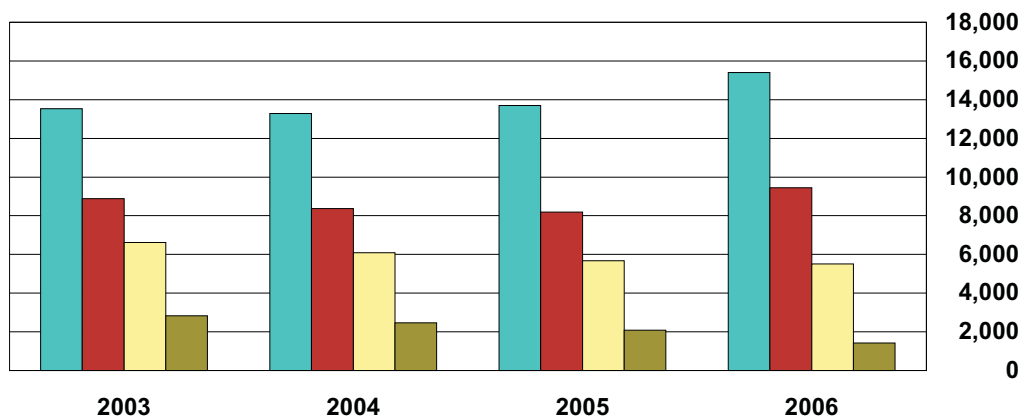


Figure 2.3 Attempts/Threats to Murder, Assaults, Harassments and Related Offences

No. of cases





Selected Recorded Incidents (as of October 2007) by City, 2003-2006

Figure 3.1 Controlled Drug Offences

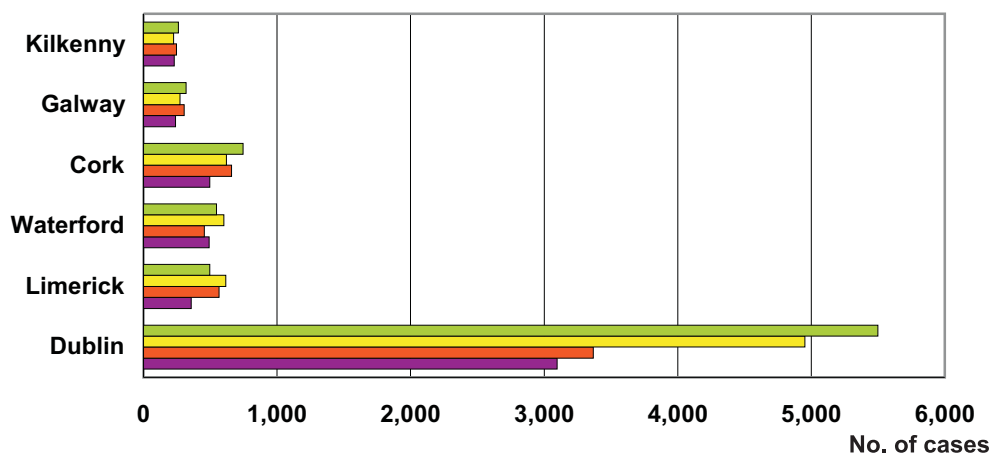


Figure 3.2 Attempts/Threats to Murder, Assaults, Harassments and Related offences

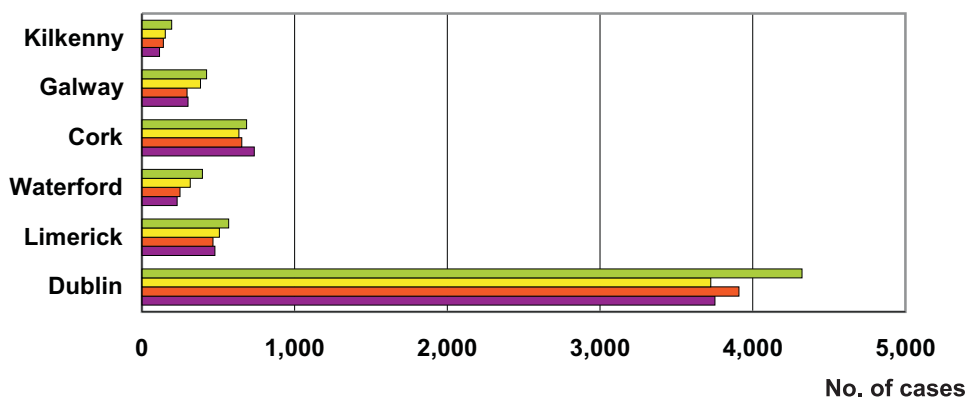
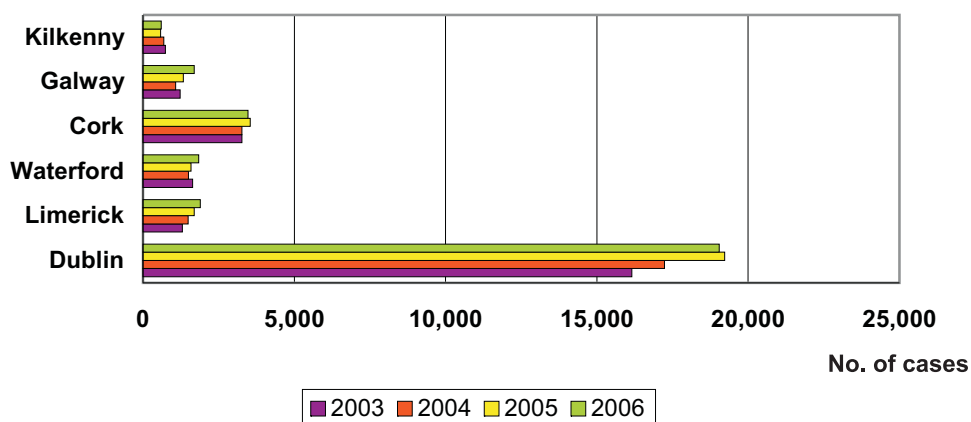


Figure 3.3 Public Order and other Social Code Offences



Rate of Recorded Incidents, per head of population, 2006

Figure 4.1 Homicide Offences, per 100,000 population

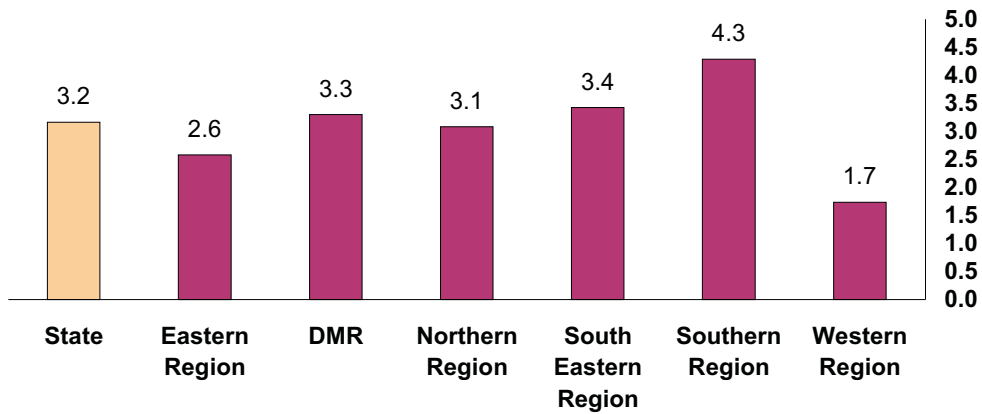


Figure 4.2 Sexual Offences, per 1,000 population

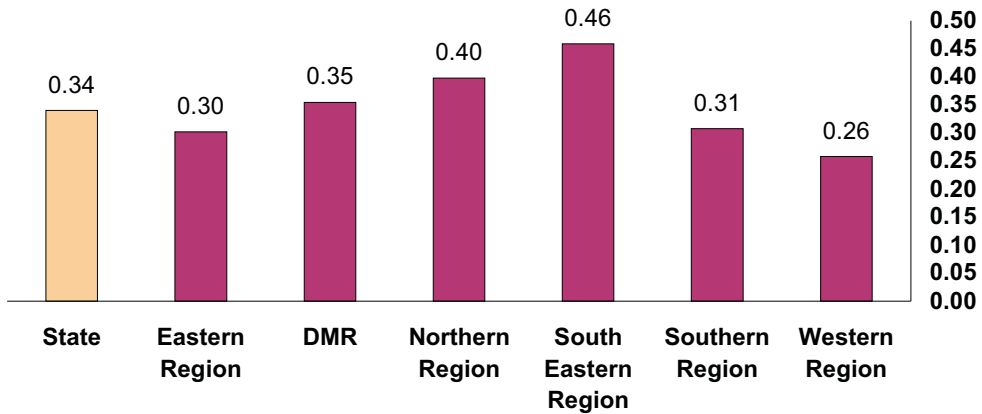
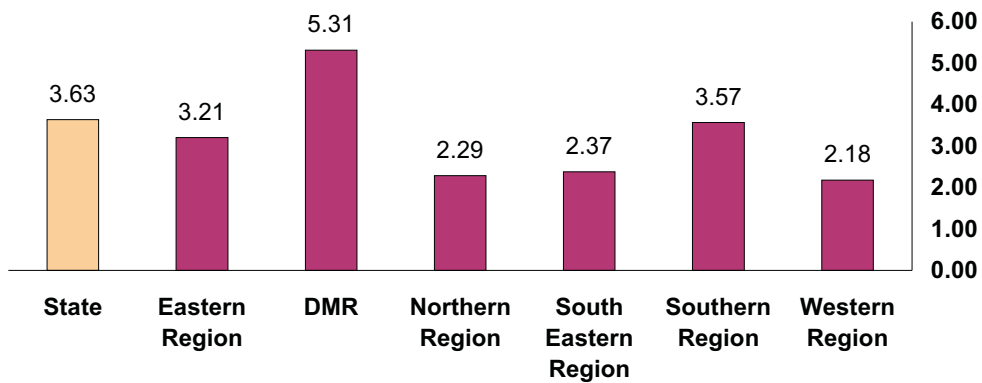


Figure 4.3 Attempts/Threats to Murder, Assaults, Harassments and Related Offences, per 1,000 population



Rate of Recorded Incidents, per head of population, 2006

Figure 4.4 Controlled Drug Offences, per 1,000 population

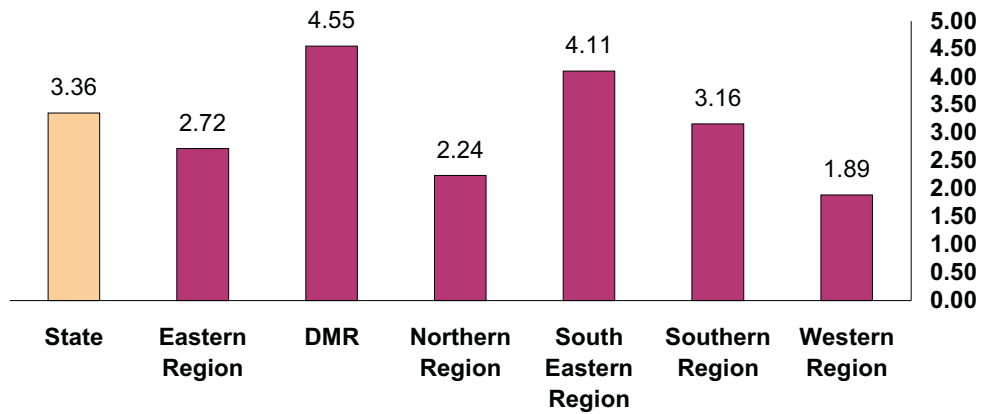


Figure 4.5 Weapons and Explosives Offences, per 1,000 population

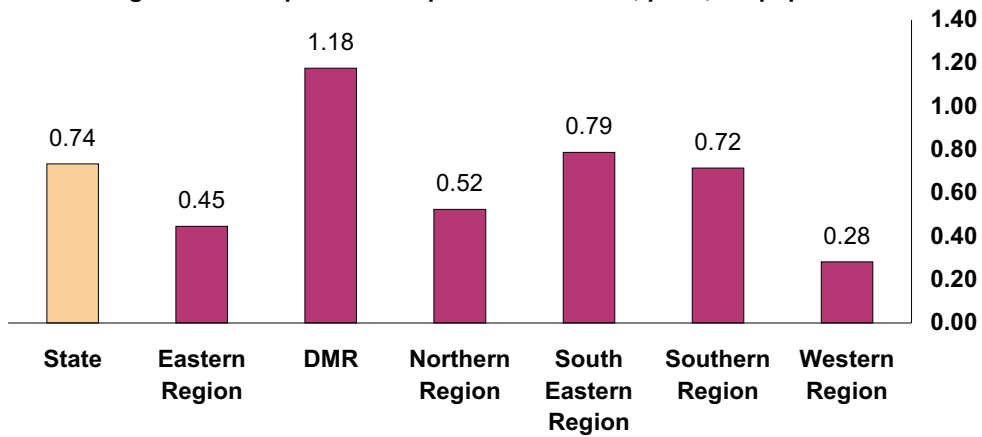
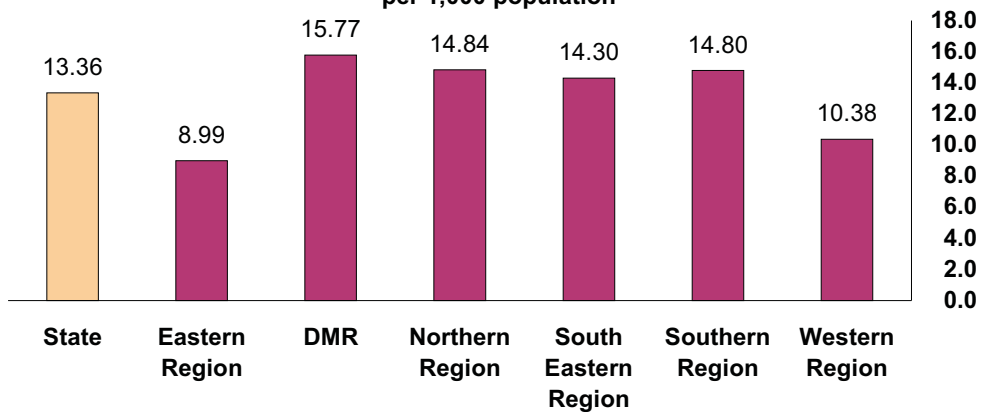


Figure 4.6 Public Order and other Social Code Offences, per 1,000 population



Rate of Recorded Incidents, per head of population, 2006

Figure 4.7 Robbery, Extortion and Highjacking Offences, per 1,000 population

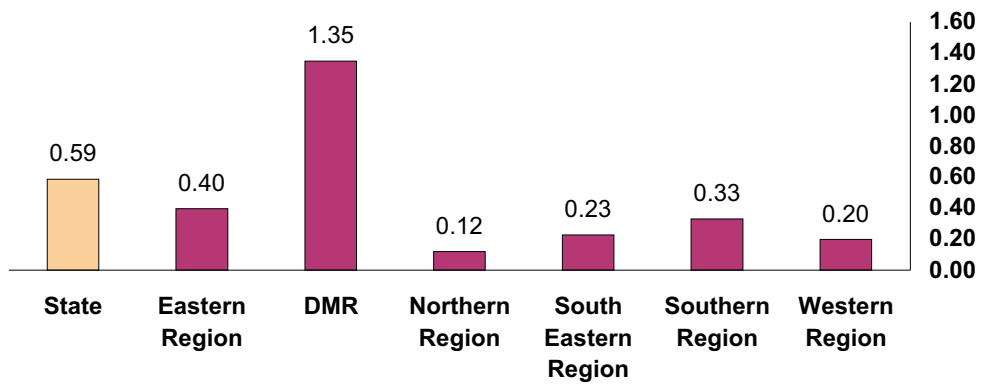


Figure 4.8 Burglary and Related Offences, per 1,000 population

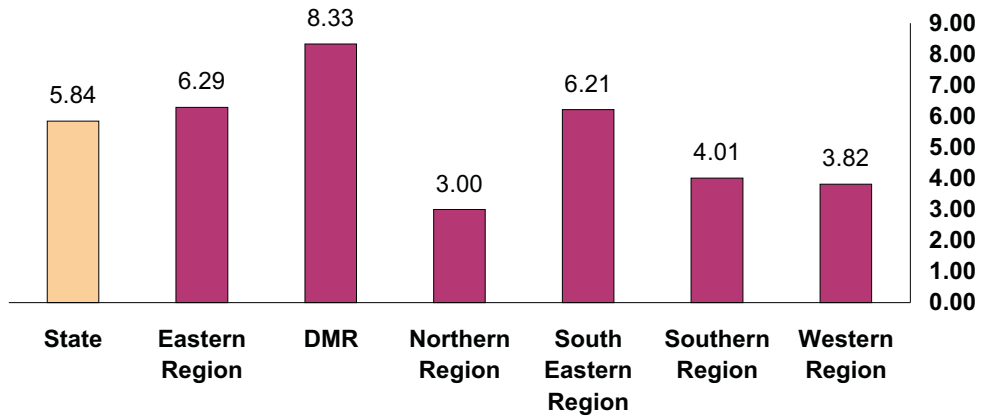
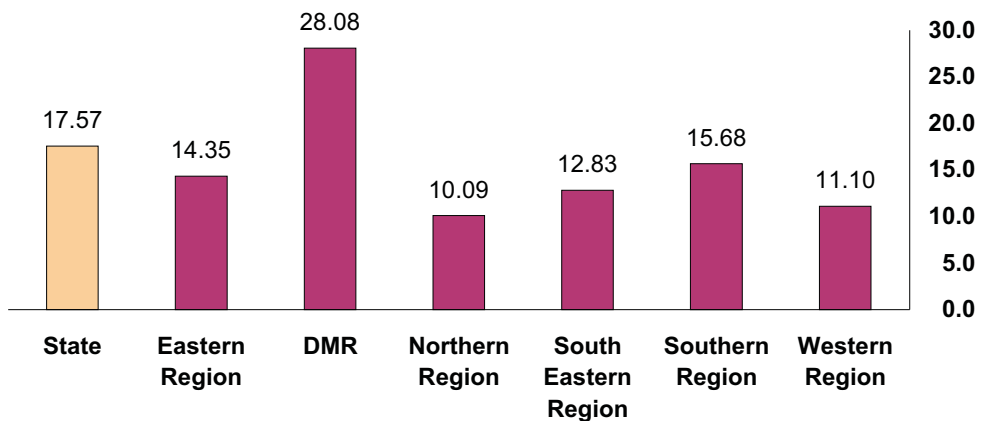
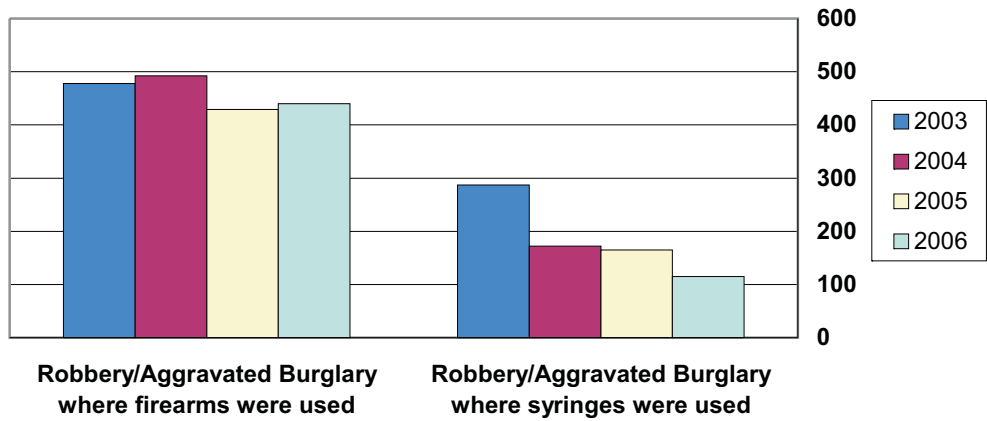


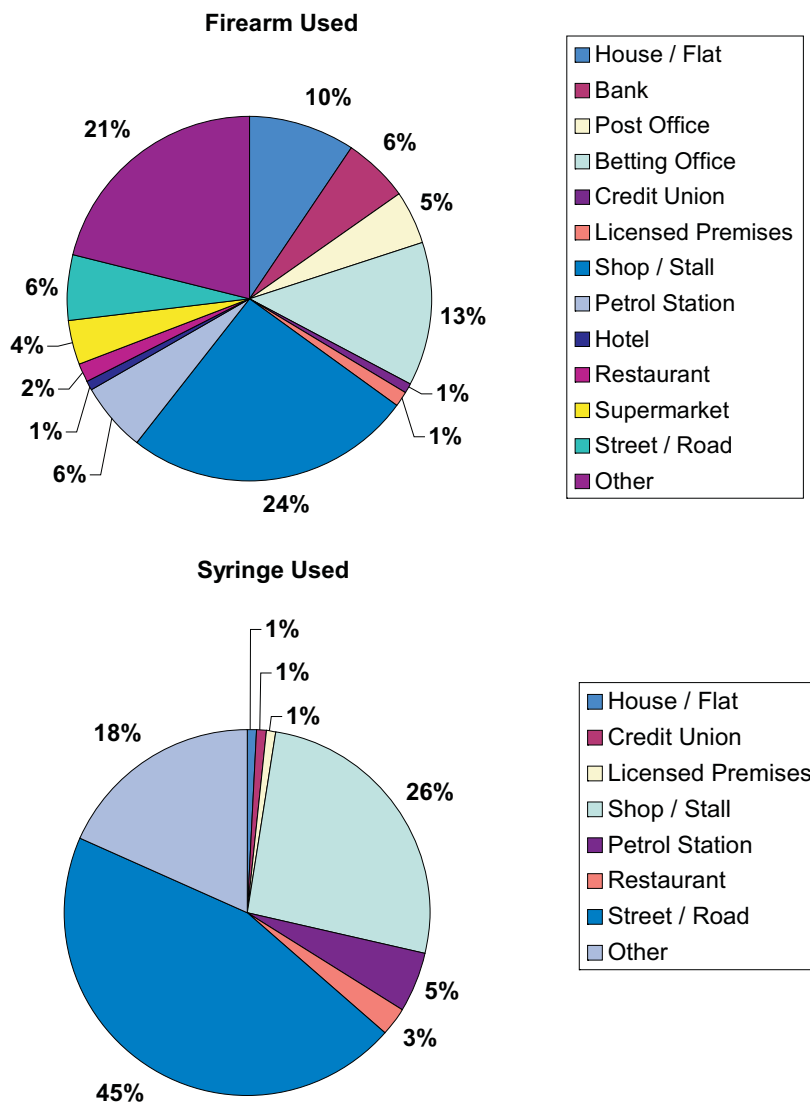
Figure 4.9 Theft and Related Offences, per 1,000 population



**Figure 5 Number of Robbery and Aggravated Burglary Incidents where firearms/syringes were used, 2006**



**Figure 6 Location of Robbery and Aggravated Burglary Incidents where firearms/syringes were used, 2006**





# *Chapter 1*

## *Crime Incidents Recorded, Incidents Detected, Proceedings and Outcomes*

### **1.1 Description of Tables**

Tables 1.1a-1.1d give details of the numbers of incidents recorded, detected with their associated relevant proceedings and court outcomes for the years 2003-2006.

Issues around the detection status for crime incidents are outlined in Section A4. Related and other issues regarding proceedings are discussed in Section A5.

Tables 1.2a-1.2d give similar details to the above. However, for these tables the proceedings given relate to any proceedings and not relevant proceedings. See Section A5.

**Table 1.1a Incidents recorded, those detected, those with relevant proceedings, outcomes 2003**

	Recorded	Detected	With relevant proceedings	Conviction*	Pending (incl. Appeals allowed)	Non-Conviction
<b>01 Homicide Offences</b>	<b>80</b>	<b>68</b>	<b>54</b>	<b>40</b>	<b>2</b>	<b>9</b>
<b>011 Murder/Manslaughter/Infanticide</b>	<b>51</b>	<b>39</b>	<b>30</b>	<b>25</b>	<b>0</b>	<b>4</b>
0111 Murder	37	25	16	13	0	2
0112 Manslaughter	14	14	14	12	0	2
0113 Infanticide	0	0	0	0	0	0
<b>012 Dangerous Driving Leading to Death</b>	<b>29</b>	<b>29</b>	<b>24</b>	<b>15</b>	<b>2</b>	<b>5</b>
0121 Manslaughter (traffic fatality)	1	1	1	1	0	0
0122 Dangerous driving causing death	28	28	23	14	2	5
<b>02 Sexual Offences</b>	<b>1,989</b>	<b>1,231</b>	<b>842</b>	<b>422</b>	<b>186</b>	<b>124</b>
<b>021 Rape and Sexual Assault</b>	<b>1,874</b>	<b>1,136</b>	<b>776</b>	<b>391</b>	<b>179</b>	<b>118</b>
0211 Rape of a male or female	328	144	66	32	16	13
0212 Defilement of a boy or girl less than 17 years old	148	101	53	25	16	7
0213 Sexual offence involving mentally impaired person	23	8	1	0	0	0
0214 Aggravated sexual assault	11	4	3	3	0	0
0215 Sexual assault (not aggravated)	1,364	879	653	331	147	98
<b>022 Other Sexual Offences</b>	<b>115</b>	<b>95</b>	<b>66</b>	<b>31</b>	<b>7</b>	<b>6</b>
0221 Incest	6	5	1	1	0	0
0222 Child pornography offences	74	62	54	23	4	5
0223 Child pornography - obstruction of warrant	1	0	0	0	0	0
0224 Gross indecency	34	28	11	7	3	1
<b>03 Attempts/Threats to Murder, Assaults, Harassments and Related offences</b>	<b>13,534</b>	<b>8,888</b>	<b>6,616</b>	<b>2,824</b>	<b>1,091</b>	<b>1,907</b>
<b>031 Attempts/Threats to Murder</b>	<b>47</b>	<b>33</b>	<b>26</b>	<b>9</b>	<b>4</b>	<b>12</b>
0311 Murder-attempt	5	0	0	0	0	0
0312 Murder-threat	42	33	26	9	4	12
<b>032 Assaults</b>	<b>12,431</b>	<b>8,327</b>	<b>6,245</b>	<b>2,673</b>	<b>993</b>	<b>1,824</b>
0321 Assault causing harm	3,942	2,750	2,130	983	369	559
0322 Poisoning	1	0	0	0	0	0
0323 Assault or obstruction of Garda/official, resisting arrest	240	235	190	98	33	34
0324 Minor assault	8,248	5,342	3,925	1,592	591	1,231
<b>033 Harassment and Related Offences</b>	<b>1,056</b>	<b>528</b>	<b>345</b>	<b>142</b>	<b>94</b>	<b>71</b>
0331 Harassment, stalking, threats	427	275	183	83	30	42
0332 Coercion	4	2	2	1	0	1
0333 Menacing phone calls	601	237	152	55	63	24
0334 Incitement to hatred offences	18	12	8	3	1	4
0335 Demanding payment of debt causing alarm	6	2	0	0	0	0

\* includes Conviction, Proved and order made without conviction, Probation of Offenders Act

Continued . . .



**Table 1.1a Incidents recorded, those detected, those with relevant proceedings, outcomes 2003, continued**

	Recorded	Detected	With relevant proceedings	Conviction*	Pending (incl. Appeals allowed)	Non-Conviction
<b>04 Dangerous or Negligent Acts</b>	<b>177,883</b>	<b>176,681</b>	<b>50,926</b>	<b>9,584</b>	<b>1,559</b>	<b>2,702</b>
<b>041 Dangerous or Negligent Operation of a Vehicle</b>	<b>177,500</b>	<b>176,412</b>	<b>50,803</b>	<b>9,524</b>	<b>1,542</b>	<b>2,681</b>
0411 Dangerous driving causing serious bodily harm	20	18	17	11	1	4
0412 Driving/In charge of a vehicle while over legal alcohol limit	11,490	11,013	9,858	6,526	1,105	1,274
0413 Driving/In charge of a vehicle under the influence of drugs	77	76	51	26	5	13
0414 Dangerous/careless driving and motorway offences	4,331	3,761	3,093	1,658	359	650
0415 Speeding	161,582	161,544	37,784	1,303	72	740
<b>042 Other Dangerous or Negligent Acts</b>	<b>383</b>	<b>269</b>	<b>123</b>	<b>60</b>	<b>17</b>	<b>21</b>
0421 Endangerment with potential for serious harm/death	51	40	29	16	3	6
0422 Abandoning a child, child neglect and cruelty	179	106	34	20	6	4
0423 Unseaworthy/Dangerous use of boat or ship	N/A	N/A	N/A	N/A	N/A	N/A
0424 False alarm/Interference with aircraft or air transport facilities	12	10	0	0	0	0
0425 Endangering traffic offences	141	113	60	24	8	11
<b>05 Kidnapping and Related Offences</b>	<b>97</b>	<b>43</b>	<b>19</b>	<b>8</b>	<b>5</b>	<b>5</b>
<b>051 False Imprisonment, Abduction</b>	<b>97</b>	<b>43</b>	<b>19</b>	<b>8</b>	<b>5</b>	<b>5</b>
0511 False Imprisonment	52	32	18	7	5	5
0512 Abduction of person under 16 years of age	45	11	1	1	0	0
<b>06 Robbery, Extortion and highjacking offences</b>	<b>2,916</b>	<b>996</b>	<b>740</b>	<b>494</b>	<b>165</b>	<b>49</b>
<b>061 Robbery</b>	<b>2,803</b>	<b>951</b>	<b>712</b>	<b>475</b>	<b>160</b>	<b>48</b>
0611 Robbery of an establishment or institution	1,031	362	284	192	67	16
0612 Robbery of cash or goods in transit	53	10	7	5	1	0
0613 Robbery from the person	1,719	579	421	278	92	32
<b>062 Extortion offences</b>	<b>21</b>	<b>14</b>	<b>6</b>	<b>2</b>	<b>3</b>	<b>0</b>
0621 Blackmail or extortion	21	14	6	2	3	0
<b>063 Hijacking Offences</b>	<b>92</b>	<b>31</b>	<b>22</b>	<b>17</b>	<b>2</b>	<b>1</b>
0631 Carjacking, highjacking/unlawful seizure of of aircraft/vessel	92	31	22	17	2	1
<b>07 Burglary and Related offences</b>	<b>25,756</b>	<b>4,658</b>	<b>3,056</b>	<b>1,862</b>	<b>593</b>	<b>341</b>
<b>071 Burglary</b>	<b>25,756</b>	<b>4,658</b>	<b>3,056</b>	<b>1,862</b>	<b>593</b>	<b>341</b>
0711 Aggravated burglary	327	92	72	49	14	5
0712 Burglary (not aggravated)	25,208	4,356	2,822	1,737	538	303
0713 Possession of an article (with intent to burgle, steal, demand)	221	210	162	76	41	33
<b>08 Theft and Related Offences</b>	<b>73,441</b>	<b>23,157</b>	<b>15,554</b>	<b>8,095</b>	<b>3,539</b>	<b>2,077</b>
<b>081 Theft/Taking of Vehicle and Related offences</b>	<b>13,152</b>	<b>2,064</b>	<b>1,508</b>	<b>865</b>	<b>313</b>	<b>206</b>
0811 Theft/Unauthorised taking of vehicle.	12,463	1,577	1,143	674	228	142
0812 Interfering with vehicle (with intent to steal item or vehicle)	689	487	365	191	85	64
<b>082 Theft (not vehicle)</b>	<b>58,756</b>	<b>19,560</b>	<b>12,943</b>	<b>6,729</b>	<b>2,932</b>	<b>1,677</b>
0821 Theft from person	6,661	1,193	764	406	204	97
0822 Theft from shop	15,694	12,413	8,823	4,568	2,038	1,053
0823 Theft from vehicle	12,963	1,294	683	361	170	85
0824 Theft/Unauthorised taking of a pedal cycle	2,942	184	77	37	12	17
0826 Theft of, or interference with mail	86	25	1	1	-	0
0827 Theft of other property	20,410	4,451	2,595	1,356	508	425
<b>083 Handling Stolen Property</b>	<b>1,533</b>	<b>1,533</b>	<b>1,103</b>	<b>501</b>	<b>294</b>	<b>194</b>
0831 Handling or possession of stolen property	1,533	1,533	1,103	501	294	194

\* includes Conviction, Proved and order made without conviction, Probation of Offenders Act

Continued . . .

**Table 1.1a Incidents recorded, those detected, those with relevant proceedings, outcomes 2003, continued**

	Recorded	Detected	With relevant proceedings	Conviction*	Pending (incl. Appeals allowed)	Non-Conviction
<b>09 Fraud, deception and Related Offences</b>	<b>4,147</b>	<b>2,667</b>	<b>1,954</b>	<b>997</b>	<b>497</b>	<b>209</b>
<b>091 Fraud, Forgery and False Instrument Offences</b>	<b>3,796</b>	<b>2,494</b>	<b>1,848</b>	<b>937</b>	<b>469</b>	<b>204</b>
0911 Fraud, deception, false pretence offences	2,299	1,312	951	504	224	104
0912 Forging an instrument to defraud	1,333	1,043	778	359	233	86
0913 Possession of an article for use in fraud, deception or extortion	118	94	75	37	8	13
0914 Falsification of accounts	8	7	7	6	0	1
0915 Offences under the Companies Act	38	38	37	31	4	0
0916 Offences under the Investment Intermediaries Act	0	0	0	0	0	0
0917 Offences under the Stock Exchange Act	0	0	0	0	0	0
<b>092 Other fraud</b>	<b>84</b>	<b>76</b>	<b>40</b>	<b>25</b>	<b>12</b>	<b>1</b>
0921 Money laundering	15	14	2	2	0	0
0922 Embezzlement	47	42	20	9	10	0
0923 Fraud against the European Union	0	0	0	0	0	0
0924 Importation/Sale/Supply of tobacco offences	22	20	18	14	2	1
<b>093 Counterfeiting Currency and Related Offences</b>	<b>261</b>	<b>92</b>	<b>64</b>	<b>35</b>	<b>14</b>	<b>4</b>
0931 Counterfeiting notes and coins	261	92	64	35	14	4
<b>094 Corruption</b>	<b>6</b>	<b>5</b>	<b>2</b>	<b>0</b>	<b>2</b>	<b>0</b>
0941 Corruption (involving public office holder)	6	5	2	0	2	0
<b>10 Controlled Drug Offences</b>	<b>9,258</b>	<b>8,737</b>	<b>5,324</b>	<b>2,976</b>	<b>685</b>	<b>723</b>
<b>101 Importation / Manufacture of Drugs</b>	<b>108</b>	<b>102</b>	<b>74</b>	<b>51</b>	<b>5</b>	<b>6</b>
1011 Importation of drugs	36	30	24	16	4	1
1012 Cultivation or manufacture of drugs	72	72	50	35	1	5
<b>102 Possession of Drugs</b>	<b>8,774</b>	<b>8,273</b>	<b>4,991</b>	<b>2,812</b>	<b>629</b>	<b>664</b>
1021 Possession of drugs for sale or supply	2,322	2,322	1,715	1,028	305	170
1022 Possession of drugs for personal use	6,452	5,951	3,276	1,784	324	494
<b>103 Other Drug Offences</b>	<b>376</b>	<b>362</b>	<b>259</b>	<b>113</b>	<b>51</b>	<b>53</b>
1031 Forged or altered prescription offences	74	74	51	22	17	4
1032 Obstruction under the Drugs Act	302	288	208	91	34	49
<b>11 Weapons and Explosives Offences</b>	<b>1,919</b>	<b>1,651</b>	<b>1,087</b>	<b>567</b>	<b>216</b>	<b>184</b>
<b>111 Explosives, Chemical Weapons Offences</b>	<b>52</b>	<b>43</b>	<b>9</b>	<b>6</b>	<b>0</b>	<b>3</b>
1111 Causing an explosion	1	0	0	0	0	0
1112 Making of explosives	1	1	0	0	0	0
1113 Possession of explosives	50	42	9	6	0	3
1114 Chemical weapons offences	0	0	0	0	0	0
<b>112 Firearms Offences</b>	<b>584</b>	<b>371</b>	<b>201</b>	<b>120</b>	<b>29</b>	<b>29</b>
1121 Discharging a firearm	211	72	41	17	10	7
1122 Possession of a firearm	373	299	160	103	19	22
<b>113 Offensive Weapons Offences (NEC)</b>	<b>1,283</b>	<b>1,237</b>	<b>877</b>	<b>441</b>	<b>187</b>	<b>152</b>
1131 Possession of offensive weapons (not firearms)	1,283	1,237	877	441	187	152
<b>114 Fireworks Offences</b>	<b>N/A</b>	<b>N/A</b>	<b>N/A</b>	<b>N/A</b>	<b>N/A</b>	<b>N/A</b>
1141 Fireworks Offences (for sale, igniting etc.)	N/A	N/A	N/A	N/A	N/A	N/A
<b>12 Damage to Property and to the Environment</b>	<b>34,035</b>	<b>7,217</b>	<b>4,453</b>	<b>2,273</b>	<b>794</b>	<b>888</b>
<b>121 Criminal Damage</b>	<b>33,948</b>	<b>7,149</b>	<b>4,399</b>	<b>2,247</b>	<b>789</b>	<b>882</b>
1211 Arson	1,419	245	147	83	32	20
1212 Criminal damage (not arson)	32,529	6,904	4,252	2,164	757	862
<b>122 Environmental Damage</b>	<b>87</b>	<b>68</b>	<b>54</b>	<b>26</b>	<b>5</b>	<b>6</b>
1221 Litter offences	87	68	54	26	5	6

\* includes Conviction, Proved and order made without conviction, Probation of Offenders Act

Continued . . .

**Table 1.1a Incidents recorded, those detected, those with relevant proceedings, outcomes 2003, continued**

	Recorded	Detected	With relevant proceedings	Conviction*	Pending (incl. Appeals allowed)	Non-Conviction
<b>13 Public Order and other Social Code Offences</b>	<b>45,166</b>	<b>40,731</b>	<b>27,591</b>	<b>15,398</b>	<b>3,900</b>	<b>3,828</b>
<b>131 Disorderly Conduct</b>	<b>37,673</b>	<b>35,933</b>	<b>24,533</b>	<b>13,820</b>	<b>3,299</b>	<b>3,353</b>
1311 Affray/Riot/Violent disorder	65	57	43	20	14	6
1312 Public order offences	25,669	24,338	17,173	9,724	2,323	2,397
1313 Drunkenness offences	11,922	11,525	7,311	4,071	962	949
1314 Air rage - disruptive or drunken behaviour on aircraft	17	13	6	5	0	1
<b>132 Trespass Offences</b>	<b>1,438</b>	<b>1,248</b>	<b>739</b>	<b>286</b>	<b>208</b>	<b>174</b>
1321 Forcible entry and occupation (not burglary)	15	5	0	0	0	0
1322 Trespass on lands or enclosed areas	1,423	1,243	739	286	208	174
<b>133 Liquor Licensing Offences</b>	<b>4,363</b>	<b>2,025</b>	<b>1,177</b>	<b>814</b>	<b>49</b>	<b>181</b>
1331 Liquor licensing offences	4,334	2,019	1,174	813	48	180
1332 Registered clubs offences	29	6	3	1	1	1
1333 Special restaurant offences	0	0	0	0	0	0
<b>134 Prostitution Offences</b>	<b>189</b>	<b>177</b>	<b>157</b>	<b>84</b>	<b>50</b>	<b>13</b>
1341 Brothel keeping	6	3	2	1	0	0
1342 Organisation of prostitution	122	115	100	54	29	10
1343 Prostitution, including soliciting etc.	61	59	55	29	21	3
<b>135 Regulated Betting/Money, Collection/Trading Offences</b>	<b>303</b>	<b>288</b>	<b>198</b>	<b>91</b>	<b>26</b>	<b>20</b>
1351 Offences under the Betting Acts	9	6	3	3	0	0
1352 Collecting money without permit, unauthorised collection	18	14	5	2	0	1
1353 Offences under Gaming and Lotteries Acts	7	5	5	3	0	1
1354 Permit/License offences for casual/street trading	269	263	185	83	26	18
<b>136 Social Code Offences (NEC)</b>	<b>1,200</b>	<b>1,060</b>	<b>787</b>	<b>303</b>	<b>268</b>	<b>87</b>
1361 Bestiality	0	0	0	0	0	0
1362 Indecency	233	104	56	28	10	11
1363 Allowing a child (under 16 years) to beg	6	4	2	1	1	0
1364 Bigamy	0	0	0	0	0	0
1365 Begging	961	952	729	274	257	76
<b>14 Road and Traffic Offences (NEC)</b>	<b>202,620</b>	<b>201,054</b>	<b>76,965</b>	<b>14,383</b>	<b>1,984</b>	<b>10,290</b>
<b>141 Driving Licence/Insurance Offences</b>	<b>16,181</b>	<b>15,980</b>	<b>14,419</b>	<b>5,782</b>	<b>898</b>	<b>3,617</b>
1411 Driving licence-failure to have, produce, etc.	1,294	1,257	963	368	45	255
1412 Insurance-failure to have, produce, display, etc.	14,887	14,723	13,456	5,414	853	3,362
<b>142 Tax/Registration Offences</b>	<b>53,801</b>	<b>53,702</b>	<b>17,299</b>	<b>1,314</b>	<b>82</b>	<b>938</b>
1421 No tax, non-display of tax, unregistered vehicle etc.	53,790	53,692	17,290	1,311	82	934
1422 Misuse of Trade Licence	11	10	9	3	0	4
<b>143 Roadworthiness/Regulatory Offences</b>	<b>131,401</b>	<b>130,181</b>	<b>44,321</b>	<b>6,844</b>	<b>968</b>	<b>5,544</b>
1431 Misuse of trailers, weight and other offences	489	476	418	171	12	119
1432 Obstruction under Road Traffic Acts	163	91	70	26	4	16
1433 Other road offences	130,749	129,614	43,833	6,647	952	5,409
<b>144 Road Transport/Public Service Vehicles Offences</b>	<b>1,237</b>	<b>1,191</b>	<b>926</b>	<b>443</b>	<b>36</b>	<b>191</b>
1441 Road Transport - carriage of goods offences	779	762	581	236	23	146
1442 Public Service Vehicle offences	458	429	345	207	13	45
1443 Light rail offences (Luas)	N/A	N/A	N/A	N/A	N/A	N/A

\* includes Conviction, Proved and order made without conviction, Probation of Offenders Act

Continued . . .

**Table 1.1a Incidents recorded, those detected, those with relevant proceedings, outcomes 2003, continued**

	Recorded	Detected	With relevant proceedings	Conviction*	Pending (incl. Appeals allowed)	Non-Conviction
<b>15 Offences against Government, Justice Procedures and Organisation of Crime</b>	<b>6,837</b>	<b>6,735</b>	<b>4,295</b>	<b>1,764</b>	<b>1,086</b>	<b>865</b>
<b>151 Offences Against Government and its agents</b>	<b>200</b>	<b>155</b>	<b>53</b>	<b>24</b>	<b>18</b>	<b>10</b>
1511 Treason	0	0	0	0	0	0
1512 Breaches of Offences against the State Acts	70	50	11	5	6	0
1513 Breaches of Official Secrets Act	1	1	1	0	0	1
1514 Impersonating member of An Garda Síochána	4	2	1	0	0	1
1515 Electoral offences including personation	0	0	0	0	0	0
1516 Public mischief-annoying phone calls and wasting police time	112	89	35	16	12	7
1517 Criminal Assets Bureau offences	1	1	1	1	0	0
1518 Non compliance with Garda direction	12	12	4	2	0	1
<b>152 Organisation of Crime and Conspiracy to Commit Crime</b>	<b>11</b>	<b>5</b>	<b>0</b>	<b>0</b>	<b>0</b>	<b>0</b>
1521 Criminal organisation offences (organised crime)	N/A	N/A	N/A	N/A	N/A	N/A
1522 Conspiracy to commit a crime	11	5	0	0	0	0
<b>153 Perverting the Course of justice</b>	<b>248</b>	<b>213</b>	<b>10</b>	<b>4</b>	<b>2</b>	<b>2</b>
1531 Perjury	2	2	0	0	0	0
1532 Interfering with a jury (embracery)	1	1	1	1	0	0
1533 Assisting offenders	0	0	0	0	0	0
1534 Public mischief, pervert course of justice, conceal offence	245	210	9	3	2	2
<b>154 Offences while in Custody and Related offences</b>	<b>106</b>	<b>90</b>	<b>31</b>	<b>16</b>	<b>4</b>	<b>8</b>
1541 Escape or help to escape from custody	106	90	31	16	4	8
1542 Prison offences	N/A	N/A	N/A	N/A	N/A	N/A
<b>155 Breach of Justice/Court Order</b>	<b>6,272</b>	<b>6,272</b>	<b>4,201</b>	<b>1,720</b>	<b>1,062</b>	<b>845</b>
1551 Breach of Domestic Violence Order (protection, safety, barring)	1,426	1,426	1,258	464	197	509
1552 Breach of bail	2,951	2,951	2,316	989	706	255
1553 Failure to comply under Sex Offenders Act	0	0	0	0	0	0
1554 Breach of Order under Family Law Act	53	53	2	0	0	0
1555 Other failure to comply with court order, jury summons, warrant etc.	1,842	1,842	625	267	159	81
<b>16 Offences Not Elsewhere Classified</b>	<b>1,759</b>	<b>1,223</b>	<b>736</b>	<b>331</b>	<b>124</b>	<b>173</b>
<b>161 Importation/Control/Welfare of Animals offences</b>	<b>755</b>	<b>337</b>	<b>254</b>	<b>148</b>	<b>17</b>	<b>55</b>
1611 Illegal importation of animals	35	35	34	11	1	20
1612 Control of horses offences	113	22	14	7	2	3
1613 Dog ownership offences (licence, control etc)	341	126	77	49	4	11
1614 Offences against animals	266	154	129	81	10	21
<b>162 Fisheries/Maritime Offences</b>	<b>55</b>	<b>51</b>	<b>19</b>	<b>4</b>	<b>2</b>	<b>1</b>
1621 Breaches of EU fishing quota and related EU regulation	55	51	19	4	2	1
1622 Merchant shipping / Maritime safety offences	N/A	N/A	N/A	N/A	N/A	N/A
<b>163 Use of Data, Electronic Counterfeit and Broadcasting</b>	<b>59</b>	<b>46</b>	<b>15</b>	<b>3</b>	<b>2</b>	<b>2</b>
1631 Unauthorised accessing of data	10	5	5	0	0	0
1632 Recording, possession or distribution of counterfeit material	30	27	0	0	0	0
1633 Unauthorised broadcasting and illegal signal reception	19	14	10	3	2	2
<b>164 Miscellaneous Offences</b>	<b>890</b>	<b>789</b>	<b>448</b>	<b>176</b>	<b>103</b>	<b>115</b>
1641 Abortion	0	0	0	0	0	0
1642 Procuring or assisting in abortion	0	0	0	0	0	0
1643 Concealment of birth	0	0	0	0	0	0
1644 Destroying / Disposing of a dead body	0	0	0	0	0	0
1645 Pawnbroking offences	0	0	0	0	0	0
1646 Offences in connection with rail travel	40	34	15	5	2	5
1647 Employment permit offences (relating to non-Irish national)	21	21	15	5	1	3
1648 Immigration offences/carrier liability	829	734	418	166	100	107

\* includes Conviction, Proved and order made without conviction, Probation of Offenders Act

**Table 1.1b Incidents recorded, those detected, those with relevant proceedings, outcomes 2004**

	Recorded	Detected	With relevant proceedings	Conviction*	Pending (incl. Appeals allowed)	Non-Conviction
<b>01 Homicide Offences</b>	<b>97</b>	<b>92</b>	<b>82</b>	<b>51</b>	<b>8</b>	<b>12</b>
<b>011 Murder/Manslaughter/Infanticide</b>	<b>45</b>	<b>40</b>	<b>34</b>	<b>25</b>	<b>2</b>	<b>4</b>
0111 Murder	31	26	21	15	2	1
0112 Manslaughter	14	14	13	10	0	3
0113 Infanticide	0	0	0	0	0	0
<b>012 Dangerous Driving Leading to Death</b>	<b>52</b>	<b>52</b>	<b>48</b>	<b>26</b>	<b>6</b>	<b>8</b>
0121 Manslaughter (traffic fatality)	1	1	1	1	0	0
0122 Dangerous driving causing death	51	51	47	25	6	8
<b>02 Sexual Offences</b>	<b>1,754</b>	<b>979</b>	<b>634</b>	<b>235</b>	<b>176</b>	<b>77</b>
<b>021 Rape and Sexual Assault</b>	<b>1,674</b>	<b>919</b>	<b>593</b>	<b>212</b>	<b>162</b>	<b>75</b>
0211 Rape of a male or female	410	166	73	27	26	8
0212 Defilement of a boy or girl less than 17 years old	137	80	47	7	7	12
0213 Sexual offence involving mentally impaired person	13	6	2	0	1	0
0214 Aggravated sexual assault	14	3	3	2	1	0
0215 Sexual assault (not aggravated)	1,100	664	468	176	127	55
<b>022 Other Sexual Offences</b>	<b>80</b>	<b>60</b>	<b>41</b>	<b>23</b>	<b>14</b>	<b>2</b>
0221 Incest	6	6	0	0	0	0
0222 Child pornography offences	62	44	39	22	14	2
0223 Child pornography - obstruction of warrant	0	0	0	0	0	0
0224 Gross indecency	12	10	2	1	0	0
<b>03 Attempts/Threats to Murder, Assaults, Harassments and Related offences</b>	<b>13,281</b>	<b>8,375</b>	<b>6,080</b>	<b>2,466</b>	<b>950</b>	<b>1,752</b>
<b>031 Attempts/Threats to Murder</b>	<b>49</b>	<b>36</b>	<b>27</b>	<b>11</b>	<b>4</b>	<b>11</b>
0311 Murder-attempt	1	0	0	0	0	0
0312 Murder-threat	48	36	27	11	4	11
<b>032 Assaults</b>	<b>12,257</b>	<b>7,898</b>	<b>5,820</b>	<b>2,349</b>	<b>915</b>	<b>1,700</b>
0321 Assault causing harm	3,893	2,613	2,047	887	361	526
0322 Poisoning	2	0	0	0	0	0
0323 Assault or obstruction of Garda/official, resisting arrest	203	194	147	80	28	21
0324 Minor assault	8,159	5,091	3,626	1,382	526	1,153
<b>033 Harassment and Related Offences</b>	<b>975</b>	<b>441</b>	<b>233</b>	<b>106</b>	<b>31</b>	<b>41</b>
0331 Harassment, stalking, threats	374	244	144	61	24	24
0332 Coercion	9	5	4	0	0	0
0333 Menacing phone calls	566	178	79	42	6	15
0334 Incitement to hatred offences	20	13	6	3	1	2
0335 Demanding payment of debt causing alarm	6	1	0	0	0	0

\* includes Conviction, Proved and order made without conviction, Probation of Offenders Act

Continued . . .

**Table 1.1b Incidents recorded, those detected, those with relevant proceedings, outcomes 2004, continued**

	Recorded	Detected	With relevant proceedings	Conviction*	Pending (incl. Appeals allowed)	Non-Conviction
<b>04 Dangerous or Negligent Acts</b>	<b>210,048</b>	<b>208,560</b>	<b>46,361</b>	<b>9,970</b>	<b>1,524</b>	<b>3,029</b>
<b>041 Dangerous or Negligent Operation of a Vehicle</b>	<b>209,636</b>	<b>208,285</b>	<b>46,232</b>	<b>9,915</b>	<b>1,490</b>	<b>3,009</b>
0411 Dangerous driving causing serious bodily harm	29	29	28	10	8	5
0412 Driving/In charge of a vehicle while over legal alcohol limit	12,169	11,521	10,405	7,245	1,089	1,021
0413 Driving/In charge of a vehicle under the influence of drugs	77	77	51	32	6	6
0414 Dangerous/careless driving and motorway offences	4,884	4,209	3,476	1,990	325	551
0415 Speeding	192,477	192,449	32,272	638	62	1,426
<b>042 Other Dangerous or Negligent Acts</b>	<b>412</b>	<b>275</b>	<b>129</b>	<b>55</b>	<b>34</b>	<b>20</b>
0421 Endangerment with potential for serious harm/death	75	72	53	29	13	6
0422 Abandoning a child, child neglect and cruelty	195	88	14	7	3	4
0423 Unseaworthy/Dangerous use of boat or ship	N/A	N/A	N/A	N/A	N/A	N/A
0424 False alarm/Interference with aircraft or air transport facilities	19	17	5	2	2	1
0425 Endangering traffic offences	123	98	57	17	16	9
<b>05 Kidnapping and Related Offences</b>	<b>75</b>	<b>40</b>	<b>24</b>	<b>12</b>	<b>6</b>	<b>6</b>
<b>051 False Imprisonment, Abduction</b>	<b>75</b>	<b>40</b>	<b>24</b>	<b>12</b>	<b>6</b>	<b>6</b>
0511 False Imprisonment	45	34	21	10	6	5
0512 Abduction of person under 16 years of age	30	6	3	2	0	1
<b>06 Robbery, Extortion and highjacking offences</b>	<b>2,715</b>	<b>998</b>	<b>745</b>	<b>484</b>	<b>153</b>	<b>61</b>
<b>061 Robbery</b>	<b>2,615</b>	<b>964</b>	<b>720</b>	<b>468</b>	<b>145</b>	<b>61</b>
0611 Robbery of an establishment or institution	1,076	449	363	251	68	26
0612 Robbery of cash or goods in transit	61	13	11	7	2	1
0613 Robbery from the person	1,478	502	346	210	75	34
<b>062 Extortion offences</b>	<b>15</b>	<b>7</b>	<b>4</b>	<b>0</b>	<b>4</b>	<b>0</b>
0621 Blackmail or extortion	15	7	4	0	4	0
<b>063 Hijacking Offences</b>	<b>85</b>	<b>27</b>	<b>21</b>	<b>16</b>	<b>4</b>	<b>0</b>
0631 Carjacking, highjacking/unlawful seizure of of aircraft/vessel	85	27	21	16	4	0
<b>07 Burglary and Related offences</b>	<b>24,914</b>	<b>4,256</b>	<b>2,784</b>	<b>1,669</b>	<b>553</b>	<b>247</b>
<b>071 Burglary</b>	<b>24,914</b>	<b>4,256</b>	<b>2,784</b>	<b>1,669</b>	<b>553</b>	<b>247</b>
0711 Aggravated burglary	282	87	67	43	15	6
0712 Burglary (not aggravated)	24,431	3,973	2,574	1,553	503	220
0713 Possession of an article (with intent to burgle, steal, demand)	201	196	143	73	35	21
<b>08 Theft and Related Offences</b>	<b>72,205</b>	<b>22,124</b>	<b>14,240</b>	<b>7,265</b>	<b>3,128</b>	<b>1,884</b>
<b>081 Theft/Taking of Vehicle and Related offences</b>	<b>14,371</b>	<b>2,276</b>	<b>1,699</b>	<b>939</b>	<b>355</b>	<b>233</b>
0811 Theft/Unauthorised taking of vehicle.	13,527	1,731	1,313	754	255	163
0812 Interfering with vehicle (with intent to steal item or vehicle)	844	545	386	185	100	70
<b>082 Theft (not vehicle)</b>	<b>56,271</b>	<b>18,285</b>	<b>11,458</b>	<b>5,791</b>	<b>2,536</b>	<b>1,452</b>
0821 Theft from person	5,712	1,086	654	293	169	136
0822 Theft from shop	14,892	11,736	7,844	3,905	1,744	972
0823 Theft from vehicle	13,217	1,126	617	357	126	58
0824 Theft/Unauthorised taking of a pedal cycle	2,849	176	58	28	11	10
0826 Theft of, or interference with mail	118	27	3	1	0	1
0827 Theft of other property	19,483	4,134	2,282	1,207	486	275
<b>083 Handling Stolen Property</b>	<b>1,563</b>	<b>1,563</b>	<b>1,083</b>	<b>535</b>	<b>237</b>	<b>199</b>
0831 Handling or possession of stolen property	1,563	1,563	1,083	535	237	199

\* includes Conviction, Proved and order made without conviction, Probation of Offenders Act

Continued . . .

**Table 1.1b Incidents recorded, those detected, those with relevant proceedings, outcomes 2004, continued**

	Recorded	Detected	With relevant proceedings	Conviction*	Pending (incl. Appeals allowed)	Non-Conviction
<b>09 Fraud, deception and Related Offences</b>	<b>3,668</b>	<b>2,521</b>	<b>1,689</b>	<b>846</b>	<b>364</b>	<b>218</b>
<b>091 Fraud, Forgery and False Instrument Offences</b>	<b>3,291</b>	<b>2,305</b>	<b>1,532</b>	<b>772</b>	<b>320</b>	<b>206</b>
0911 Fraud, deception, false pretence offences	1,852	1,162	754	378	148	108
0912 Forging an instrument to defraud	1,291	1,014	724	359	168	95
0913 Possession of an article for use in fraud, deception or extortion	80	65	38	24	4	3
0914 Falsification of accounts	56	52	11	10	0	0
0915 Offences under the Companies Act	12	12	5	1	0	0
0916 Offences under the Investment Intermediaries Act	0	0	0	0	0	0
0917 Offences under the Stock Exchange Act	0	0	0	0	0	0
<b>092 Other fraud</b>	<b>110</b>	<b>105</b>	<b>85</b>	<b>24</b>	<b>37</b>	<b>2</b>
0921 Money laundering	30	30	22	14	8	0
0922 Embezzlement	60	55	50	3	24	1
0923 Fraud against the European Union	0	0	0	0	0	0
0924 Importation/Sale/Supply of tobacco offences	20	20	13	7	5	1
<b>093 Counterfeiting Currency and Related Offences</b>	<b>264</b>	<b>108</b>	<b>70</b>	<b>48</b>	<b>7</b>	<b>10</b>
0931 Counterfeiting notes and coins	264	108	70	48	7	10
<b>094 Corruption</b>	<b>3</b>	<b>3</b>	<b>2</b>	<b>2</b>	<b>0</b>	<b>0</b>
0941 Corruption (involving public office holder)	3	3	2	2	0	0
<b>10 Controlled Drug Offences</b>	<b>9,868</b>	<b>9,431</b>	<b>5,798</b>	<b>2,943</b>	<b>725</b>	<b>731</b>
<b>101 Importation / Manufacture of Drugs</b>	<b>74</b>	<b>70</b>	<b>59</b>	<b>40</b>	<b>8</b>	<b>3</b>
1011 Importation of drugs	36	32	27	19	6	1
1012 Cultivation or manufacture of drugs	38	38	32	21	2	2
<b>102 Possession of Drugs</b>	<b>9,334</b>	<b>8,916</b>	<b>5,415</b>	<b>2,738</b>	<b>635</b>	<b>686</b>
1021 Possession of drugs for sale or supply	2,199	2,199	1,654	946	332	120
1022 Possession of drugs for personal use	7,135	6,717	3,761	1,792	303	566
<b>103 Other Drug Offences</b>	<b>460</b>	<b>445</b>	<b>324</b>	<b>165</b>	<b>82</b>	<b>42</b>
1031 Forged or altered prescription offences	127	127	85	53	23	4
1032 Obstruction under the Drugs Act	333	318	239	112	59	38
<b>11 Weapons and Explosives Offences</b>	<b>2,154</b>	<b>1,770</b>	<b>1,179</b>	<b>589</b>	<b>224</b>	<b>215</b>
<b>111 Explosives, Chemical Weapons Offences</b>	<b>65</b>	<b>46</b>	<b>7</b>	<b>2</b>	<b>1</b>	<b>3</b>
1111 Causing an explosion	4	0	0	0	0	0
1112 Making of explosives	1	0	0	0	0	0
1113 Possession of explosives	60	46	7	2	1	3
1114 Chemical weapons offences	0	0	0	0	0	0
<b>112 Firearms Offences</b>	<b>665</b>	<b>362</b>	<b>205</b>	<b>107</b>	<b>29</b>	<b>33</b>
1121 Discharging a firearm	291	71	34	18	7	5
1122 Possession of a firearm	374	291	171	89	22	28
<b>113 Offensive Weapons Offences (NEC)</b>	<b>1,424</b>	<b>1,362</b>	<b>967</b>	<b>480</b>	<b>194</b>	<b>179</b>
1131 Possession of offensive weapons (not firearms)	1,424	1,362	967	480	194	179
<b>114 Fireworks Offences</b>	<b>N/A</b>	<b>N/A</b>	<b>N/A</b>	<b>N/A</b>	<b>N/A</b>	<b>N/A</b>
1141 Fireworks Offences (for sale, igniting etc.)	N/A	N/A	N/A	N/A	N/A	N/A
<b>12 Damage to Property and to the Environment</b>	<b>37,047</b>	<b>6,984</b>	<b>4,096</b>	<b>1,971</b>	<b>792</b>	<b>856</b>
<b>121 Criminal Damage</b>	<b>36,941</b>	<b>6,902</b>	<b>4,037</b>	<b>1,931</b>	<b>789</b>	<b>849</b>
1211 Arson	1,506	240	134	83	27	15
1212 Criminal damage (not arson)	35,435	6,662	3,903	1,848	762	834
<b>122 Environmental Damage</b>	<b>106</b>	<b>82</b>	<b>59</b>	<b>40</b>	<b>3</b>	<b>7</b>
1221 Litter offences	106	82	59	40	3	7

\* includes Conviction, Proved and order made without conviction, Probation of Offenders Act

Continued . . .



**Table 1.1b Incidents recorded, those detected, those with relevant proceedings, outcomes 2004, continued**

	Recorded	Detected	With relevant proceedings	Conviction*	Pending (incl. Appeals allowed)	Non-Conviction
<b>13 Public Order and other Social Code Offences</b>	<b>47,793</b>	<b>41,095</b>	<b>27,110</b>	<b>14,673</b>	<b>3,671</b>	<b>3,674</b>
<b>131 Disorderly Conduct</b>	<b>38,234</b>	<b>36,574</b>	<b>24,474</b>	<b>13,314</b>	<b>3,209</b>	<b>3,226</b>
1311 Affray/Riot/Violent disorder	89	71	45	29	8	4
1312 Public order offences	26,536	25,223	17,396	9,478	2,318	2,361
1313 Drunkenness offences	11,584	11,260	7,023	3,799	883	860
1314 Air rage - disruptive or drunken behaviour on aircraft	25	20	10	8	0	1
<b>132 Trespass Offences</b>	<b>1,565</b>	<b>1,317</b>	<b>741</b>	<b>291</b>	<b>195</b>	<b>170</b>
1321 Forcible entry and occupation (not burglary)	8	3	2	2	0	0
1322 Trespass on lands or enclosed areas	1,557	1,314	739	289	195	170
<b>133 Liquor Licensing Offences</b>	<b>6,687</b>	<b>2,068</b>	<b>1,068</b>	<b>730</b>	<b>36</b>	<b>145</b>
1331 Liquor licensing offences	6,649	2,054	1,061	725	36	143
1332 Registered clubs offences	35	13	6	4	0	2
1333 Special restaurant offences	3	1	1	1	0	0
<b>134 Prostitution Offences</b>	<b>219</b>	<b>210</b>	<b>189</b>	<b>100</b>	<b>58</b>	<b>17</b>
1341 Brothel keeping	6	4	2	0	2	0
1342 Organisation of prostitution	25	24	16	8	4	1
1343 Prostitution, including soliciting etc.	188	182	171	92	52	16
<b>135 Regulated Betting/Money, Collection/Trading Offences</b>	<b>317</b>	<b>283</b>	<b>173</b>	<b>76</b>	<b>23</b>	<b>37</b>
1351 Offences under the Betting Acts	3	3	1	0	0	1
1352 Collecting money without permit, unauthorised collection	15	13	6	3	1	1
1353 Offences under Gaming and Lotteries Acts	35	14	6	2	0	3
1354 Permit/License offences for casual/street trading	264	253	160	71	22	32
<b>136 Social Code Offences (NEC)</b>	<b>771</b>	<b>643</b>	<b>465</b>	<b>162</b>	<b>150</b>	<b>79</b>
1361 Bestiality	0	0	0	0	0	0
1362 Indecency	192	73	46	31	9	4
1363 Allowing a child (under 16 years) to beg	4	4	3	3	0	0
1364 Bigamy	0	0	0	0	0	0
1365 Begging	575	566	416	128	141	75
<b>14 Road and Traffic Offences (NEC)</b>	<b>185,899</b>	<b>184,103</b>	<b>73,535</b>	<b>15,531</b>	<b>2,256</b>	<b>11,561</b>
<b>141 Driving Licence/Insurance Offences</b>	<b>18,471</b>	<b>18,177</b>	<b>16,338</b>	<b>5,841</b>	<b>981</b>	<b>3,976</b>
1411 Driving licence-failure to have, produce, etc.	1,537	1,451	1,095	418	35	247
1412 Insurance-failure to have, produce, display, etc.	16,934	16,726	15,243	5,423	946	3,729
<b>142 Tax/Registration Offences</b>	<b>54,747</b>	<b>54,594</b>	<b>17,664</b>	<b>1,550</b>	<b>74</b>	<b>1,049</b>
1421 No tax, non-display of tax, unregistered vehicle etc.	54,742	54,589	17,661	1,549	74	1,049
1422 Misuse of Trade Licence	5	5	3	1	0	0
<b>143 Roadworthiness/Regulatory Offences</b>	<b>111,244</b>	<b>109,975</b>	<b>38,524</b>	<b>7,658</b>	<b>1,164</b>	<b>6,279</b>
1431 Misuse of trailers, weight and other offences	1,010	978	797	360	12	151
1432 Obstruction under Road Traffic Acts	189	125	92	24	0	10
1433 Other road offences	110,045	108,872	37,635	7,274	1,152	6,118
<b>144 Road Transport/Public Service Vehicles Offences</b>	<b>1,437</b>	<b>1,357</b>	<b>1,009</b>	<b>482</b>	<b>37</b>	<b>257</b>
1441 Road Transport - carriage of goods offences	1,091	1,039	781	368	26	204
1442 Public Service Vehicle offences	346	318	228	114	11	53
1443 Light rail offences (Luas)	N/A	N/A	N/A	N/A	N/A	N/A

\* includes Conviction, Proved and order made without conviction, Probation of Offenders Act

Continued . . .



**Table 1.1b Incidents recorded, those detected, those with relevant proceedings, outcomes 2004, continued**

	Recorded	Detected	With relevant proceedings	Conviction*	Pending (incl. Appeals allowed)	Non-Conviction
<b>15 Offences against Government, Justice Procedures and Organisation of Crime</b>	<b>6,454</b>	<b>6,310</b>	<b>3,773</b>	<b>1,453</b>	<b>1,040</b>	<b>732</b>
<b>151 Offences Against Government and its agents</b>	<b>166</b>	<b>119</b>	<b>52</b>	<b>25</b>	<b>20</b>	<b>3</b>
1511 Treason	0	0	0	0	0	0
1512 Breaches of Offences against the State Acts	51	35	5	4	1	0
1513 Breaches of Official Secrets Act	0	0	0	0	0	0
1514 Impersonating member of An Garda Síochána	1	1	0	0	0	0
1515 Electoral offences including personation	3	2	1	1	0	0
1516 Public mischief-annoying phone calls and wasting police time	98	69	38	16	17	2
1517 Criminal Assets Bureau offences	4	3	3	2	1	0
1518 Non compliance with Garda direction	9	9	5	2	1	1
<b>152 Organisation of Crime and Conspiracy to Commit Crime</b>	<b>16</b>	<b>12</b>	<b>0</b>	<b>0</b>	<b>0</b>	<b>0</b>
1521 Criminal organisation offences (organised crime)	N/A	N/A	N/A	N/A	N/A	N/A
1522 Conspiracy to commit a crime	16	12	0	0	0	0
<b>153 Perverting the Course of justice</b>	<b>259</b>	<b>187</b>	<b>9</b>	<b>6</b>	<b>2</b>	<b>1</b>
1531 Perjury	2	2	1	1	0	0
1532 Interfering with a jury (embracery)	0	0	0	0	0	0
1533 Assisting offenders	0	0	0	0	0	0
1534 Public mischief, pervert course of justice, conceal offence	257	185	8	5	2	1
<b>154 Offences while in Custody and Related offences</b>	<b>110</b>	<b>90</b>	<b>31</b>	<b>19</b>	<b>4</b>	<b>6</b>
1541 Escape or help to escape from custody	110	90	31	19	4	6
1542 Prison offences	N/A	N/A	N/A	N/A	N/A	N/A
<b>155 Breach of Justice/Court Order</b>	<b>5,903</b>	<b>5,902</b>	<b>3,681</b>	<b>1,403</b>	<b>1,014</b>	<b>722</b>
1551 Breach of Domestic Violence Order (protection, safety, barring)	1,319	1,319	1,164	393	190	477
1552 Breach of bail	2,664	2,664	1,869	752	626	179
1553 Failure to comply under Sex Offenders Act	1	1	0	0	0	0
1554 Breach of Order under Family Law Act	128	127	0	0	0	0
1555 Other failure to comply with court order, jury summons, warrant etc.	1,791	1,791	648	258	198	66
<b>16 Offences Not Elsewhere Classified</b>	<b>1,801</b>	<b>1,189</b>	<b>519</b>	<b>251</b>	<b>85</b>	<b>99</b>
<b>161 Importation/Control/Welfare of Animals offences</b>	<b>630</b>	<b>307</b>	<b>226</b>	<b>133</b>	<b>24</b>	<b>23</b>
1611 Illegal importation of animals	0	0	0	0	0	0
1612 Control of horses offences	106	44	34	18	3	6
1613 Dog ownership offences (licence, control etc)	315	144	102	65	9	4
1614 Offences against animals	209	119	90	50	12	13
<b>162 Fisheries/Maritime Offences</b>	<b>42</b>	<b>38</b>	<b>7</b>	<b>3</b>	<b>0</b>	<b>1</b>
1621 Breaches of EU fishing quota and related EU regulation	42	38	7	3	0	1
1622 Merchant shipping / Maritime safety offences	N/A	N/A	N/A	N/A	N/A	N/A
<b>163 Use of Data, Electronic Counterfeit and Broadcasting</b>	<b>84</b>	<b>71</b>	<b>8</b>	<b>5</b>	<b>0</b>	<b>2</b>
1631 Unauthorised accessing of data	1	0	0	0	0	0
1632 Recording, possession or distribution of counterfeit material	64	57	0	0	0	0
1633 Unauthorised broadcasting and illegal signal reception	19	14	8	5	0	2
<b>164 Miscellaneous Offences</b>	<b>1,045</b>	<b>773</b>	<b>278</b>	<b>110</b>	<b>61</b>	<b>73</b>
1641 Abortion	4	0	0	0	0	0
1642 Procuring or assisting in abortion	0	0	0	0	0	0
1643 Concealment of birth	0	0	0	0	0	0
1644 Destroying / Disposing of a dead body	0	0	0	0	0	0
1645 Pawnbroking offences	0	0	0	0	0	0
1646 Offences in connection with rail travel	38	31	17	11	1	3
1647 Employment permit offences (relating to non-Irish national)	36	34	30	17	5	6
1648 Immigration offences/carrier liability	967	708	231	82	55	64

\* includes Conviction, Proved and order made without conviction, Probation of Offenders Act

**Table 1.1c Incidents recorded, those detected, those with relevant proceedings, outcomes 2005**

	Recorded	Detected	With relevant proceedings	Conviction*	Pending (incl. Appeals allowed)	Non-Conviction
<b>01 Homicide Offences</b>	<b>126</b>	<b>101</b>	<b>93</b>	<b>35</b>	<b>31</b>	<b>9</b>
<b>011 Murder/Manslaughter/Infanticide</b>	<b>65</b>	<b>41</b>	<b>36</b>	<b>16</b>	<b>14</b>	<b>1</b>
0111 Murder	52	28	24	11	9	1
0112 Manslaughter	13	13	12	5	5	0
0113 Infanticide	0	0	0	0	0	0
<b>012 Dangerous Driving Leading to Death</b>	<b>61</b>	<b>60</b>	<b>57</b>	<b>19</b>	<b>17</b>	<b>8</b>
0121 Manslaughter (traffic fatality)	1	0	0	0	0	0
0122 Dangerous driving causing death	60	60	57	19	17	8
<b>02 Sexual Offences</b>	<b>1,804</b>	<b>936</b>	<b>509</b>	<b>151</b>	<b>169</b>	<b>22</b>
<b>021 Rape and Sexual Assault</b>	<b>1,750</b>	<b>895</b>	<b>488</b>	<b>146</b>	<b>158</b>	<b>22</b>
0211 Rape of a male or female	446	191	63	12	34	9
0212 Defilement of a boy or girl less than 17 years old	125	66	22	4	14	1
0213 Sexual offence involving mentally impaired person	13	4	1	1	0	0
0214 Aggravated sexual assault	7	5	3	2	0	0
0215 Sexual assault (not aggravated)	1,159	629	399	127	110	12
<b>022 Other Sexual Offences</b>	<b>54</b>	<b>41</b>	<b>21</b>	<b>5</b>	<b>11</b>	<b>0</b>
0221 Incest	7	7	1	0	1	0
0222 Child pornography offences	36	26	14	5	4	0
0223 Child pornography - obstruction of warrant	0	0	0	0	0	0
0224 Gross indecency	11	8	6	0	6	0
<b>03 Attempts/Threats to Murder, Assaults, Harassments and Related offences</b>	<b>13,698</b>	<b>8,195</b>	<b>5,680</b>	<b>2,083</b>	<b>1,142</b>	<b>1,451</b>
<b>031 Attempts/Threats to Murder</b>	<b>101</b>	<b>76</b>	<b>50</b>	<b>18</b>	<b>13</b>	<b>16</b>
0311 Murder-attempt	7	6	3	1	0	1
0312 Murder-threat	94	70	47	17	13	15
<b>032 Assaults</b>	<b>12,482</b>	<b>7,726</b>	<b>5,414</b>	<b>1,980</b>	<b>1,084</b>	<b>1,386</b>
0321 Assault causing harm	3,712	2,557	1,923	750	469	405
0322 Poisoning	0	0	0	0	0	0
0323 Assault or obstruction of Garda/official, resisting arrest	186	176	133	70	30	20
0324 Minor assault	8,584	4,993	3,358	1,160	585	961
<b>033 Harassment and Related Offences</b>	<b>1,115</b>	<b>393</b>	<b>216</b>	<b>85</b>	<b>45</b>	<b>49</b>
0331 Harassment, stalking, threats	378	214	128	53	35	25
0332 Coercion	5	4	4	0	0	4
0333 Menacing phone calls	713	164	78	29	9	20
0334 Incitement to hatred offences	16	10	6	3	1	0
0335 Demanding payment of debt causing alarm	3	1	0	0	0	0

\* includes Conviction, Proved and order made without conviction, Probation of Offenders Act

Continued . . .

**Table 1.1c Incidents recorded, those detected, those with relevant proceedings, outcomes 2005, continued**

	Recorded	Detected	With relevant proceedings	Conviction*	Pending (incl. Appeals allowed)	Non-Conviction
<b>04 Dangerous or Negligent Acts</b>	<b>170,676</b>	<b>168,822</b>	<b>50,237</b>	<b>12,091</b>	<b>1,990</b>	<b>2,387</b>
<b>041 Dangerous or Negligent Operation of a Vehicle</b>	<b>170,158</b>	<b>168,522</b>	<b>50,090</b>	<b>12,032</b>	<b>1,947</b>	<b>2,365</b>
0411 Dangerous driving causing serious bodily harm	22	22	19	7	4	5
0412 Driving/In charge of a vehicle while over legal alcohol limit	14,076	13,277	12,060	8,464	1,429	874
0413 Driving/In charge of a vehicle under the influence of drugs	107	106	70	47	6	5
0414 Dangerous/careless driving and motorway offences	5,732	4,978	4,073	2,228	433	664
0415 Speeding	150,221	150,139	33,868	1,286	75	817
<b>042 Other Dangerous or Negligent Acts</b>	<b>518</b>	<b>300</b>	<b>147</b>	<b>59</b>	<b>43</b>	<b>22</b>
0421 Endangerment with potential for serious harm/death	81	70	50	24	22	3
0422 Abandoning a child, child neglect and cruelty	268	100	29	11	12	4
0423 Unseaworthy/Dangerous use of boat or ship	N/A	N/A	N/A	N/A	N/A	N/A
0424 False alarm/Interference with aircraft or air transport facilities	18	13	2	1	0	1
0425 Endangering traffic offences	151	117	66	23	9	14
<b>05 Kidnapping and Related Offences</b>	<b>73</b>	<b>42</b>	<b>21</b>	<b>6</b>	<b>12</b>	<b>2</b>
<b>051 False Imprisonment, Abduction</b>	<b>73</b>	<b>42</b>	<b>21</b>	<b>6</b>	<b>12</b>	<b>2</b>
0511 False Imprisonment	50	34	19	5	12	1
0512 Abduction of person under 16 years of age	23	8	2	1	0	1
<b>06 Robbery, Extortion and highjacking offences</b>	<b>2,425</b>	<b>992</b>	<b>752</b>	<b>387</b>	<b>255</b>	<b>43</b>
<b>061 Robbery</b>	<b>2,334</b>	<b>944</b>	<b>717</b>	<b>372</b>	<b>243</b>	<b>40</b>
0611 Robbery of an establishment or institution	1,152	502	402	201	145	7
0612 Robbery of cash or goods in transit	44	11	7	1	5	1
0613 Robbery from the person	1,138	431	308	170	93	32
<b>062 Extortion offences</b>	<b>18</b>	<b>9</b>	<b>5</b>	<b>2</b>	<b>2</b>	<b>1</b>
0621 Blackmail or extortion	18	9	5	2	2	1
<b>063 Hijacking Offences</b>	<b>73</b>	<b>39</b>	<b>30</b>	<b>13</b>	<b>10</b>	<b>2</b>
0631 Carjacking, highjacking/unlawful seizure of of aircraft/vessel	73	39	30	13	10	2
<b>07 Burglary and Related offences</b>	<b>26,378</b>	<b>4,714</b>	<b>3,021</b>	<b>1,622</b>	<b>747</b>	<b>297</b>
<b>071 Burglary</b>	<b>26,378</b>	<b>4,714</b>	<b>3,021</b>	<b>1,622</b>	<b>747</b>	<b>297</b>
0711 Aggravated burglary	275	94	61	34	20	5
0712 Burglary (not aggravated)	25,907	4,435	2,829	1,544	687	257
0713 Possession of an article (with intent to burgle, steal, demand)	196	185	131	44	40	35
<b>08 Theft and Related Offences</b>	<b>73,088</b>	<b>23,527</b>	<b>15,015</b>	<b>7,624</b>	<b>3,523</b>	<b>1,683</b>
<b>081 Theft/Taking of Vehicle and Related offences</b>	<b>14,202</b>	<b>2,306</b>	<b>1,631</b>	<b>859</b>	<b>371</b>	<b>223</b>
0811 Theft/Unauthorised taking of vehicle.	13,271	1,746	1,234	661	275	154
0812 Interfering with vehicle (with intent to steal item or vehicle)	931	560	397	198	96	69
<b>082 Theft (not vehicle)</b>	<b>57,405</b>	<b>19,740</b>	<b>12,428</b>	<b>6,333</b>	<b>2,894</b>	<b>1,314</b>
0821 Theft from person	4,619	913	571	271	158	81
0822 Theft from shop	16,486	12,982	8,554	4,342	2,007	817
0823 Theft from vehicle	12,967	1,133	602	294	147	79
0824 Theft/Unauthorised taking of a pedal cycle	2,943	186	75	34	18	16
0826 Theft of, or interference with mail	68	24	15	14	0	1
0827 Theft of other property	20,322	4,502	2,611	1,378	564	320
<b>083 Handling Stolen Property</b>	<b>1,481</b>	<b>1,481</b>	<b>956</b>	<b>432</b>	<b>258</b>	<b>146</b>
0831 Handling or possession of stolen property	1,481	1,481	956	432	258	146

\* includes Conviction, Proved and order made without conviction, Probation of Offenders Act

Continued . . .

**Table 1.1c Incidents recorded, those detected, those with relevant proceedings, outcomes 2005, continued**

	Recorded	Detected	With relevant proceedings	Conviction*	Pending (incl. Appeals allowed)	Non-Conviction
<b>09 Fraud, deception and Related Offences</b>	<b>4,018</b>	<b>2,367</b>	<b>1,531</b>	<b>688</b>	<b>491</b>	<b>141</b>
<b>091 Fraud, Forgery and False Instrument Offences</b>	<b>3,674</b>	<b>2,191</b>	<b>1,407</b>	<b>659</b>	<b>425</b>	<b>134</b>
0911 Fraud, deception, false pretence offences	2,062	1,038	598	268	175	57
0912 Forging an instrument to defraud	1,453	1,043	740	361	230	66
0913 Possession of an article for use in fraud, deception or extortion	140	96	60	29	19	10
0914 Falsification of accounts	11	6	2	0	1	1
0915 Offences under the Companies Act	8	8	7	1	0	0
0916 Offences under the Investment Intermediaries Act	0	0	0	0	0	0
0917 Offences under the Stock Exchange Act	0	0	0	0	0	0
<b>092 Other fraud</b>	<b>96</b>	<b>92</b>	<b>71</b>	<b>8</b>	<b>52</b>	<b>1</b>
0921 Money laundering	62	62	50	1	48	0
0922 Embezzlement	19	16	10	2	0	0
0923 Fraud against the European Union	0	0	0	0	0	0
0924 Importation/Sale/Supply of tobacco offences	15	14	11	5	4	1
<b>093 Counterfeiting Currency and Related Offences</b>	<b>242</b>	<b>78</b>	<b>47</b>	<b>20</b>	<b>14</b>	<b>6</b>
0931 Counterfeiting notes and coins	242	78	47	20	14	6
<b>094 Corruption</b>	<b>6</b>	<b>6</b>	<b>6</b>	<b>1</b>	<b>0</b>	<b>0</b>
0941 Corruption (involving public office holder)	6	6	6	1	0	0
<b>10 Controlled Drug Offences</b>	<b>13,329</b>	<b>12,782</b>	<b>8,290</b>	<b>3,864</b>	<b>1,026</b>	<b>880</b>
<b>101 Importation / Manufacture of Drugs</b>	<b>86</b>	<b>83</b>	<b>58</b>	<b>33</b>	<b>12</b>	<b>3</b>
1011 Importation of drugs	36	33	29	21	6	0
1012 Cultivation or manufacture of drugs	50	50	29	12	6	3
<b>102 Possession of Drugs</b>	<b>12,703</b>	<b>12,176</b>	<b>7,847</b>	<b>3,657</b>	<b>915</b>	<b>825</b>
1021 Possession of drugs for sale or supply	2,665	2,664	1,983	1,046	478	113
1022 Possession of drugs for personal use	10,038	9,512	5,864	2,611	437	712
<b>103 Other Drug Offences</b>	<b>540</b>	<b>523</b>	<b>385</b>	<b>174</b>	<b>99</b>	<b>52</b>
1031 Forged or altered prescription offences	131	131	95	48	22	10
1032 Obstruction under the Drugs Act	409	392	290	126	77	42
<b>11 Weapons and Explosives Offences</b>	<b>2,560</b>	<b>2,179</b>	<b>1,360</b>	<b>636</b>	<b>312</b>	<b>207</b>
<b>111 Explosives, Chemical Weapons Offences</b>	<b>105</b>	<b>92</b>	<b>12</b>	<b>3</b>	<b>3</b>	<b>5</b>
1111 Causing an explosion	4	0	0	0	0	0
1112 Making of explosives	1	1	0	0	0	0
1113 Possession of explosives	100	91	12	3	3	5
1114 Chemical weapons offences	0	0	0	0	0	0
<b>112 Firearms Offences</b>	<b>746</b>	<b>446</b>	<b>207</b>	<b>96</b>	<b>43</b>	<b>16</b>
1121 Discharging a firearm	311	97	42	21	14	3
1122 Possession of a firearm	435	349	165	75	29	13
<b>113 Offensive Weapons Offences (NEC)</b>	<b>1,709</b>	<b>1,641</b>	<b>1,141</b>	<b>537</b>	<b>266</b>	<b>186</b>
1131 Possession of offensive weapons (not firearms)	1,709	1,641	1,141	537	266	186
<b>114 Fireworks Offences</b>	<b>N/A</b>	<b>N/A</b>	<b>N/A</b>	<b>N/A</b>	<b>N/A</b>	<b>N/A</b>
1141 Fireworks Offences (for sale, igniting etc.)	N/A	N/A	N/A	N/A	N/A	N/A
<b>12 Damage to Property and to the Environment</b>	<b>39,737</b>	<b>7,368</b>	<b>4,153</b>	<b>1,940</b>	<b>842</b>	<b>743</b>
<b>121 Criminal Damage</b>	<b>39,609</b>	<b>7,277</b>	<b>4,103</b>	<b>1,914</b>	<b>841</b>	<b>736</b>
1211 Arson	1,417	260	147	54	52	14
1212 Criminal damage (not arson)	38,192	7,017	3,956	1,860	789	722
<b>122 Environmental Damage</b>	<b>128</b>	<b>91</b>	<b>50</b>	<b>26</b>	<b>1</b>	<b>7</b>
1221 Litter offences	128	91	50	26	1	7

\* includes Conviction, Proved and order made without conviction, Probation of Offenders Act

Continued . . .

**Table 1.1c Incidents recorded, those detected, those with relevant proceedings, outcomes 2005, continued**

	Recorded	Detected	With relevant proceedings	Conviction*	Pending (incl. Appeals allowed)	Non-Conviction
<b>13 Public Order and other Social Code Offences</b>	<b>55,489</b>	<b>45,929</b>	<b>29,737</b>	<b>16,137</b>	<b>4,099</b>	<b>3,630</b>
<b>131 Disorderly Conduct</b>	<b>42,437</b>	<b>40,635</b>	<b>26,804</b>	<b>14,654</b>	<b>3,549</b>	<b>3,179</b>
1311 Affray/Riot/Violent disorder	72	62	41	21	10	3
1312 Public order offences	29,390	27,943	19,009	10,487	2,559	2,323
1313 Drunkenness offences	12,949	12,607	7,741	4,136	980	851
1314 Air rage - disruptive or drunken behaviour on aircraft	26	23	13	10	0	2
<b>132 Trespass Offences</b>	<b>1,842</b>	<b>1,493</b>	<b>788</b>	<b>321</b>	<b>189</b>	<b>169</b>
1321 Forcible entry and occupation (not burglary)	3	0	0	0	0	0
1322 Trespass on lands or enclosed areas	1,839	1,493	788	321	189	169
<b>133 Liquor Licensing Offences</b>	<b>9,683</b>	<b>2,415</b>	<b>1,157</b>	<b>746</b>	<b>69</b>	<b>151</b>
1331 Liquor licensing offences	9,606	2,394	1,146	741	67	147
1332 Registered clubs offences	68	20	11	5	2	4
1333 Special restaurant offences	9	1	0	0	0	0
<b>134 Prostitution Offences</b>	<b>84</b>	<b>75</b>	<b>55</b>	<b>24</b>	<b>15</b>	<b>6</b>
1341 Brothel keeping	8	4	1	1	0	0
1342 Organisation of prostitution	19	19	13	5	4	1
1343 Prostitution, including soliciting etc.	57	52	41	18	11	5
<b>135 Regulated Betting/Money, Collection/Trading Offences</b>	<b>377</b>	<b>343</b>	<b>221</b>	<b>135</b>	<b>23</b>	<b>20</b>
1351 Offences under the Betting Acts	14	7	4	1	1	2
1352 Collecting money without permit, unauthorised collection	23	22	14	5	3	1
1353 Offences under Gaming and Lotteries Acts	11	7	3	1	0	1
1354 Permit/License offences for casual/street trading	329	307	200	128	19	16
<b>136 Social Code Offences (NEC)</b>	<b>1,066</b>	<b>968</b>	<b>712</b>	<b>257</b>	<b>254</b>	<b>105</b>
1361 Bestiality	0	0	0	0	0	0
1362 Indecency	171	82	47	24	9	4
1363 Allowing a child (under 16 years) to beg	2	1	1	1	0	0
1364 Bigamy	2	2	1	1	0	0
1365 Begging	891	883	663	231	245	101
<b>14 Road and Traffic Offences (NEC)</b>	<b>187,096</b>	<b>184,588</b>	<b>84,968</b>	<b>18,208</b>	<b>2,624</b>	<b>12,668</b>
<b>141 Driving Licence/Insurance Offences</b>	<b>21,712</b>	<b>21,425</b>	<b>19,220</b>	<b>6,479</b>	<b>1,111</b>	<b>4,248</b>
1411 Driving licence-failure to have, produce, etc.	1,935	1,869	1,464	523	52	347
1412 Insurance-failure to have, produce, display, etc.	19,777	19,556	17,756	5,956	1,059	3,901
<b>142 Tax/Registration Offences</b>	<b>56,350</b>	<b>56,107</b>	<b>18,809</b>	<b>1,812</b>	<b>85</b>	<b>1,192</b>
1421 No tax, non-display of tax, unregistered vehicle etc.	56,342	56,099	18,803	1,811	84	1,192
1422 Misuse of Trade Licence	8	8	6	1	1	0
<b>143 Roadworthiness/Regulatory Offences</b>	<b>106,766</b>	<b>104,950</b>	<b>45,444</b>	<b>9,207</b>	<b>1,380</b>	<b>6,906</b>
1431 Misuse of trailers, weight and other offences	1,438	1,394	1,134	499	10	179
1432 Obstruction under Road Traffic Acts	240	125	79	32	6	6
1433 Other road offences	105,088	103,431	44,231	8,676	1,364	6,721
<b>144 Road Transport/Public Service Vehicles Offences</b>	<b>2,268</b>	<b>2,106</b>	<b>1,495</b>	<b>710</b>	<b>48</b>	<b>322</b>
1441 Road Transport - carriage of goods offences	1,823	1,736	1,228	569	38	266
1442 Public Service Vehicle offences	445	370	267	141	10	56
1443 Light rail offences (Luas)	N/A	N/A	N/A	N/A	N/A	N/A

\* includes Conviction, Proved and order made without conviction, Probation of Offenders Act

Continued . . .

**Table 1.1c Incidents recorded, those detected, those with relevant proceedings, outcomes 2005, continued**

	Recorded	Detected	With relevant proceedings	Conviction*	Pending (incl. Appeals allowed)	Non-Conviction
<b>15 Offences against Government, Justice Procedures and Organisation of Crime</b>	<b>7,792</b>	<b>7,696</b>	<b>4,341</b>	<b>1,544</b>	<b>1,284</b>	<b>783</b>
<b>151 Offences Against Government and its agents</b>	<b>150</b>	<b>110</b>	<b>31</b>	<b>19</b>	<b>3</b>	<b>5</b>
1511 Treason	0	0	0	0	0	0
1512 Breaches of Offences against the State Acts	61	37	2	0	1	1
1513 Breaches of Official Secrets Act	0	0	0	0	0	0
1514 Impersonating member of An Garda Síochána	4	4	3	3	0	0
1515 Electoral offences including personation	2	2	0	0	0	0
1516 Public mischief-annoying phone calls and wasting police time	73	57	21	14	2	2
1517 Criminal Assets Bureau offences	2	2	2	2	0	0
1518 Non compliance with Garda direction	8	8	3	0	0	2
<b>152 Organisation of Crime and Conspiracy to Commit Crime</b>	<b>5</b>	<b>1</b>	<b>0</b>	<b>0</b>	<b>0</b>	<b>0</b>
1521 Criminal organisation offences (organised crime)	N/A	N/A	N/A	N/A	N/A	N/A
1522 Conspiracy to commit a crime	5	1	0	0	0	0
<b>153 Perverting the Course of justice</b>	<b>224</b>	<b>181</b>	<b>13</b>	<b>3</b>	<b>2</b>	<b>2</b>
1531 Perjury	6	6	2	0	1	0
1532 Interfering with a jury (embracery)	0	0	0	0	0	0
1533 Assisting offenders	0	0	0	0	0	0
1534 Public mischief, pervert course of justice, conceal offence	218	175	11	3	1	2
<b>154 Offences while in Custody and Related offences</b>	<b>77</b>	<b>70</b>	<b>33</b>	<b>21</b>	<b>4</b>	<b>4</b>
1541 Escape or help to escape from custody	77	70	33	21	4	4
1542 Prison offences	N/A	N/A	N/A	N/A	N/A	N/A
<b>155 Breach of Justice/Court Order</b>	<b>7,336</b>	<b>7,334</b>	<b>4,264</b>	<b>1,501</b>	<b>1,275</b>	<b>772</b>
1551 Breach of Domestic Violence Order (protection, safety, barring)	1,202	1,202	1,056	313	209	462
1552 Breach of bail	3,138	3,138	2,139	791	713	214
1553 Failure to comply under Sex Offenders Act	10	10	8	4	1	2
1554 Breach of Order under Family Law Act	133	131	3	0	1	2
1555 Other failure to comply with court order, jury summons, warrant etc.	2,853	2,853	1,058	393	351	92
<b>16 Offences Not Elsewhere Classified</b>	<b>2,234</b>	<b>1,351</b>	<b>519</b>	<b>220</b>	<b>113</b>	<b>88</b>
<b>161 Importation/Control/Welfare of Animals offences</b>	<b>659</b>	<b>301</b>	<b>197</b>	<b>104</b>	<b>33</b>	<b>17</b>
1611 Illegal importation of animals	1	1	1	0	1	0
1612 Control of horses offences	89	30	19	11	0	4
1613 Dog ownership offences (licence, control etc)	355	149	87	48	6	8
1614 Offences against animals	214	121	90	45	26	5
<b>162 Fisheries/Maritime Offences</b>	<b>61</b>	<b>59</b>	<b>24</b>	<b>6</b>	<b>3</b>	<b>2</b>
1621 Breaches of EU fishing quota and related EU regulation	61	59	24	6	3	2
1622 Merchant shipping / Maritime safety offences	N/A	N/A	N/A	N/A	N/A	N/A
<b>163 Use of Data, Electronic Counterfeit and Broadcasting</b>	<b>94</b>	<b>72</b>	<b>6</b>	<b>4</b>	<b>0</b>	<b>1</b>
1631 Unauthorised accessing of data	2	1	1	0	0	0
1632 Recording, possession or distribution of counterfeit material	69	61	0	0	0	0
1633 Unauthorised broadcasting and illegal signal reception	23	10	5	4	0	1
<b>164 Miscellaneous Offences</b>	<b>1,420</b>	<b>919</b>	<b>292</b>	<b>106</b>	<b>77</b>	<b>68</b>
1641 Abortion	0	0	0	0	0	0
1642 Procuring or assisting in abortion	0	0	0	0	0	0
1643 Concealment of birth	2	0	0	0	0	0
1644 Destroying / Disposing of a dead body	0	0	0	0	0	0
1645 Pawnbroking offences	0	0	0	0	0	0
1646 Offences in connection with rail travel	45	43	22	7	4	8
1647 Employment permit offences (relating to non-Irish national)	42	40	34	21	5	4
1648 Immigration offences/carrier liability	1,331	836	236	78	68	56

\* includes Conviction, Proved and order made without conviction, Probation of Offenders Act

**Table 1.1d Incidents recorded, those detected, those with relevant proceedings, outcomes 2006**

	Recorded	Detected	With relevant proceedings	Conviction*	Pending (incl. Appeals allowed)	Non-Conviction
<b>01 Homicide Offences</b>	<b>134</b>	<b>111</b>	<b>94</b>	<b>16</b>	<b>65</b>	<b>3</b>
<b>011 Murder/Manslaughter/Infanticide</b>	<b>67</b>	<b>44</b>	<b>34</b>	<b>3</b>	<b>27</b>	<b>0</b>
0111 Murder	60	37	29	3	23	0
0112 Manslaughter	7	7	5	0	4	0
0113 Infanticide	0	0	0	0	0	0
<b>012 Dangerous Driving Leading to Death</b>	<b>67</b>	<b>67</b>	<b>60</b>	<b>13</b>	<b>38</b>	<b>3</b>
0121 Manslaughter (traffic fatality)	0	0	0	0	0	0
0122 Dangerous driving causing death	67	67	60	13	38	3
<b>02 Sexual Offences</b>	<b>1,442</b>	<b>727</b>	<b>287</b>	<b>37</b>	<b>164</b>	<b>15</b>
<b>021 Rape and Sexual Assault</b>	<b>1,385</b>	<b>691</b>	<b>267</b>	<b>35</b>	<b>155</b>	<b>14</b>
0211 Rape of a male or female	378	186	64	7	43	3
0212 Defilement of a boy or girl less than 17 years old	77	46	14	2	9	1
0213 Sexual offence involving mentally impaired person	15	6	1	0	0	0
0214 Aggravated sexual assault	16	8	4	0	3	0
0215 Sexual assault (not aggravated)	899	445	184	26	100	10
<b>022 Other Sexual Offences</b>	<b>57</b>	<b>36</b>	<b>20</b>	<b>2</b>	<b>9</b>	<b>1</b>
0221 Incest	5	3	1	0	0	0
0222 Child pornography offences	39	25	17	2	8	1
0223 Child pornography - obstruction of warrant	0	0	0	0	0	0
0224 Gross indecency	13	8	2	0	1	0
<b>03 Attempts/Threats to Murder, Assaults, Harassments and Related offences</b>	<b>15,408</b>	<b>9,444</b>	<b>5,517</b>	<b>1,424</b>	<b>1,837</b>	<b>1,032</b>
<b>031 Attempts/Threats to Murder</b>	<b>103</b>	<b>90</b>	<b>53</b>	<b>15</b>	<b>18</b>	<b>14</b>
0311 Murder-attempt	8	5	3	1	2	0
0312 Murder-threat	95	85	50	14	16	14
<b>032 Assaults</b>	<b>13,720</b>	<b>8,819</b>	<b>5,253</b>	<b>1,335</b>	<b>1,748</b>	<b>997</b>
0321 Assault causing harm	4,011	3,001	2,062	477	828	352
0322 Poisoning	2	1	0	0	0	0
0323 Assault or obstruction of Garda/official, resisting arrest	238	232	147	56	49	17
0324 Minor assault	9,469	5,585	3,044	802	871	628
<b>033 Harassment and Related Offences</b>	<b>1,585</b>	<b>535</b>	<b>211</b>	<b>74</b>	<b>71</b>	<b>21</b>
0331 Harassment, stalking, threats	390	251	125	44	40	16
0332 Coercion	5	3	2	0	1	0
0333 Menacing phone calls	1,158	268	79	29	28	4
0334 Incitement to hatred offences	17	8	4	1	1	1
0335 Demanding payment of debt causing alarm	15	5	1	0	1	0

\* includes Conviction, Proved and order made without conviction, Probation of Offenders Act

Continued . . .



**Table 1.1d Incidents recorded, those detected, those with relevant proceedings, outcomes 2006, continued**

	Recorded	Detected	With relevant proceedings	Conviction*	Pending (incl. Appeals allowed)	Non-Conviction
<b>04 Dangerous or Negligent Acts</b>	<b>227,535</b>	<b>225,473</b>	<b>64,684</b>	<b>15,294</b>	<b>3,782</b>	<b>5,087</b>
<b>041 Dangerous or Negligent Operation of a Vehicle</b>	<b>226,998</b>	<b>225,145</b>	<b>64,554</b>	<b>15,243</b>	<b>3,744</b>	<b>5,074</b>
0411 Dangerous driving causing serious bodily harm	20	20	17	4	8	1
0412 Driving/In charge of a vehicle while over legal alcohol limit	18,606	17,717	15,215	9,997	2,497	848
0413 Driving/In charge of a vehicle under the influence of drugs	113	113	70	27	20	6
0414 Dangerous/careless driving and motorway offences	16,364	15,465	5,669	2,116	833	701
0415 Speeding	191,895	191,830	43,583	3,099	386	3,518
<b>042 Other Dangerous or Negligent Acts</b>	<b>537</b>	<b>328</b>	<b>130</b>	<b>51</b>	<b>38</b>	<b>13</b>
0421 Endangerment with potential for serious harm/death	70	62	40	15	18	3
0422 Abandoning a child, child neglect and cruelty	303	131	25	7	10	2
0423 Unseaworthy/Dangerous use of boat or ship	N/A	N/A	N/A	N/A	N/A	N/A
0424 False alarm/Interference with aircraft or air transport facilities	16	12	2	0	1	0
0425 Endangering traffic offences	148	123	63	29	9	8
<b>05 Kidnapping and Related Offences</b>	<b>80</b>	<b>47</b>	<b>21</b>	<b>8</b>	<b>11</b>	<b>0</b>
<b>051 False Imprisonment, Abduction</b>	<b>80</b>	<b>47</b>	<b>21</b>	<b>8</b>	<b>11</b>	<b>0</b>
0511 False Imprisonment	55	38	17	7	8	0
0512 Abduction of person under 16 years of age	25	9	4	1	3	0
<b>06 Robbery, Extortion and highjacking offences</b>	<b>2,486</b>	<b>1,188</b>	<b>765</b>	<b>252</b>	<b>390</b>	<b>35</b>
<b>061 Robbery</b>	<b>2,386</b>	<b>1,125</b>	<b>730</b>	<b>238</b>	<b>369</b>	<b>35</b>
0611 Robbery of an establishment or institution	1,105	562	412	131	210	18
0612 Robbery of cash or goods in transit	31	8	3	2	1	0
0613 Robbery from the person	1,250	555	315	105	158	17
<b>062 Extortion offences</b>	<b>11</b>	<b>8</b>	<b>5</b>	<b>1</b>	<b>4</b>	<b>0</b>
0621 Blackmail or extortion	11	8	5	1	4	0
<b>063 Hijacking Offences</b>	<b>89</b>	<b>55</b>	<b>30</b>	<b>13</b>	<b>17</b>	<b>0</b>
0631 Carjacking, highjacking/unlawful seizure of of aircraft/vessel	89	55	30	13	17	0
<b>07 Burglary and Related offences</b>	<b>24,771</b>	<b>5,393</b>	<b>3,146</b>	<b>1,512</b>	<b>932</b>	<b>244</b>
<b>071 Burglary</b>	<b>24,771</b>	<b>5,393</b>	<b>3,146</b>	<b>1,512</b>	<b>932</b>	<b>244</b>
0711 Aggravated burglary	282	104	69	12	39	5
0712 Burglary (not aggravated)	24,255	5,058	2,913	1,436	835	214
0713 Possession of an article (with intent to burgle, steal, demand)	234	231	164	64	58	25
<b>08 Theft and Related Offences</b>	<b>74,496</b>	<b>26,575</b>	<b>15,288</b>	<b>6,934</b>	<b>4,297</b>	<b>1,384</b>
<b>081 Theft/Taking of Vehicle and Related offences</b>	<b>13,661</b>	<b>2,465</b>	<b>1,634</b>	<b>728</b>	<b>483</b>	<b>193</b>
0811 Theft/Unauthorised taking of vehicle.	12,642	1,898	1,216	544	358	132
0812 Interfering with vehicle (with intent to steal item or vehicle)	1,019	567	418	184	125	61
<b>082 Theft (not vehicle)</b>	<b>59,320</b>	<b>22,595</b>	<b>12,611</b>	<b>5,818</b>	<b>3,458</b>	<b>1,050</b>
0821 Theft from person	3,611	897	493	226	136	54
0822 Theft from shop	18,460	14,748	8,717	4,144	2,311	685
0823 Theft from vehicle	13,443	1,537	711	320	211	68
0824 Theft/Unauthorised taking of a pedal cycle	3,148	246	92	31	38	13
0826 Theft of, or interference with mail	28	10	2	2	0	0
0827 Theft of other property	20,630	5,157	2,596	1,095	762	230
<b>083 Handling Stolen Property</b>	<b>1,515</b>	<b>1,515</b>	<b>1,043</b>	<b>388</b>	<b>356</b>	<b>141</b>
0831 Handling or possession of stolen property	1,515	1,515	1,043	388	356	141

\* includes Conviction, Proved and order made without conviction, Probation of Offenders Act

Continued . . .



**Table 1.1d Incidents recorded, those detected, those with relevant proceedings, outcomes 2006, continued**

	Recorded	Detected	With relevant proceedings	Conviction*	Pending (incl. Appeals allowed)	Non-Conviction
<b>09 Fraud, deception and Related Offences</b>	<b>4,167</b>	<b>2,170</b>	<b>1,117</b>	<b>436</b>	<b>343</b>	<b>84</b>
<b>091 Fraud, Forgery and False Instrument Offences</b>	<b>3,954</b>	<b>2,057</b>	<b>1,074</b>	<b>422</b>	<b>328</b>	<b>80</b>
0911 Fraud, deception, false pretence offences	2,380	882	418	140	153	28
0912 Forging an instrument to defraud	1,440	1,072	590	261	159	43
0913 Possession of an article for use in fraud, deception or extortion	115	96	63	20	15	9
0914 Falsification of accounts	15	4	1	0	1	0
0915 Offences under the Companies Act	3	2	1	1	0	0
0916 Offences under the Investment Intermediaries Act	1	1	1	0	0	0
0917 Offences under the Stock Exchange Act	0	0	0	0	0	0
<b>092 Other fraud</b>	<b>60</b>	<b>54</b>	<b>15</b>	<b>6</b>	<b>5</b>	<b>2</b>
0921 Money laundering	15	14	2	1	1	0
0922 Embezzlement	10	8	2	0	1	1
0923 Fraud against the European Union	0	0	0	0	0	0
0924 Importation/Sale/Supply of tobacco offences	35	32	11	5	3	1
<b>093 Counterfeiting Currency and Related Offences</b>	<b>151</b>	<b>59</b>	<b>28</b>	<b>8</b>	<b>10</b>	<b>2</b>
0931 Counterfeiting notes and coins	151	59	28	8	10	2
<b>094 Corruption</b>	<b>2</b>	<b>0</b>	<b>0</b>	<b>0</b>	<b>0</b>	<b>0</b>
0941 Corruption (involving public office holder)	2	0	0	0	0	0
<b>10 Controlled Drug Offences</b>	<b>14,233</b>	<b>13,963</b>	<b>8,924</b>	<b>3,104</b>	<b>1,901</b>	<b>757</b>
<b>101 Importation / Manufacture of Drugs</b>	<b>135</b>	<b>133</b>	<b>86</b>	<b>34</b>	<b>30</b>	<b>3</b>
1011 Importation of drugs	43	41	32	11	20	0
1012 Cultivation or manufacture of drugs	92	92	54	23	10	3
<b>102 Possession of Drugs</b>	<b>13,488</b>	<b>13,223</b>	<b>8,398</b>	<b>2,920</b>	<b>1,729</b>	<b>704</b>
1021 Possession of drugs for sale or supply	3,025	3,025	2,291	691	908	115
1022 Possession of drugs for personal use	10,463	10,198	6,107	2,229	821	589
<b>103 Other Drug Offences</b>	<b>610</b>	<b>607</b>	<b>440</b>	<b>150</b>	<b>142</b>	<b>50</b>
1031 Forged or altered prescription offences	138	138	91	26	37	5
1032 Obstruction under the Drugs Act	472	469	349	124	105	45
<b>11 Weapons and Explosives Offences</b>	<b>3,117</b>	<b>2,767</b>	<b>1,647</b>	<b>705</b>	<b>448</b>	<b>190</b>
<b>111 Explosives, Chemical Weapons Offences</b>	<b>163</b>	<b>143</b>	<b>29</b>	<b>14</b>	<b>4</b>	<b>1</b>
1111 Causing an explosion	14	5	1	0	1	0
1112 Making of explosives	0	0	0	0	0	0
1113 Possession of explosives	149	138	28	14	3	1
1114 Chemical weapons offences	0	0	0	0	0	0
<b>112 Firearms Offences</b>	<b>721</b>	<b>459</b>	<b>208</b>	<b>95</b>	<b>59</b>	<b>17</b>
1121 Discharging a firearm	297	87	29	15	7	3
1122 Possession of a firearm	424	372	179	80	52	14
<b>113 Offensive Weapons Offences (NEC)</b>	<b>2,200</b>	<b>2,139</b>	<b>1,407</b>	<b>595</b>	<b>385</b>	<b>171</b>
1131 Possession of offensive weapons (not firearms)	2,200	2,139	1,407	595	385	171
<b>114 Fireworks Offences</b>	<b>33</b>	<b>26</b>	<b>3</b>	<b>1</b>	<b>0</b>	<b>1</b>
1141 Fireworks Offences (for sale, igniting etc.)	33	26	3	1	0	1
<b>12 Damage to Property and to the Environment</b>	<b>43,570</b>	<b>8,969</b>	<b>4,297</b>	<b>1,664</b>	<b>1,181</b>	<b>656</b>
<b>121 Criminal Damage</b>	<b>43,437</b>	<b>8,879</b>	<b>4,243</b>	<b>1,640</b>	<b>1,180</b>	<b>648</b>
1211 Arson	1,635	351	133	36	60	12
1212 Criminal damage (not arson)	41,802	8,528	4,110	1,604	1,120	636
<b>122 Environmental Damage</b>	<b>133</b>	<b>90</b>	<b>54</b>	<b>24</b>	<b>1</b>	<b>8</b>
1221 Litter offences	133	90	54	24	1	8

\* includes Conviction, Proved and order made without conviction, Probation of Offenders Act

Continued . . .

**Table 1.1d Incidents recorded, those detected, those with relevant proceedings, outcomes 2006, continued**

	Recorded	Detected	With relevant proceedings	Conviction*	Pending (incl. Appeals allowed)	Non-Conviction
<b>13 Public Order and other Social Code Offences</b>	<b>56,648</b>	<b>50,514</b>	<b>29,725</b>	<b>15,535</b>	<b>4,662</b>	<b>3,315</b>
<b>131 Disorderly Conduct</b>	<b>47,214</b>	<b>45,068</b>	<b>27,031</b>	<b>14,253</b>	<b>4,137</b>	<b>2,905</b>
1311 Affray/Riot/Violent disorder	94	78	57	19	24	7
1312 Public order offences	35,198	33,338	20,550	10,796	3,258	2,227
1313 Drunkenness offences	11,864	11,601	6,408	3,429	851	669
1314 Air rage - disruptive or drunken behaviour on aircraft	58	51	16	9	4	2
<b>132 Trespass Offences</b>	<b>2,356</b>	<b>1,859</b>	<b>1,007</b>	<b>405</b>	<b>261</b>	<b>185</b>
1321 Forcible entry and occupation (not burglary)	2	1	1	0	1	0
1322 Trespass on lands or enclosed areas	2,354	1,858	1,006	405	260	185
<b>133 Liquor Licensing Offences</b>	<b>5,749</b>	<b>2,431</b>	<b>920</b>	<b>560</b>	<b>76</b>	<b>117</b>
1331 Liquor licensing offences	5,721	2,420	920	560	76	117
1332 Registered clubs offences	26	10	0	0	0	0
1333 Special restaurant offences	2	1	0	0	0	0
<b>134 Prostitution Offences</b>	<b>108</b>	<b>95</b>	<b>63</b>	<b>33</b>	<b>17</b>	<b>3</b>
1341 Brothel keeping	12	9	1	0	1	0
1342 Organisation of prostitution	17	15	9	1	4	1
1343 Prostitution, including soliciting etc.	79	71	53	32	12	2
<b>135 Regulated Betting/Money, Collection/Trading Offences</b>	<b>419</b>	<b>370</b>	<b>242</b>	<b>116</b>	<b>45</b>	<b>18</b>
1351 Offences under the Betting Acts	7	3	1	0	0	0
1352 Collecting money without permit, unauthorised collection	26	25	14	4	4	1
1353 Offences under Gaming and Lotteries Acts	39	17	10	8	1	0
1354 Permit/License offences for casual/street trading	347	325	217	104	40	17
<b>136 Social Code Offences (NEC)</b>	<b>802</b>	<b>691</b>	<b>462</b>	<b>168</b>	<b>126</b>	<b>87</b>
1361 Bestiality	0	0	0	0	0	0
1362 Indecency	194	108	67	22	24	6
1363 Allowing a child (under 16 years) to beg	1	0	0	0	0	0
1364 Bigamy	2	2	0	0	0	0
1365 Begging	605	581	395	146	102	81
<b>14 Road and Traffic Offences (NEC)</b>	<b>275,592</b>	<b>272,790</b>	<b>125,382</b>	<b>21,682</b>	<b>4,471</b>	<b>20,138</b>
<b>141 Driving Licence/Insurance Offences</b>	<b>37,781</b>	<b>37,490</b>	<b>30,589</b>	<b>6,506</b>	<b>1,663</b>	<b>6,969</b>
1411 Driving licence-failure to have, produce, etc.	7,214	7,141	5,961	1,000	131	1,505
1412 Insurance-failure to have, produce, display, etc.	30,567	30,349	24,628	5,506	1,532	5,464
<b>142 Tax/Registration Offences</b>	<b>58,113</b>	<b>57,946</b>	<b>21,171</b>	<b>3,239</b>	<b>291</b>	<b>2,570</b>
1421 No tax, non-display of tax, unregistered vehicle etc.	58,101	57,934	21,162	3,237	291	2,567
1422 Misuse of Trade Licence	12	12	9	2	0	3
<b>143 Roadworthiness/Regulatory Offences</b>	<b>175,997</b>	<b>174,019</b>	<b>71,749</b>	<b>11,345</b>	<b>2,437</b>	<b>10,224</b>
1431 Misuse of trailers, weight and other offences	989	900	617	257	28	110
1432 Obstruction under Road Traffic Acts	223	119	66	24	3	20
1433 Other road offences	174,785	173,000	71,066	11,064	2,406	10,094
<b>144 Road Transport/Public Service Vehicles Offences</b>	<b>3,701</b>	<b>3,335</b>	<b>1,873</b>	<b>592</b>	<b>80</b>	<b>375</b>
1441 Road Transport - carriage of goods offences	3,048	2,815	1,668	521	59	338
1442 Public Service Vehicle offences	646	513	205	71	21	37
1443 Light rail offences (Luas)	7	7	0	0	0	0

\* includes Conviction, Proved and order made without conviction, Probation of Offenders Act

Continued . . .

**Table 1.1d Incidents recorded, those detected, those with relevant proceedings, outcomes 2006, continued**

	Recorded	Detected	With relevant proceedings	Conviction*	Pending (incl. Appeals allowed)	Non-Conviction
<b>15 Offences against Government, Justice Procedures and Organisation of Crime</b>	<b>9,445</b>	<b>9,333</b>	<b>4,914</b>	<b>1,845</b>	<b>1,453</b>	<b>707</b>
<b>151 Offences Against Government and its agents</b>	<b>237</b>	<b>193</b>	<b>73</b>	<b>25</b>	<b>20</b>	<b>2</b>
1511 Treason	0	0	0	0	0	0
1512 Breaches of Offences against the State Acts	73	59	1	1	0	0
1513 Breaches of Official Secrets Act	0	0	0	0	0	0
1514 Impersonating member of An Garda Síochána	13	8	2	1	0	0
1515 Electoral offences including personation	0	0	0	0	0	0
1516 Public mischief-annoying phone calls and wasting police time	107	82	30	13	13	0
1517 Criminal Assets Bureau offences	2	2	1	0	0	0
1518 Non compliance with Garda direction	42	42	39	10	7	2
<b>152 Organisation of Crime and Conspiracy to Commit Crime</b>	<b>18</b>	<b>15</b>	<b>0</b>	<b>0</b>	<b>0</b>	<b>0</b>
1521 Criminal organisation offences (organised crime)	N/A	N/A	N/A	N/A	N/A	N/A
1522 Conspiracy to commit a crime	18	15	0	0	0	0
<b>153 Perverting the Course of justice</b>	<b>248</b>	<b>191</b>	<b>12</b>	<b>3</b>	<b>4</b>	<b>2</b>
1531 Perjury	5	5	2	0	2	0
1532 Interfering with a jury (embracery)	1	0	0	0	0	0
1533 Assisting offenders	0	0	0	0	0	0
1534 Public mischief, pervert course of justice, conceal offence	242	186	10	3	2	2
<b>154 Offences while in Custody and Related offences</b>	<b>76</b>	<b>70</b>	<b>34</b>	<b>24</b>	<b>4</b>	<b>1</b>
1541 Escape or help to escape from custody	76	70	34	24	4	1
1542 Prison offences	N/A	N/A	N/A	N/A	N/A	N/A
<b>155 Breach of Justice/Court Order</b>	<b>8,866</b>	<b>8,864</b>	<b>4,795</b>	<b>1,793</b>	<b>1,425</b>	<b>702</b>
1551 Breach of Domestic Violence Order (protection, safety, barring)	1,184	1,184	1,057	349	237	368
1552 Breach of bail	4,067	4,067	2,427	969	754	222
1553 Failure to comply under Sex Offenders Act	16	16	5	2	1	0
1554 Breach of Order under Family Law Act	88	86	3	0	1	1
1555 Other failure to comply with court order, jury summons, warrant etc.	3,511	3,511	1,303	473	432	111
<b>16 Offences Not Elsewhere Classified</b>	<b>2,587</b>	<b>1,772</b>	<b>759</b>	<b>299</b>	<b>163</b>	<b>109</b>
<b>161 Importation/Control/Welfare of Animals offences</b>	<b>791</b>	<b>376</b>	<b>249</b>	<b>109</b>	<b>50</b>	<b>20</b>
1611 Illegal importation of animals	0	0	0	0	0	0
1612 Control of horses offences	107	31	21	10	3	1
1613 Dog ownership offences (licence, control etc)	467	206	127	50	17	10
1614 Offences against animals	217	139	101	49	30	9
<b>162 Fisheries/Maritime Offences</b>	<b>40</b>	<b>36</b>	<b>14</b>	<b>2</b>	<b>3</b>	<b>0</b>
1621 Breaches of EU fishing quota and related EU regulation	40	36	14	2	3	0
1622 Merchant shipping / Maritime safety offences	N/A	N/A	N/A	N/A	N/A	N/A
<b>163 Use of Data, Electronic Counterfeit and Broadcasting</b>	<b>94</b>	<b>77</b>	<b>7</b>	<b>4</b>	<b>2</b>	<b>0</b>
1631 Unauthorised accessing of data	6	2	0	0	0	0
1632 Recording, possession or distribution of counterfeit material	75	67	0	0	0	0
1633 Unauthorised broadcasting and illegal signal reception	13	8	7	4	2	0
<b>164 Miscellaneous Offences</b>	<b>1,662</b>	<b>1,283</b>	<b>489</b>	<b>184</b>	<b>108</b>	<b>89</b>
1641 Abortion	0	0	0	0	0	0
1642 Procuring or assisting in abortion	1	1	1	0	1	0
1643 Concealment of birth	0	0	0	0	0	0
1644 Destroying / Disposing of a dead body	0	0	0	0	0	0
1645 Pawnbroking offences	0	0	0	0	0	0
1646 Offences in connection with rail travel	43	39	14	7	3	1
1647 Employment permit offences (relating to non-Irish national)	26	25	21	8	0	8
1648 Immigration offences/carrier liability	1,592	1,218	453	169	104	80

\* includes Conviction, Proved and order made without conviction, Probation of Offenders Act

**Table 1.2a Incidents with any proceedings and related outcomes 2003**

	With any proceedings	Conviction*	Pending (incl. Appeals allowed)	Non-Conviction
<b>01 Homicide Offences</b>	<b>59</b>	<b>46</b>	<b>4</b>	<b>6</b>
<b>011 Murder/Manslaughter/Infanticide</b>	<b>32</b>	<b>25</b>	<b>2</b>	<b>4</b>
0111 Murder	18	13	2	2
0112 Manslaughter	14	12	0	2
0113 Infanticide	0	0	0	0
<b>012 Dangerous Driving Leading to Death</b>	<b>27</b>	<b>21</b>	<b>2</b>	<b>2</b>
0121 Manslaughter (traffic fatality)	1	1	0	0
0122 Dangerous driving causing death	26	20	2	2
<b>02 Sexual Offences</b>	<b>880</b>	<b>451</b>	<b>192</b>	<b>125</b>
<b>021 Rape and Sexual Assault</b>	<b>807</b>	<b>414</b>	<b>185</b>	<b>118</b>
0211 Rape of a male or female	67	33	17	12
0212 Defilement of a boy or girl less than 17 years old	61	32	17	7
0213 Sexual offence involving mentally impaired person	2	0	0	0
0214 Aggravated sexual assault	3	3	0	0
0215 Sexual assault (not aggravated)	674	346	151	99
<b>022 Other Sexual Offences</b>	<b>73</b>	<b>37</b>	<b>7</b>	<b>7</b>
0221 Incest	1	1	0	0
0222 Child pornography offences	54	23	4	5
0223 Child pornography - obstruction of warrant	0	0	0	0
0224 Gross indecency	18	13	3	2
<b>03 Attempts/Threats to Murder, Assaults, Harassments and Related offences</b>	<b>6,715</b>	<b>3,007</b>	<b>1,104</b>	<b>1,815</b>
<b>031 Attempts/Threats to Murder</b>	<b>28</b>	<b>11</b>	<b>4</b>	<b>12</b>
0311 Murder-attempt	0	0	0	0
0312 Murder-threat	28	11	4	12
<b>032 Assaults</b>	<b>6,332</b>	<b>2,849</b>	<b>998</b>	<b>1,736</b>
0321 Assault causing harm	2,156	1,031	370	539
0322 Poisoning	0	0	0	0
0323 Assault or obstruction of Garda/official, resisting arrest	199	110	32	31
0324 Minor assault	3,977	1,708	596	1,166
<b>033 Harassment and Related Offences</b>	<b>355</b>	<b>147</b>	<b>102</b>	<b>67</b>
0331 Harassment, stalking, threats	189	88	34	39
0332 Coercion	2	1	0	1
0333 Menacing phone calls	156	55	67	23
0334 Incitement to hatred offences	8	3	1	4
0335 Demanding payment of debt causing alarm	0	0	0	0

\* includes Conviction, Proved and order made without conviction, Probation of Offenders Act

Continued . . .

**Table 1.2a Incidents with any proceedings and related outcomes 2003, continued**

	With any proceedings	Conviction*	Pending (incl. Appeals allowed)	Non-Conviction
<b>04 Dangerous or Negligent Acts</b>	<b>51,155</b>	<b>9,854</b>	<b>1,563</b>	<b>2,604</b>
<b>041 Dangerous or Negligent Operation of a Vehicle</b>	<b>51,019</b>	<b>9,785</b>	<b>1,545</b>	<b>2,582</b>
0411 Dangerous driving causing serious bodily harm	17	12	1	3
0412 Driving/In charge of a vehicle while over legal alcohol limit	9,935	6,654	1,102	1,213
0413 Driving/In charge of a vehicle under the influence of drugs	64	31	7	15
0414 Dangerous/careless driving and motorway offences	3,177	1,761	364	606
0415 Speeding	37,826	1,327	71	745
<b>042 Other Dangerous or Negligent Acts</b>	<b>136</b>	<b>69</b>	<b>18</b>	<b>22</b>
0421 Endangerment with potential for serious harm/death	29	17	3	5
0422 Abandoning a child, child neglect and cruelty	35	21	6	4
0423 Unseaworthy/Dangerous use of boat or ship	N/A	N/A	N/A	N/A
0424 False alarm/Interference with aircraft or air transport facilities	3	2	1	0
0425 Endangering traffic offences	69	29	8	13
<b>05 Kidnapping and Related Offences</b>	<b>27</b>	<b>12</b>	<b>6</b>	<b>6</b>
<b>051 False Imprisonment, Abduction</b>	<b>27</b>	<b>12</b>	<b>6</b>	<b>6</b>
0511 False Imprisonment	24	10	6	6
0512 Abduction of person under 16 years of age	3	2	0	0
<b>06 Robbery, Extortion and highjacking offences</b>	<b>748</b>	<b>505</b>	<b>168</b>	<b>44</b>
<b>061 Robbery</b>	<b>718</b>	<b>486</b>	<b>162</b>	<b>42</b>
0611 Robbery of an establishment or institution	286	197	68	13
0612 Robbery of cash or goods in transit	7	5	1	0
0613 Robbery from the person	425	284	93	29
<b>062 Extortion offences</b>	<b>7</b>	<b>2</b>	<b>3</b>	<b>1</b>
0621 Blackmail or extortion	7	2	3	1
<b>063 Hijacking Offences</b>	<b>23</b>	<b>17</b>	<b>3</b>	<b>1</b>
0631 Carjacking, highjacking/unlawful seizure of of aircraft/vessel	23	17	3	1
<b>07 Burglary and Related offences</b>	<b>3,184</b>	<b>1,964</b>	<b>616</b>	<b>343</b>
<b>071 Burglary</b>	<b>3,184</b>	<b>1,964</b>	<b>616</b>	<b>343</b>
0711 Aggravated burglary	73	51	13	5
0712 Burglary (not aggravated)	2,945	1,831	562	308
0713 Possession of an article (with intent to burgle, steal, demand)	166	82	41	30
<b>08 Theft and Related Offences</b>	<b>16,144</b>	<b>8,556</b>	<b>3,635</b>	<b>2,058</b>
<b>081 Theft/Taking of Vehicle and Related offences</b>	<b>1,544</b>	<b>935</b>	<b>306</b>	<b>176</b>
0811 Theft/Unauthorised taking of vehicle.	1,168	722	224	121
0812 Interfering with vehicle (with intent to steal item or vehicle)	376	213	82	55
<b>082 Theft (not vehicle)</b>	<b>13,472</b>	<b>7,093</b>	<b>3,031</b>	<b>1,696</b>
0821 Theft from person	801	431	213	96
0822 Theft from shop	8,907	4,661	2,052	1,041
0823 Theft from vehicle	775	422	188	94
0824 Theft/Unauthorised taking of a pedal cycle	86	40	14	19
0826 Theft of, or interference with mail	16	12	0	1
0827 Theft of other property	2,887	1,527	564	445
<b>083 Handling Stolen Property</b>	<b>1,128</b>	<b>528</b>	<b>298</b>	<b>186</b>
0831 Handling or possession of stolen property	1,128	528	298	186

\* includes Conviction, Proved and order made without conviction, Probation of Offenders Act

Continued . . .

**Table 1.2a Incidents with any proceedings and related outcomes 2003, continued**

	With any proceedings	Conviction*	Pending (incl. Appeals allowed)	Non-Conviction
<b>09 Fraud, deception and Related Offences</b>	<b>1,982</b>	<b>1,020</b>	<b>498</b>	<b>206</b>
<b>091 Fraud, Forgery and False Instrument Offences</b>	<b>1,873</b>	<b>958</b>	<b>471</b>	<b>201</b>
0911 Fraud, deception, false pretence offences	964	516	224	104
0912 Forging an instrument to defraud	789	367	234	84
0913 Possession of an article for use in fraud, deception or extortion	76	38	9	12
0914 Falsification of accounts	7	6	0	1
0915 Offences under the Companies Act	37	31	4	0
0916 Offences under the Investment Intermediaries Act	0	0	0	0
0917 Offences under the Stock Exchange Act	0	0	0	0
<b>092 Other fraud</b>	<b>43</b>	<b>26</b>	<b>12</b>	<b>1</b>
0921 Money laundering	5	3	0	0
0922 Embezzlement	20	9	10	0
0923 Fraud against the European Union	0	0	0	0
0924 Importation/Sale/Supply of tobacco offences	18	14	2	1
<b>093 Counterfeiting Currency and Related Offences</b>	<b>64</b>	<b>35</b>	<b>14</b>	<b>4</b>
0931 Counterfeiting notes and coins	64	35	14	4
<b>094 Corruption</b>	<b>2</b>	<b>1</b>	<b>1</b>	<b>0</b>
0941 Corruption (involving public office holder)	2	1	1	0
<b>10 Controlled Drug Offences</b>	<b>5,341</b>	<b>3,004</b>	<b>688</b>	<b>711</b>
<b>101 Importation / Manufacture of Drugs</b>	<b>74</b>	<b>51</b>	<b>5</b>	<b>6</b>
1011 Importation of drugs	24	16	4	1
1012 Cultivation or manufacture of drugs	50	35	1	5
<b>102 Possession of Drugs</b>	<b>5,005</b>	<b>2,830</b>	<b>633</b>	<b>656</b>
1021 Possession of drugs for sale or supply	1,720	1,035	306	168
1022 Possession of drugs for personal use	3,285	1,795	327	488
<b>103 Other Drug Offences</b>	<b>262</b>	<b>123</b>	<b>50</b>	<b>49</b>
1031 Forged or altered prescription offences	53	22	19	4
1032 Obstruction under the Drugs Act	209	101	31	45
<b>11 Weapons and Explosives Offences</b>	<b>1,117</b>	<b>611</b>	<b>215</b>	<b>170</b>
<b>111 Explosives, Chemical Weapons Offences</b>	<b>9</b>	<b>7</b>	<b>0</b>	<b>2</b>
1111 Causing an explosion	0	0	0	0
1112 Making of explosives	0	0	0	0
1113 Possession of explosives	9	7	0	2
1114 Chemical weapons offences	0	0	0	0
<b>112 Firearms Offences</b>	<b>219</b>	<b>129</b>	<b>35</b>	<b>33</b>
1121 Discharging a firearm	46	20	11	8
1122 Possession of a firearm	173	109	24	25
<b>113 Offensive Weapons Offences (NEC)</b>	<b>889</b>	<b>475</b>	<b>180</b>	<b>135</b>
1131 Possession of offensive weapons (not firearms)	889	475	180	135
<b>114 Fireworks Offences</b>	<b>N/A</b>	<b>N/A</b>	<b>N/A</b>	<b>N/A</b>
1141 Fireworks Offences (for sale, igniting etc.)	N/A	N/A	N/A	N/A
<b>12 Damage to Property and to the Environment</b>	<b>4,559</b>	<b>2,428</b>	<b>809</b>	<b>814</b>
<b>121 Criminal Damage</b>	<b>4,505</b>	<b>2,402</b>	<b>804</b>	<b>808</b>
1211 Arson	148	83	34	21
1212 Criminal damage (not arson)	4,357	2,319	770	787
<b>122 Environmental Damage</b>	<b>54</b>	<b>26</b>	<b>5</b>	<b>6</b>
1221 Litter offences	54	26	5	6

\* includes Conviction, Proved and order made without conviction, Probation of Offenders Act

Continued . . .

**Table 1.2a Incidents with any proceedings and related outcomes 2003, continued**

	With any proceedings	Conviction*	Pending (incl. Appeals allowed)	Non-Conviction
<b>13 Public Order and other Social Code Offences</b>	<b>27,713</b>	<b>15,531</b>	<b>3,911</b>	<b>3,811</b>
<b>131 Disorderly Conduct</b>	<b>24,605</b>	<b>13,905</b>	<b>3,299</b>	<b>3,344</b>
1311 Affray/Riot/Violent disorder	44	21	14	6
1312 Public order offences	17,216	9,779	2,324	2,387
1313 Drunkenness offences	7,337	4,100	961	948
1314 Air rage - disruptive or drunken behaviour on aircraft	8	5	0	3
<b>132 Trespass Offences</b>	<b>772</b>	<b>320</b>	<b>218</b>	<b>164</b>
1321 Forcible entry and occupation (not burglary)	0	0	0	0
1322 Trespass on lands or enclosed areas	772	320	218	164
<b>133 Liquor Licensing Offences</b>	<b>1,189</b>	<b>820</b>	<b>49</b>	<b>185</b>
1331 Liquor licensing offences	1,186	819	48	184
1332 Registered clubs offences	3	1	1	1
1333 Special restaurant offences	0	0	0	0
<b>134 Prostitution Offences</b>	<b>157</b>	<b>85</b>	<b>49</b>	<b>13</b>
1341 Brothel keeping	2	1	0	0
1342 Organisation of prostitution	100	55	28	10
1343 Prostitution, including soliciting etc.	55	29	21	3
<b>135 Regulated Betting/Money, Collection/Trading Offences</b>	<b>198</b>	<b>93</b>	<b>26</b>	<b>19</b>
1351 Offences under the Betting Acts	3	3	0	0
1352 Collecting money without permit, unauthorised collection	5	2	0	1
1353 Offences under Gaming and Lotteries Acts	5	4	0	0
1354 Permit/License offences for casual/street trading	185	84	26	18
<b>136 Social Code Offences (NEC)</b>	<b>792</b>	<b>308</b>	<b>270</b>	<b>86</b>
1361 Bestiality	0	0	0	0
1362 Indecency	58	29	10	12
1363 Allowing a child (under 16 years) to beg	2	1	1	0
1364 Bigamy	0	0	0	0
1365 Begging	732	278	259	74
<b>14 Road and Traffic Offences (NEC)</b>	<b>77,081</b>	<b>14,458</b>	<b>2,009</b>	<b>10,299</b>
<b>141 Driving Licence/Insurance Offences</b>	<b>14,427</b>	<b>5,790</b>	<b>899</b>	<b>3,616</b>
1411 Driving licence-failure to have, produce, etc.	966	370	45	255
1412 Insurance-failure to have, produce, display, etc.	13,461	5,420	854	3,361
<b>142 Tax/Registration Offences</b>	<b>17,302</b>	<b>1,318</b>	<b>83</b>	<b>937</b>
1421 No tax, non-display of tax, unregistered vehicle etc.	17,293	1,315	83	933
1422 Misuse of Trade Licence	9	3	0	4
<b>143 Roadworthiness/Regulatory Offences</b>	<b>44,415</b>	<b>6,905</b>	<b>989</b>	<b>5,550</b>
1431 Misuse of trailers, weight and other offences	418	171	12	119
1432 Obstruction under Road Traffic Acts	73	27	5	17
1433 Other road offences	43,924	6,707	972	5,414
<b>144 Road Transport/Public Service Vehicles Offences</b>	<b>937</b>	<b>445</b>	<b>38</b>	<b>196</b>
1441 Road Transport - carriage of goods offences	583	236	24	147
1442 Public Service Vehicle offences	354	209	14	49
1443 Light rail offences (Luas)	N/A	N/A	N/A	N/A

\* includes Conviction, Proved and order made without conviction, Probation of Offenders Act

Continued . . .

**Table 1.2a Incidents with any proceedings and related outcomes 2003, continued**

	With any proceedings	Conviction*	Pending (incl. Appeals allowed)	Non-Conviction
<b>15 Offences against Government, Justice Procedures and Organisation of Crime</b>	<b>4,487</b>	<b>1,862</b>	<b>1,117</b>	<b>896</b>
<b>151 Offences Against Government and its agents</b>	<b>83</b>	<b>46</b>	<b>20</b>	<b>11</b>
1511 Treason	0	0	0	0
1512 Breaches of Offences against the State Acts	23	18	4	1
1513 Breaches of Official Secrets Act	1	0	0	1
1514 Impersonating member of An Garda Síochána	2	0	0	1
1515 Electoral offences including personation	0	0	0	0
1516 Public mischief-annoying phone calls and wasting police time	52	25	16	7
1517 Criminal Assets Bureau offences	1	1	0	0
1518 Non compliance with Garda direction	4	2	0	1
<b>152 Organisation of Crime and Conspiracy to Commit Crime</b>	<b>2</b>	<b>1</b>	<b>1</b>	<b>0</b>
1521 Criminal organisation offences (organised crime)	N/A	N/A	N/A	N/A
1522 Conspiracy to commit a crime	2	1	1	0
<b>153 Perverting the Course of justice</b>	<b>115</b>	<b>42</b>	<b>25</b>	<b>26</b>
1531 Perjury	1	1	0	0
1532 Interfering with a jury (embracery)	1	1	0	0
1533 Assisting offenders	0	0	0	0
1534 Public mischief, pervert course of justice, conceal offence	113	40	25	26
<b>154 Offences while in Custody and Related offences</b>	<b>34</b>	<b>21</b>	<b>3</b>	<b>7</b>
1541 Escape or help to escape from custody	34	21	3	7
1542 Prison offences	N/A	N/A	N/A	N/A
<b>155 Breach of Justice/Court Order</b>	<b>4,253</b>	<b>1,752</b>	<b>1,068</b>	<b>852</b>
1551 Breach of Domestic Violence Order (protection, safety, barring)	1,267	479	194	507
1552 Breach of bail	2,316	989	706	255
1553 Failure to comply under Sex Offenders Act	0	0	0	0
1554 Breach of Order under Family Law Act	5	1	0	2
1555 Other failure to comply with court order, jury summons, warrant etc.	665	283	168	88
<b>16 Offences Not Elsewhere Classified</b>	<b>805</b>	<b>373</b>	<b>133</b>	<b>178</b>
<b>161 Importation/Control/Welfare of Animals offences</b>	<b>254</b>	<b>149</b>	<b>16</b>	<b>55</b>
1611 Illegal importation of animals	34	11	1	20
1612 Control of horses offences	14	8	1	3
1613 Dog ownership offences (licence, control etc)	77	49	4	11
1614 Offences against animals	129	81	10	21
<b>162 Fisheries/Maritime Offences</b>	<b>42</b>	<b>11</b>	<b>7</b>	<b>4</b>
1621 Breaches of EU fishing quota and related EU regulation	42	11	7	4
1622 Merchant shipping / Maritime safety offences	N/A	N/A	N/A	N/A
<b>163 Use of Data, Electronic Counterfeit and Broadcasting</b>	<b>33</b>	<b>6</b>	<b>7</b>	<b>8</b>
1631 Unauthorised accessing of data	5	0	0	0
1632 Recording, possession or distribution of counterfeit material	18	3	5	6
1633 Unauthorised broadcasting and illegal signal reception	10	3	2	2
<b>164 Miscellaneous Offences</b>	<b>476</b>	<b>207</b>	<b>103</b>	<b>111</b>
1641 Abortion	0	0	0	0
1642 Procuring or assisting in abortion	0	0	0	0
1643 Concealment of birth	0	0	0	0
1644 Destroying / Disposing of a dead body	0	0	0	0
1645 Pawnbroking offences	0	0	0	0
1646 Offences in connection with rail travel	18	8	2	5
1647 Employment permit offences (relating to non-Irish national)	16	6	1	3
1648 Immigration offences/carrier liability	442	193	100	103

\* includes Conviction, Proved and order made without conviction, Probation of Offenders Act



**Table 1.2b Incidents with any proceedings and related outcomes 2004**

	With any proceedings	Conviction*	Pending (incl. Appeals allowed)	Non-Conviction
<b>01 Homicide Offences</b>	<b>86</b>	<b>66</b>	<b>6</b>	<b>5</b>
<b>011 Murder/Manslaughter/Infanticide</b>	<b>37</b>	<b>30</b>	<b>3</b>	<b>2</b>
0111 Murder	23	19	2	0
0112 Manslaughter	14	11	1	2
0113 Infanticide	0	0	0	0
<b>012 Dangerous Driving Leading to Death</b>	<b>49</b>	<b>36</b>	<b>3</b>	<b>3</b>
0121 Manslaughter (traffic fatality)	1	1	0	0
0122 Dangerous driving causing death	48	35	3	3
<b>02 Sexual Offences</b>	<b>651</b>	<b>239</b>	<b>179</b>	<b>79</b>
<b>021 Rape and Sexual Assault</b>	<b>608</b>	<b>216</b>	<b>163</b>	<b>77</b>
0211 Rape of a male or female	74	27	26	8
0212 Defilement of a boy or girl less than 17 years old	53	8	7	12
0213 Sexual offence involving mentally impaired person	2	0	1	0
0214 Aggravated sexual assault	3	2	1	0
0215 Sexual assault (not aggravated)	476	179	128	57
<b>022 Other Sexual Offences</b>	<b>43</b>	<b>23</b>	<b>16</b>	<b>2</b>
0221 Incest	0	0	0	0
0222 Child pornography offences	39	22	14	2
0223 Child pornography - obstruction of warrant	0	0	0	0
0224 Gross indecency	4	1	2	0
<b>03 Attempts/Threats to Murder, Assaults, Harassments and Related offences</b>	<b>6,173</b>	<b>2,627</b>	<b>957</b>	<b>1,674</b>
<b>031 Attempts/Threats to Murder</b>	<b>31</b>	<b>13</b>	<b>5</b>	<b>11</b>
0311 Murder-attempt	0	0	0	0
0312 Murder-threat	31	13	5	11
<b>032 Assaults</b>	<b>5,904</b>	<b>2,503</b>	<b>923</b>	<b>1,619</b>
0321 Assault causing harm	2,071	925	363	509
0322 Poisoning	0	0	0	0
0323 Assault or obstruction of Garda/official, resisting arrest	153	93	26	16
0324 Minor assault	3,680	1,485	534	1,094
<b>033 Harassment and Related Offences</b>	<b>238</b>	<b>111</b>	<b>29</b>	<b>44</b>
0331 Harassment, stalking, threats	148	64	23	27
0332 Coercion	4	0	0	0
0333 Menacing phone calls	80	44	5	15
0334 Incitement to hatred offences	6	3	1	2
0335 Demanding payment of debt causing alarm	0	0	0	0

\* includes Conviction, Proved and order made without conviction, Probation of Offenders Act

Continued . . .

**Table 1.2b Incidents with any proceedings and related outcomes 2004, continued**

	With any proceedings	Conviction*	Pending (incl. Appeals allowed)	Non-Conviction
<b>04 Dangerous or Negligent Acts</b>	<b>46,610</b>	<b>10,308</b>	<b>1,532</b>	<b>2,902</b>
<b>041 Dangerous or Negligent Operation of a Vehicle</b>	<b>46,471</b>	<b>10,247</b>	<b>1,498</b>	<b>2,881</b>
0411 Dangerous driving causing serious bodily harm	28	12	9	3
0412 Driving/In charge of a vehicle while over legal alcohol limit	10,489	7,389	1,078	968
0413 Driving/In charge of a vehicle under the influence of drugs	61	36	6	7
0414 Dangerous/careless driving and motorway offences	3,583	2,109	339	518
0415 Speeding	32,310	701	66	1,385
<b>042 Other Dangerous or Negligent Acts</b>	<b>139</b>	<b>61</b>	<b>34</b>	<b>21</b>
0421 Endangerment with potential for serious harm/death	55	31	13	6
0422 Abandoning a child, child neglect and cruelty	14	7	3	4
0423 Unseaworthy/Dangerous use of boat or ship	N/A	N/A	N/A	N/A
0424 False alarm/Interference with aircraft or air transport facilities	9	5	2	1
0425 Endangering traffic offences	61	18	16	10
<b>05 Kidnapping and Related Offences</b>	<b>32</b>	<b>17</b>	<b>8</b>	<b>4</b>
<b>051 False Imprisonment, Abduction</b>	<b>32</b>	<b>17</b>	<b>8</b>	<b>4</b>
0511 False Imprisonment	29	14	8	4
0512 Abduction of person under 16 years of age	3	3	0	0
<b>06 Robbery, Extortion and highjacking offences</b>	<b>758</b>	<b>496</b>	<b>153</b>	<b>61</b>
<b>061 Robbery</b>	<b>733</b>	<b>480</b>	<b>145</b>	<b>61</b>
0611 Robbery of an establishment or institution	370	258	68	25
0612 Robbery of cash or goods in transit	11	7	2	1
0613 Robbery from the person	352	215	75	35
<b>062 Extortion offences</b>	<b>4</b>	<b>0</b>	<b>4</b>	<b>0</b>
0621 Blackmail or extortion	4	0	4	0
<b>063 Hijacking Offences</b>	<b>21</b>	<b>16</b>	<b>4</b>	<b>0</b>
0631 Carjacking, highjacking/unlawful seizure of of aircraft/vessel	21	16	4	0
<b>07 Burglary and Related offences</b>	<b>2,904</b>	<b>1,762</b>	<b>578</b>	<b>240</b>
<b>071 Burglary</b>	<b>2,904</b>	<b>1,762</b>	<b>578</b>	<b>240</b>
0711 Aggravated burglary	69	44	16	6
0712 Burglary (not aggravated)	2,686	1,641	525	215
0713 Possession of an article (with intent to burgle, steal, demand)	149	77	37	19
<b>08 Theft and Related Offences</b>	<b>14,832</b>	<b>7,761</b>	<b>3,225</b>	<b>1,830</b>
<b>081 Theft/Taking of Vehicle and Related offences</b>	<b>1,739</b>	<b>1,032</b>	<b>335</b>	<b>195</b>
0811 Theft/Unauthorised taking of vehicle.	1,344	826	241	131
0812 Interfering with vehicle (with intent to steal item or vehicle)	395	206	94	64
<b>082 Theft (not vehicle)</b>	<b>11,985</b>	<b>6,170</b>	<b>2,651</b>	<b>1,440</b>
0821 Theft from person	708	343	186	122
0822 Theft from shop	7,938	3,986	1,767	962
0823 Theft from vehicle	706	424	142	55
0824 Theft/Unauthorised taking of a pedal cycle	75	38	15	12
0826 Theft of, or interference with mail	16	7	3	1
0827 Theft of other property	2,542	1,372	538	288
<b>083 Handling Stolen Property</b>	<b>1,108</b>	<b>559</b>	<b>239</b>	<b>195</b>
0831 Handling or possession of stolen property	1,108	559	239	195

\* includes Conviction, Proved and order made without conviction, Probation of Offenders Act

Continued . . .

**Table 1.2b Incidents with any proceedings and related outcomes 2004, continued**

	With any proceedings	Conviction*	Pending (incl. Appeals allowed)	Non-Conviction
<b>09 Fraud, deception and Related Offences</b>	<b>1,721</b>	<b>868</b>	<b>367</b>	<b>216</b>
<b>091 Fraud, Forgery and False Instrument Offences</b>	<b>1,559</b>	<b>793</b>	<b>323</b>	<b>204</b>
0911 Fraud, deception, false pretence offences	766	382	151	108
0912 Forging an instrument to defraud	736	374	169	91
0913 Possession of an article for use in fraud, deception or extortion	41	26	3	5
0914 Falsification of accounts	11	10	0	0
0915 Offences under the Companies Act	5	1	0	0
0916 Offences under the Investment Intermediaries Act	0	0	0	0
0917 Offences under the Stock Exchange Act	0	0	0	0
<b>092 Other fraud</b>	<b>89</b>	<b>25</b>	<b>37</b>	<b>2</b>
0921 Money laundering	24	14	8	0
0922 Embezzlement	50	3	24	1
0923 Fraud against the European Union	0	0	0	0
0924 Importation/Sale/Supply of tobacco offences	15	8	5	1
<b>093 Counterfeiting Currency and Related Offences</b>	<b>71</b>	<b>48</b>	<b>7</b>	<b>10</b>
0931 Counterfeiting notes and coins	71	48	7	10
<b>094 Corruption</b>	<b>2</b>	<b>2</b>	<b>0</b>	<b>0</b>
0941 Corruption (involving public office holder)	2	2	0	0
<b>10 Controlled Drug Offences</b>	<b>5,820</b>	<b>2,966</b>	<b>725</b>	<b>729</b>
<b>101 Importation / Manufacture of Drugs</b>	<b>59</b>	<b>40</b>	<b>8</b>	<b>3</b>
1011 Importation of drugs	27	19	6	1
1012 Cultivation or manufacture of drugs	32	21	2	2
<b>102 Possession of Drugs</b>	<b>5,430</b>	<b>2,753</b>	<b>635</b>	<b>686</b>
1021 Possession of drugs for sale or supply	1,659	953	332	118
1022 Possession of drugs for personal use	3,771	1,800	303	568
<b>103 Other Drug Offences</b>	<b>331</b>	<b>173</b>	<b>82</b>	<b>40</b>
1031 Forged or altered prescription offences	87	53	23	5
1032 Obstruction under the Drugs Act	244	120	59	35
<b>11 Weapons and Explosives Offences</b>	<b>1,205</b>	<b>630</b>	<b>216</b>	<b>210</b>
<b>111 Explosives, Chemical Weapons Offences</b>	<b>9</b>	<b>3</b>	<b>1</b>	<b>4</b>
1111 Causing an explosion	0	0	0	0
1112 Making of explosives	0	0	0	0
1113 Possession of explosives	9	3	1	4
1114 Chemical weapons offences	0	0	0	0
<b>112 Firearms Offences</b>	<b>220</b>	<b>114</b>	<b>27</b>	<b>41</b>
1121 Discharging a firearm	42	19	8	10
1122 Possession of a firearm	178	95	19	31
<b>113 Offensive Weapons Offences (NEC)</b>	<b>976</b>	<b>513</b>	<b>188</b>	<b>165</b>
1131 Possession of offensive weapons (not firearms)	976	513	188	165
<b>114 Fireworks Offences</b>	<b>N/A</b>	<b>N/A</b>	<b>N/A</b>	<b>N/A</b>
1141 Fireworks Offences (for sale, igniting etc.)	N/A	N/A	N/A	N/A
<b>12 Damage to Property and to the Environment</b>	<b>4,193</b>	<b>2,127</b>	<b>796</b>	<b>792</b>
<b>121 Criminal Damage</b>	<b>4,134</b>	<b>2,087</b>	<b>793</b>	<b>785</b>
1211 Arson	139	88	29	14
1212 Criminal damage (not arson)	3,995	1,999	764	771
<b>122 Environmental Damage</b>	<b>59</b>	<b>40</b>	<b>3</b>	<b>7</b>
1221 Litter offences	59	40	3	7

\* includes Conviction, Proved and order made without conviction, Probation of Offenders Act

Continued . . .

**Table 1.2b Incidents with any proceedings and related outcomes 2004, continued**

	With any proceedings	Conviction*	Pending (incl. Appeals allowed)	Non-Conviction
<b>13 Public Order and other Social Code Offences</b>	<b>27,220</b>	<b>14,786</b>	<b>3,672</b>	<b>3,661</b>
<b>131 Disorderly Conduct</b>	<b>24,536</b>	<b>13,384</b>	<b>3,208</b>	<b>3,216</b>
1311 Affray/Riot/Violent disorder	46	30	8	4
1312 Public order offences	17,432	9,516	2,318	2,354
1313 Drunkenness offences	7,046	3,829	880	858
1314 Air rage - disruptive or drunken behaviour on aircraft	12	9	2	0
<b>132 Trespass Offences</b>	<b>758</b>	<b>309</b>	<b>195</b>	<b>166</b>
1321 Forcible entry and occupation (not burglary)	2	2	0	0
1322 Trespass on lands or enclosed areas	756	307	195	166
<b>133 Liquor Licensing Offences</b>	<b>1,091</b>	<b>743</b>	<b>38</b>	<b>150</b>
1331 Liquor licensing offences	1,084	738	38	148
1332 Registered clubs offences	6	4	0	2
1333 Special restaurant offences	1	1	0	0
<b>134 Prostitution Offences</b>	<b>191</b>	<b>101</b>	<b>59</b>	<b>17</b>
1341 Brothel keeping	2	0	2	0
1342 Organisation of prostitution	17	8	5	1
1343 Prostitution, including soliciting etc.	172	93	52	16
<b>135 Regulated Betting/Money, Collection/Trading Offences</b>	<b>175</b>	<b>76</b>	<b>23</b>	<b>38</b>
1351 Offences under the Betting Acts	1	0	0	1
1352 Collecting money without permit, unauthorised collection	6	3	1	1
1353 Offences under Gaming and Lotteries Acts	6	2	0	3
1354 Permit/License offences for casual/street trading	162	71	22	33
<b>136 Social Code Offences (NEC)</b>	<b>469</b>	<b>173</b>	<b>149</b>	<b>74</b>
1361 Bestiality	0	0	0	0
1362 Indecency	48	32	9	4
1363 Allowing a child (under 16 years) to beg	3	3	0	0
1364 Bigamy	0	0	0	0
1365 Begging	418	138	140	70
<b>14 Road and Traffic Offences (NEC)</b>	<b>73,651</b>	<b>15,598</b>	<b>2,273</b>	<b>11,570</b>
<b>141 Driving Licence/Insurance Offences</b>	<b>16,346</b>	<b>5,849</b>	<b>985</b>	<b>3,974</b>
1411 Driving licence-failure to have, produce, etc.	1,099	419	39	247
1412 Insurance-failure to have, produce, display, etc.	15,247	5,430	946	3,727
<b>142 Tax/Registration Offences</b>	<b>17,664</b>	<b>1,550</b>	<b>74</b>	<b>1,049</b>
1421 No tax, non-display of tax, unregistered vehicle etc.	17,661	1,549	74	1,049
1422 Misuse of Trade Licence	3	1	0	0
<b>143 Roadworthiness/Regulatory Offences</b>	<b>38,618</b>	<b>7,710</b>	<b>1,174</b>	<b>6,288</b>
1431 Misuse of trailers, weight and other offences	797	360	12	151
1432 Obstruction under Road Traffic Acts	98	24	0	13
1433 Other road offences	37,723	7,326	1,162	6,124
<b>144 Road Transport/Public Service Vehicles Offences</b>	<b>1,023</b>	<b>489</b>	<b>40</b>	<b>259</b>
1441 Road Transport - carriage of goods offences	781	369	26	204
1442 Public Service Vehicle offences	242	120	14	55
1443 Light rail offences (Luas)	N/A	N/A	N/A	N/A

\* includes Conviction, Proved and order made without conviction, Probation of Offenders Act

Continued . . .

**Table 1.2b Incidents with any proceedings and related outcomes 2004, continued**

	With any proceedings	Conviction*	Pending (incl. Appeals allowed)	Non-Conviction
<b>15 Offences against Government, Justice Procedures and Organisation of Crime</b>	<b>3,936</b>	<b>1,561</b>	<b>1,067</b>	<b>733</b>
<b>151 Offences Against Government and its agents</b>	<b>71</b>	<b>37</b>	<b>23</b>	<b>4</b>
1511 Treason	0	0	0	0
1512 Breaches of Offences against the State Acts	15	12	2	0
1513 Breaches of Official Secrets Act	0	0	0	0
1514 Impersonating member of An Garda Síochána	0	0	0	0
1515 Electoral offences including personation	1	1	0	0
1516 Public mischief-annoying phone calls and wasting police time	46	20	19	3
1517 Criminal Assets Bureau offences	3	2	1	0
1518 Non compliance with Garda direction	6	2	1	1
<b>152 Organisation of Crime and Conspiracy to Commit Crime</b>	<b>10</b>	<b>9</b>	<b>0</b>	<b>0</b>
1521 Criminal organisation offences (organised crime)	N/A	N/A	N/A	N/A
1522 Conspiracy to commit a crime	10	9	0	0
<b>153 Perverting the Course of justice</b>	<b>98</b>	<b>46</b>	<b>20</b>	<b>11</b>
1531 Perjury	1	1	0	0
1532 Interfering with a jury (embracery)	0	0	0	0
1533 Assisting offenders	0	0	0	0
1534 Public mischief, pervert course of justice, conceal offence	97	45	20	11
<b>154 Offences while in Custody and Related offences</b>	<b>32</b>	<b>21</b>	<b>4</b>	<b>5</b>
1541 Escape or help to escape from custody	32	21	4	5
1542 Prison offences	N/A	N/A	N/A	N/A
<b>155 Breach of Justice/Court Order</b>	<b>3,725</b>	<b>1,448</b>	<b>1,020</b>	<b>713</b>
1551 Breach of Domestic Violence Order (protection, safety, barring)	1,168	417	189	460
1552 Breach of bail	1,869	752	626	179
1553 Failure to comply under Sex Offenders Act	0	0	0	0
1554 Breach of Order under Family Law Act	18	5	0	9
1555 Other failure to comply with court order, jury summons, warrant etc.	670	274	205	65
<b>16 Offences Not Elsewhere Classified</b>	<b>586</b>	<b>280</b>	<b>97</b>	<b>107</b>
<b>161 Importation/Control/Welfare of Animals offences</b>	<b>227</b>	<b>134</b>	<b>24</b>	<b>23</b>
1611 Illegal importation of animals	0	0	0	0
1612 Control of horses offences	34	18	3	6
1613 Dog ownership offences (licence, control etc)	102	65	9	4
1614 Offences against animals	91	51	12	13
<b>162 Fisheries/Maritime Offences</b>	<b>24</b>	<b>7</b>	<b>2</b>	<b>3</b>
1621 Breaches of EU fishing quota and related EU regulation	24	7	2	3
1622 Merchant shipping / Maritime safety offences	N/A	N/A	N/A	N/A
<b>163 Use of Data, Electronic Counterfeit and Broadcasting</b>	<b>37</b>	<b>17</b>	<b>5</b>	<b>5</b>
1631 Unauthorised accessing of data	0	0	0	0
1632 Recording, possession or distribution of counterfeit material	28	11	5	3
1633 Unauthorised broadcasting and illegal signal reception	9	6	0	2
<b>164 Miscellaneous Offences</b>	<b>298</b>	<b>122</b>	<b>66</b>	<b>76</b>
1641 Abortion	0	0	0	0
1642 Procuring or assisting in abortion	0	0	0	0
1643 Concealment of birth	0	0	0	0
1644 Destroying / Disposing of a dead body	0	0	0	0
1645 Pawnbroking offences	0	0	0	0
1646 Offences in connection with rail travel	19	13	1	3
1647 Employment permit offences (relating to non-Irish national)	32	18	6	7
1648 Immigration offences/carrier liability	247	91	59	66

\* includes Conviction, Proved and order made without conviction, Probation of Offenders Act

**Table 1.2c Incidents with any proceedings and related outcomes 2005**

	With any proceedings	Conviction*	Pending (incl. Appeals allowed)	Non-Conviction
<b>01 Homicide Offences</b>	<b>96</b>	<b>43</b>	<b>31</b>	<b>7</b>
<b>011 Murder/Manslaughter/Infanticide</b>	<b>37</b>	<b>17</b>	<b>15</b>	<b>1</b>
0111 Murder	24	12	9	1
0112 Manslaughter	13	5	6	0
0113 Infanticide	0	0	0	0
<b>012 Dangerous Driving Leading to Death</b>	<b>59</b>	<b>26</b>	<b>16</b>	<b>6</b>
0121 Manslaughter (traffic fatality)	0	0	0	0
0122 Dangerous driving causing death	59	26	16	6
<b>02 Sexual Offences</b>	<b>514</b>	<b>155</b>	<b>169</b>	<b>20</b>
<b>021 Rape and Sexual Assault</b>	<b>492</b>	<b>150</b>	<b>158</b>	<b>20</b>
0211 Rape of a male or female	64	13	34	9
0212 Defilement of a boy or girl less than 17 years old	22	4	14	1
0213 Sexual offence involving mentally impaired person	1	1	0	0
0214 Aggravated sexual assault	3	2	0	0
0215 Sexual assault (not aggravated)	402	130	110	10
<b>022 Other Sexual Offences</b>	<b>22</b>	<b>5</b>	<b>11</b>	<b>0</b>
0221 Incest	1	0	1	0
0222 Child pornography offences	15	5	4	0
0223 Child pornography - obstruction of warrant	0	0	0	0
0224 Gross indecency	6	0	6	0
<b>03 Attempts/Threats to Murder, Assaults, Harassments and Related offences</b>	<b>5,781</b>	<b>2,238</b>	<b>1,148</b>	<b>1,395</b>
<b>031 Attempts/Threats to Murder</b>	<b>58</b>	<b>25</b>	<b>14</b>	<b>15</b>
0311 Murder-attempt	4	2	0	1
0312 Murder-threat	54	23	14	14
<b>032 Assaults</b>	<b>5,504</b>	<b>2,127</b>	<b>1,088</b>	<b>1,330</b>
0321 Assault causing harm	1,956	790	473	396
0322 Poisoning	0	0	0	0
0323 Assault or obstruction of Garda/official, resisting arrest	142	78	33	18
0324 Minor assault	3,406	1,259	582	916
<b>033 Harassment and Related Offences</b>	<b>219</b>	<b>86</b>	<b>46</b>	<b>50</b>
0331 Harassment, stalking, threats	130	54	36	25
0332 Coercion	4	0	0	4
0333 Menacing phone calls	79	29	9	21
0334 Incitement to hatred offences	6	3	1	0
0335 Demanding payment of debt causing alarm	0	0	0	0

\* includes Conviction, Proved and order made without conviction, Probation of Offenders Act

Continued . . .

**Table 1.2c Incidents with any proceedings and related outcomes 2005, continued**

	With any proceedings	Conviction*	Pending (incl. Appeals allowed)	Non-Conviction
<b>04 Dangerous or Negligent Acts</b>	<b>50,449</b>	<b>12,360</b>	<b>1,973</b>	<b>2,308</b>
<b>041 Dangerous or Negligent Operation of a Vehicle</b>	<b>50,299</b>	<b>12,296</b>	<b>1,928</b>	<b>2,290</b>
0411 Dangerous driving causing serious bodily harm	20	8	5	4
0412 Driving/In charge of a vehicle while over legal alcohol limit	12,132	8,560	1,423	850
0413 Driving/In charge of a vehicle under the influence of drugs	78	51	6	5
0414 Dangerous/careless driving and motorway offences	4,163	2,359	420	621
0415 Speeding	33,906	1,318	74	810
<b>042 Other Dangerous or Negligent Acts</b>	<b>150</b>	<b>64</b>	<b>45</b>	<b>18</b>
0421 Endangerment with potential for serious harm/death	50	26	22	2
0422 Abandoning a child, child neglect and cruelty	29	12	13	2
0423 Unseaworthy/Dangerous use of boat or ship	N/A	N/A	N/A	N/A
0424 False alarm/Interference with aircraft or air transport facilities	4	2	1	1
0425 Endangering traffic offences	67	24	9	13
<b>05 Kidnapping and Related Offences</b>	<b>31</b>	<b>6</b>	<b>19</b>	<b>5</b>
<b>051 False Imprisonment, Abduction</b>	<b>31</b>	<b>6</b>	<b>19</b>	<b>5</b>
0511 False Imprisonment	27	5	18	3
0512 Abduction of person under 16 years of age	4	1	1	2
<b>06 Robbery, Extortion and highjacking offences</b>	<b>766</b>	<b>400</b>	<b>260</b>	<b>38</b>
<b>061 Robbery</b>	<b>730</b>	<b>385</b>	<b>246</b>	<b>36</b>
0611 Robbery of an establishment or institution	405	203	147	6
0612 Robbery of cash or goods in transit	8	3	5	0
0613 Robbery from the person	317	179	94	30
<b>062 Extortion offences</b>	<b>5</b>	<b>2</b>	<b>3</b>	<b>0</b>
0621 Blackmail or extortion	5	2	3	0
<b>063 Hijacking Offences</b>	<b>31</b>	<b>13</b>	<b>11</b>	<b>2</b>
0631 Carjacking, highjacking/unlawful seizure of of aircraft/vessel	31	13	11	2
<b>07 Burglary and Related offences</b>	<b>3,155</b>	<b>1,733</b>	<b>773</b>	<b>289</b>
<b>071 Burglary</b>	<b>3,155</b>	<b>1,733</b>	<b>773</b>	<b>289</b>
0711 Aggravated burglary	62	34	21	5
0712 Burglary (not aggravated)	2,957	1,644	708	257
0713 Possession of an article (with intent to burgle, steal, demand)	136	55	44	27
<b>08 Theft and Related Offences</b>	<b>15,614</b>	<b>8,085</b>	<b>3,647</b>	<b>1,643</b>
<b>081 Theft/Taking of Vehicle and Related offences</b>	<b>1,682</b>	<b>936</b>	<b>371</b>	<b>196</b>
0811 Theft/Unauthorised taking of vehicle.	1,266	716	277	129
0812 Interfering with vehicle (with intent to steal item or vehicle)	416	220	94	67
<b>082 Theft (not vehicle)</b>	<b>12,944</b>	<b>6,696</b>	<b>3,004</b>	<b>1,305</b>
0821 Theft from person	608	307	168	75
0822 Theft from shop	8,630	4,404	2,026	799
0823 Theft from vehicle	677	345	165	79
0824 Theft/Unauthorised taking of a pedal cycle	89	43	20	16
0826 Theft of, or interference with mail	20	16	1	1
0827 Theft of other property	2,920	1,581	624	335
<b>083 Handling Stolen Property</b>	<b>988</b>	<b>453</b>	<b>272</b>	<b>142</b>
0831 Handling or possession of stolen property	988	453	272	142

\* includes Conviction, Proved and order made without conviction, Probation of Offenders Act

Continued . . .

**Table 1.2c Incidents with any proceedings and related outcomes 2005, continued**

	With any proceedings	Conviction*	Pending (incl. Appeals allowed)	Non-Conviction
<b>09 Fraud, deception and Related Offences</b>	<b>1,571</b>	<b>720</b>	<b>493</b>	<b>139</b>
<b>091 Fraud, Forgery and False Instrument Offences</b>	<b>1,446</b>	<b>690</b>	<b>428</b>	<b>131</b>
0911 Fraud, deception, false pretence offences	612	274	177	59
0912 Forging an instrument to defraud	763	384	232	60
0913 Possession of an article for use in fraud, deception or extortion	61	31	18	10
0914 Falsification of accounts	2	0	1	1
0915 Offences under the Companies Act	8	1	0	1
0916 Offences under the Investment Intermediaries Act	0	0	0	0
0917 Offences under the Stock Exchange Act	0	0	0	0
<b>092 Other fraud</b>	<b>72</b>	<b>8</b>	<b>52</b>	<b>2</b>
0921 Money laundering	51	1	48	1
0922 Embezzlement	10	2	0	0
0923 Fraud against the European Union	0	0	0	0
0924 Importation/Sale/Supply of tobacco offences	11	5	4	1
<b>093 Counterfeiting Currency and Related Offences</b>	<b>47</b>	<b>21</b>	<b>13</b>	<b>6</b>
0931 Counterfeiting notes and coins	47	21	13	6
<b>094 Corruption</b>	<b>6</b>	<b>1</b>	<b>0</b>	<b>0</b>
0941 Corruption (involving public office holder)	6	1	0	0
<b>10 Controlled Drug Offences</b>	<b>8,326</b>	<b>3,907</b>	<b>1,029</b>	<b>865</b>
<b>101 Importation / Manufacture of Drugs</b>	<b>58</b>	<b>33</b>	<b>12</b>	<b>3</b>
1011 Importation of drugs	29	21	6	0
1012 Cultivation or manufacture of drugs	29	12	6	3
<b>102 Possession of Drugs</b>	<b>7,877</b>	<b>3,688</b>	<b>919</b>	<b>815</b>
1021 Possession of drugs for sale or supply	1,994	1,058	477	112
1022 Possession of drugs for personal use	5,883	2,630	442	703
<b>103 Other Drug Offences</b>	<b>391</b>	<b>186</b>	<b>98</b>	<b>47</b>
1031 Forged or altered prescription offences	98	49	23	11
1032 Obstruction under the Drugs Act	293	137	75	36
<b>11 Weapons and Explosives Offences</b>	<b>1,406</b>	<b>678</b>	<b>316</b>	<b>205</b>
<b>111 Explosives, Chemical Weapons Offences</b>	<b>15</b>	<b>5</b>	<b>4</b>	<b>5</b>
1111 Causing an explosion	0	0	0	0
1112 Making of explosives	1	1	0	0
1113 Possession of explosives	14	4	4	5
1114 Chemical weapons offences	0	0	0	0
<b>112 Firearms Offences</b>	<b>229</b>	<b>109</b>	<b>44</b>	<b>22</b>
1121 Discharging a firearm	46	23	13	4
1122 Possession of a firearm	183	86	31	18
<b>113 Offensive Weapons Offences (NEC)</b>	<b>1,162</b>	<b>564</b>	<b>268</b>	<b>178</b>
1131 Possession of offensive weapons (not firearms)	1,162	564	268	178
<b>114 Fireworks Offences</b>	<b>N/A</b>	<b>N/A</b>	<b>N/A</b>	<b>N/A</b>
1141 Fireworks Offences (for sale, igniting etc.)	N/A	N/A	N/A	N/A
<b>12 Damage to Property and to the Environment</b>	<b>4,241</b>	<b>2,077</b>	<b>850</b>	<b>680</b>
<b>121 Criminal Damage</b>	<b>4,189</b>	<b>2,049</b>	<b>849</b>	<b>673</b>
1211 Arson	153	59	51	15
1212 Criminal damage (not arson)	4,036	1,990	798	658
<b>122 Environmental Damage</b>	<b>52</b>	<b>28</b>	<b>1</b>	<b>7</b>
1221 Litter offences	52	28	1	7

\* includes Conviction, Proved and order made without conviction, Probation of Offenders Act

Continued . . .



**Table 1.2c Incidents with any proceedings and related outcomes 2005, continued**

	With any proceedings	Conviction*	Pending (incl. Appeals allowed)	Non-Conviction
<b>13 Public Order and other Social Code Offences</b>	<b>29,832</b>	<b>16,282</b>	<b>4,099</b>	<b>3,588</b>
<b>131 Disorderly Conduct</b>	<b>26,853</b>	<b>14,738</b>	<b>3,546</b>	<b>3,161</b>
1311 Affray/Riot/Violent disorder	42	21	11	3
1312 Public order offences	19,036	10,537	2,555	2,311
1313 Drunkenness offences	7,760	4,169	980	844
1314 Air rage - disruptive or drunken behaviour on aircraft	15	11	0	3
<b>132 Trespass Offences</b>	<b>806</b>	<b>360</b>	<b>191</b>	<b>143</b>
1321 Forcible entry and occupation (not burglary)	0	0	0	0
1322 Trespass on lands or enclosed areas	806	360	191	143
<b>133 Liquor Licensing Offences</b>	<b>1,179</b>	<b>759</b>	<b>68</b>	<b>159</b>
1331 Liquor licensing offences	1,168	754	66	155
1332 Registered clubs offences	11	5	2	4
1333 Special restaurant offences	0	0	0	0
<b>134 Prostitution Offences</b>	<b>55</b>	<b>25</b>	<b>15</b>	<b>5</b>
1341 Brothel keeping	1	1	0	0
1342 Organisation of prostitution	13	6	4	0
1343 Prostitution, including soliciting etc.	41	18	11	5
<b>135 Regulated Betting/Money, Collection/Trading Offences</b>	<b>226</b>	<b>136</b>	<b>26</b>	<b>19</b>
1351 Offences under the Betting Acts	4	1	1	2
1352 Collecting money without permit, unauthorised collection	14	5	3	1
1353 Offences under Gaming and Lotteries Acts	3	1	0	1
1354 Permit/License offences for casual/street trading	205	129	22	15
<b>136 Social Code Offences (NEC)</b>	<b>713</b>	<b>264</b>	<b>253</b>	<b>101</b>
1361 Bestiality	0	0	0	0
1362 Indecency	48	25	9	4
1363 Allowing a child (under 16 years) to beg	1	1	0	0
1364 Bigamy	1	1	0	0
1365 Begging	663	237	244	97
<b>14 Road and Traffic Offences (NEC)</b>	<b>85,125</b>	<b>18,313</b>	<b>2,643</b>	<b>12,677</b>
<b>141 Driving Licence/Insurance Offences</b>	<b>19,232</b>	<b>6,489</b>	<b>1,113</b>	<b>4,245</b>
1411 Driving licence-failure to have, produce, etc.	1,468	527	52	346
1412 Insurance-failure to have, produce, display, etc.	17,764	5,962	1,061	3,899
<b>142 Tax/Registration Offences</b>	<b>18,812</b>	<b>1,812</b>	<b>86</b>	<b>1,193</b>
1421 No tax, non-display of tax, unregistered vehicle etc.	18,806	1,811	85	1,193
1422 Misuse of Trade Licence	6	1	1	0
<b>143 Roadworthiness/Regulatory Offences</b>	<b>45,568</b>	<b>9,293</b>	<b>1,392</b>	<b>6,917</b>
1431 Misuse of trailers, weight and other offences	1,135	499	10	180
1432 Obstruction under Road Traffic Acts	82	33	7	6
1433 Other road offences	44,351	8,761	1,375	6,731
<b>144 Road Transport/Public Service Vehicles Offences</b>	<b>1,513</b>	<b>719</b>	<b>52</b>	<b>322</b>
1441 Road Transport - carriage of goods offences	1,232	574	38	265
1442 Public Service Vehicle offences	281	145	14	57
1443 Light rail offences (Luas)	N/A	N/A	N/A	N/A

\* includes Conviction, Proved and order made without conviction, Probation of Offenders Act

Continued . . .

**Table 1.2c Incidents with any proceedings and related outcomes 2005, continued**

	With any proceedings	Conviction*	Pending (incl. Appeals allowed)	Non-Conviction
<b>15 Offences against Government, Justice Procedures and Organisation of Crime</b>	<b>4,503</b>	<b>1,614</b>	<b>1,317</b>	<b>806</b>
<b>151 Offences Against Government and its agents</b>	<b>59</b>	<b>29</b>	<b>15</b>	<b>7</b>
1511 Treason	0	0	0	0
1512 Breaches of Offences against the State Acts	15	5	7	2
1513 Breaches of Official Secrets Act	0	0	0	0
1514 Impersonating member of An Garda Síochána	3	3	0	0
1515 Electoral offences including personation	2	1	1	0
1516 Public mischief-annoying phone calls and wasting police time	32	18	7	3
1517 Criminal Assets Bureau offences	2	2	0	0
1518 Non compliance with Garda direction	5	0	0	2
<b>152 Organisation of Crime and Conspiracy to Commit Crime</b>	<b>0</b>	<b>0</b>	<b>0</b>	<b>0</b>
1521 Criminal organisation offences (organised crime)	N/A	N/A	N/A	N/A
1522 Conspiracy to commit a crime	0	0	0	0
<b>153 Perverting the Course of justice</b>	<b>88</b>	<b>31</b>	<b>11</b>	<b>16</b>
1531 Perjury	2	0	1	0
1532 Interfering with a jury (embracery)	0	0	0	0
1533 Assisting offenders	0	0	0	0
1534 Public mischief, pervert course of justice, conceal offence	86	31	10	16
<b>154 Offences while in Custody and Related offences</b>	<b>34</b>	<b>22</b>	<b>5</b>	<b>3</b>
1541 Escape or help to escape from custody	34	22	5	3
1542 Prison offences	N/A	N/A	N/A	N/A
<b>155 Breach of Justice/Court Order</b>	<b>4,322</b>	<b>1,532</b>	<b>1,286</b>	<b>780</b>
1551 Breach of Domestic Violence Order (protection, safety, barring)	1,058	321	210	455
1552 Breach of bail	2,139	791	713	214
1553 Failure to comply under Sex Offenders Act	10	4	2	3
1554 Breach of Order under Family Law Act	28	8	5	12
1555 Other failure to comply with court order, jury summons, warrant etc.	1,087	408	356	96
<b>16 Offences Not Elsewhere Classified</b>	<b>612</b>	<b>267</b>	<b>129</b>	<b>88</b>
<b>161 Importation/Control/Welfare of Animals offences</b>	<b>198</b>	<b>108</b>	<b>33</b>	<b>16</b>
1611 Illegal importation of animals	1	0	1	0
1612 Control of horses offences	19	11	0	4
1613 Dog ownership offences (licence, control etc)	87	50	5	7
1614 Offences against animals	91	47	27	5
<b>162 Fisheries/Maritime Offences</b>	<b>43</b>	<b>11</b>	<b>3</b>	<b>2</b>
1621 Breaches of EU fishing quota and related EU regulation	43	11	3	2
1622 Merchant shipping / Maritime safety offences	N/A	N/A	N/A	N/A
<b>163 Use of Data, Electronic Counterfeit and Broadcasting</b>	<b>49</b>	<b>24</b>	<b>5</b>	<b>3</b>
1631 Unauthorised accessing of data	1	0	0	0
1632 Recording, possession or distribution of counterfeit material	43	20	5	2
1633 Unauthorised broadcasting and illegal signal reception	5	4	0	1
<b>164 Miscellaneous Offences</b>	<b>322</b>	<b>124</b>	<b>88</b>	<b>67</b>
1641 Abortion	0	0	0	0
1642 Procuring or assisting in abortion	0	0	0	0
1643 Concealment of birth	0	0	0	0
1644 Destroying / Disposing of a dead body	0	0	0	0
1645 Pawnbroking offences	0	0	0	0
1646 Offences in connection with rail travel	23	9	5	7
1647 Employment permit offences (relating to non-Irish national)	34	21	6	3
1648 Immigration offences/carrier liability	265	94	77	57

\* includes Conviction, Proved and order made without conviction, Probation of Offenders Act

**Table 1.2d Incidents with any proceedings and related outcomes 2006**

	With any proceedings	Conviction*	Pending (incl. Appeals allowed)	Non-Conviction
<b>01 Homicide Offences</b>	<b>100</b>	<b>18</b>	<b>71</b>	<b>2</b>
<b>011 Murder/Manslaughter/Infanticide</b>	<b>38</b>	<b>3</b>	<b>32</b>	<b>0</b>
0111 Murder	32	3	27	0
0112 Manslaughter	6	0	5	0
0113 Infanticide	0	0	0	0
<b>012 Dangerous Driving Leading to Death</b>	<b>62</b>	<b>15</b>	<b>39</b>	<b>2</b>
0121 Manslaughter (traffic fatality)	0	0	0	0
0122 Dangerous driving causing death	62	15	39	2
<b>02 Sexual Offences</b>	<b>297</b>	<b>39</b>	<b>169</b>	<b>15</b>
<b>021 Rape and Sexual Assault</b>	<b>273</b>	<b>35</b>	<b>159</b>	<b>14</b>
0211 Rape of a male or female	65	7	44	3
0212 Defilement of a boy or girl less than 17 years old	14	2	9	1
0213 Sexual offence involving mentally impaired person	1	0	0	0
0214 Aggravated sexual assault	4	0	3	0
0215 Sexual assault (not aggravated)	189	26	103	10
<b>022 Other Sexual Offences</b>	<b>24</b>	<b>4</b>	<b>10</b>	<b>1</b>
0221 Incest	1	0	0	0
0222 Child pornography offences	17	2	8	1
0223 Child pornography - obstruction of warrant	0	0	0	0
0224 Gross indecency	6	2	2	0
<b>03 Attempts/Threats to Murder, Assaults, Harassments and Related offences</b>	<b>5,648</b>	<b>1,578</b>	<b>1,872</b>	<b>976</b>
<b>031 Attempts/Threats to Murder</b>	<b>59</b>	<b>20</b>	<b>20</b>	<b>14</b>
0311 Murder-attempt	4	1	2	1
0312 Murder-threat	55	19	18	13
<b>032 Assaults</b>	<b>5,368</b>	<b>1,479</b>	<b>1,777</b>	<b>940</b>
0321 Assault causing harm	2,099	525	838	330
0322 Poisoning	0	0	0	0
0323 Assault or obstruction of Garda/official, resisting arrest	154	65	49	15
0324 Minor assault	3,115	889	890	595
<b>033 Harassment and Related Offences</b>	<b>221</b>	<b>79</b>	<b>75</b>	<b>22</b>
0331 Harassment, stalking, threats	128	46	42	16
0332 Coercion	2	0	1	0
0333 Menacing phone calls	86	32	30	5
0334 Incitement to hatred offences	4	1	1	1
0335 Demanding payment of debt causing alarm	1	0	1	0

\* includes Conviction, Proved and order made without conviction, Probation of Offenders Act

Continued . . .

**Table 1.2d Incidents with any proceedings and related outcomes 2006, continued**

	With any proceedings	Conviction*	Pending (incl. Appeals allowed)	Non-Conviction
<b>04 Dangerous or Negligent Acts</b>	<b>64,949</b>	<b>15,587</b>	<b>3,783</b>	<b>5,008</b>
<b>041 Dangerous or Negligent Operation of a Vehicle</b>	<b>64,804</b>	<b>15,526</b>	<b>3,738</b>	<b>4,996</b>
0411 Dangerous driving causing serious bodily harm	18	5	8	1
0412 Driving/In charge of a vehicle while over legal alcohol limit	15,337	10,123	2,498	818
0413 Driving/In charge of a vehicle under the influence of drugs	72	32	19	4
0414 Dangerous/careless driving and motorway offences	5,778	2,250	828	661
0415 Speeding	43,599	3,116	385	3,512
<b>042 Other Dangerous or Negligent Acts</b>	<b>145</b>	<b>61</b>	<b>45</b>	<b>12</b>
0421 Endangerment with potential for serious harm/death	41	18	18	1
0422 Abandoning a child, child neglect and cruelty	27	8	11	3
0423 Unseaworthy/Dangerous use of boat or ship	N/A	N/A	N/A	N/A
0424 False alarm/Interference with aircraft or air transport facilities	9	3	5	0
0425 Endangering traffic offences	68	32	11	8
<b>05 Kidnapping and Related Offences</b>	<b>28</b>	<b>11</b>	<b>14</b>	<b>1</b>
<b>051 False Imprisonment, Abduction</b>	<b>28</b>	<b>11</b>	<b>14</b>	<b>1</b>
0511 False Imprisonment	22	10	11	1
0512 Abduction of person under 16 years of age	6	1	3	0
<b>06 Robbery, Extortion and highjacking offences</b>	<b>777</b>	<b>259</b>	<b>398</b>	<b>31</b>
<b>061 Robbery</b>	<b>739</b>	<b>244</b>	<b>377</b>	<b>30</b>
0611 Robbery of an establishment or institution	415	135	212	15
0612 Robbery of cash or goods in transit	3	2	1	0
0613 Robbery from the person	321	107	164	15
<b>062 Extortion offences</b>	<b>6</b>	<b>1</b>	<b>5</b>	<b>0</b>
0621 Blackmail or extortion	6	1	5	0
<b>063 Hijacking Offences</b>	<b>32</b>	<b>14</b>	<b>16</b>	<b>1</b>
0631 Carjacking, highjacking/unlawful seizure of of aircraft/vessel	32	14	16	1
<b>07 Burglary and Related offences</b>	<b>3,337</b>	<b>1,636</b>	<b>982</b>	<b>239</b>
<b>071 Burglary</b>	<b>3,337</b>	<b>1,636</b>	<b>982</b>	<b>239</b>
0711 Aggravated burglary	71	14	39	4
0712 Burglary (not aggravated)	3,096	1,553	881	213
0713 Possession of an article (with intent to burgle, steal, demand)	170	69	62	22
<b>08 Theft and Related Offences</b>	<b>15,830</b>	<b>7,329</b>	<b>4,423</b>	<b>1,358</b>
<b>081 Theft/Taking of Vehicle and Related offences</b>	<b>1,667</b>	<b>784</b>	<b>492</b>	<b>168</b>
0811 Theft/Unauthorised taking of vehicle.	1,243	590	365	111
0812 Interfering with vehicle (with intent to steal item or vehicle)	424	194	127	57
<b>082 Theft (not vehicle)</b>	<b>13,101</b>	<b>6,133</b>	<b>3,570</b>	<b>1,059</b>
0821 Theft from person	508	241	136	55
0822 Theft from shop	8,801	4,230	2,324	670
0823 Theft from vehicle	810	373	235	77
0824 Theft/Unauthorised taking of a pedal cycle	102	34	42	15
0826 Theft of, or interference with mail	2	2	0	0
0827 Theft of other property	2,878	1,253	833	242
<b>083 Handling Stolen Property</b>	<b>1,062</b>	<b>412</b>	<b>361</b>	<b>131</b>
0831 Handling or possession of stolen property	1,062	412	361	131

\* includes Conviction, Proved and order made without conviction, Probation of Offenders Act

Continued . . .

**Table 1.2d Incidents with any proceedings and related outcomes 2006, continued**

	With any proceedings	Conviction*	Pending (incl. Appeals allowed)	Non-Conviction
<b>09 Fraud, deception and Related Offences</b>	<b>1,163</b>	<b>464</b>	<b>345</b>	<b>86</b>
<b>091 Fraud, Forgery and False Instrument Offences</b>	<b>1,118</b>	<b>449</b>	<b>330</b>	<b>82</b>
0911 Fraud, deception, false pretence offences	439	147	155	30
0912 Forging an instrument to defraud	610	280	157	43
0913 Possession of an article for use in fraud, deception or extortion	65	20	17	9
0914 Falsification of accounts	1	0	1	0
0915 Offences under the Companies Act	2	2	0	0
0916 Offences under the Investment Intermediaries Act	1	0	0	0
0917 Offences under the Stock Exchange Act	0	0	0	0
<b>092 Other fraud</b>	<b>17</b>	<b>7</b>	<b>5</b>	<b>2</b>
0921 Money laundering	3	1	1	0
0922 Embezzlement	2	0	1	1
0923 Fraud against the European Union	0	0	0	0
0924 Importation/Sale/Supply of tobacco offences	12	6	3	1
<b>093 Counterfeiting Currency and Related Offences</b>	<b>28</b>	<b>8</b>	<b>10</b>	<b>2</b>
0931 Counterfeiting notes and coins	28	8	10	2
<b>094 Corruption</b>	<b>0</b>	<b>0</b>	<b>0</b>	<b>0</b>
0941 Corruption (involving public office holder)	0	0	0	0
<b>10 Controlled Drug Offences</b>	<b>8,963</b>	<b>3,133</b>	<b>1,911</b>	<b>746</b>
<b>101 Importation / Manufacture of Drugs</b>	<b>86</b>	<b>34</b>	<b>30</b>	<b>3</b>
1011 Importation of drugs	32	11	20	0
1012 Cultivation or manufacture of drugs	54	23	10	3
<b>102 Possession of Drugs</b>	<b>8,428</b>	<b>2,939</b>	<b>1,737</b>	<b>699</b>
1021 Possession of drugs for sale or supply	2,307	697	911	117
1022 Possession of drugs for personal use	6,121	2,242	826	582
<b>103 Other Drug Offences</b>	<b>449</b>	<b>160</b>	<b>144</b>	<b>44</b>
1031 Forged or altered prescription offences	93	27	37	5
1032 Obstruction under the Drugs Act	356	133	107	39
<b>11 Weapons and Explosives Offences</b>	<b>1,687</b>	<b>749</b>	<b>460</b>	<b>176</b>
<b>111 Explosives, Chemical Weapons Offences</b>	<b>30</b>	<b>14</b>	<b>6</b>	<b>1</b>
1111 Causing an explosion	1	0	1	0
1112 Making of explosives	0	0	0	0
1113 Possession of explosives	29	14	5	1
1114 Chemical weapons offences	0	0	0	0
<b>112 Firearms Offences</b>	<b>227</b>	<b>96</b>	<b>72</b>	<b>19</b>
1121 Discharging a firearm	37	15	13	5
1122 Possession of a firearm	190	81	59	14
<b>113 Offensive Weapons Offences (NEC)</b>	<b>1,427</b>	<b>638</b>	<b>382</b>	<b>155</b>
1131 Possession of offensive weapons (not firearms)	1,427	638	382	155
<b>114 Fireworks Offences</b>	<b>3</b>	<b>1</b>	<b>0</b>	<b>1</b>
1141 Fireworks Offences (for sale, igniting etc.)	3	1	0	1
<b>12 Damage to Property and to the Environment</b>	<b>4,390</b>	<b>1,796</b>	<b>1,191</b>	<b>606</b>
<b>121 Criminal Damage</b>	<b>4,336</b>	<b>1,772</b>	<b>1,190</b>	<b>598</b>
1211 Arson	139	39	64	12
1212 Criminal damage (not arson)	4,197	1,733	1,126	586
<b>122 Environmental Damage</b>	<b>54</b>	<b>24</b>	<b>1</b>	<b>8</b>
1221 Litter offences	54	24	1	8

\* includes Conviction, Proved and order made without conviction, Probation of Offenders Act

Continued . . .

**Table 1.2d Incidents with any proceedings and related outcomes 2006, continued**

	With any proceedings	Conviction*	Pending (incl. Appeals allowed)	Non-Conviction
<b>13 Public Order and other Social Code Offences</b>	<b>29,840</b>	<b>15,665</b>	<b>4,672</b>	<b>3,279</b>
<b>131 Disorderly Conduct</b>	<b>27,090</b>	<b>14,321</b>	<b>4,144</b>	<b>2,896</b>
1311 Affray/Riot/Violent disorder	57	19	25	6
1312 Public order offences	20,594	10,844	3,265	2,215
1313 Drunkenness offences	6,423	3,449	850	673
1314 Air rage - disruptive or drunken behaviour on aircraft	16	9	4	2
<b>132 Trespass Offences</b>	<b>1,025</b>	<b>439</b>	<b>260</b>	<b>163</b>
1321 Forcible entry and occupation (not burglary)	1	0	1	0
1322 Trespass on lands or enclosed areas	1,024	439	259	163
<b>133 Liquor Licensing Offences</b>	<b>954</b>	<b>576</b>	<b>85</b>	<b>115</b>
1331 Liquor licensing offences	954	576	85	115
1332 Registered clubs offences	0	0	0	0
1333 Special restaurant offences	0	0	0	0
<b>134 Prostitution Offences</b>	<b>63</b>	<b>33</b>	<b>17</b>	<b>3</b>
1341 Brothel keeping	1	0	1	0
1342 Organisation of prostitution	9	1	4	1
1343 Prostitution, including soliciting etc.	53	32	12	2
<b>135 Regulated Betting/Money, Collection/Trading Offences</b>	<b>243</b>	<b>118</b>	<b>44</b>	<b>18</b>
1351 Offences under the Betting Acts	2	1	0	0
1352 Collecting money without permit, unauthorised collection	14	4	4	1
1353 Offences under Gaming and Lotteries Acts	10	8	1	0
1354 Permit/License offences for casual/street trading	217	105	39	17
<b>136 Social Code Offences (NEC)</b>	<b>465</b>	<b>178</b>	<b>122</b>	<b>84</b>
1361 Bestiality	0	0	0	0
1362 Indecency	69	25	24	4
1363 Allowing a child (under 16 years) to beg	0	0	0	0
1364 Bigamy	0	0	0	0
1365 Begging	396	153	98	80
<b>14 Road and Traffic Offences (NEC)</b>	<b>125,487</b>	<b>21,734</b>	<b>4,496</b>	<b>20,145</b>
<b>141 Driving Licence/Insurance Offences</b>	<b>30,596</b>	<b>6,509</b>	<b>1,666</b>	<b>6,967</b>
1411 Driving licence-failure to have, produce, etc.	5,966	1,001	132	1,505
1412 Insurance-failure to have, produce, display, etc.	24,630	5,508	1,534	5,462
<b>142 Tax/Registration Offences</b>	<b>21,172</b>	<b>3,241</b>	<b>291</b>	<b>2,570</b>
1421 No tax, non-display of tax, unregistered vehicle etc.	21,163	3,239	291	2,567
1422 Misuse of Trade Licence	9	2	0	3
<b>143 Roadworthiness/Regulatory Offences</b>	<b>71,827</b>	<b>11,388</b>	<b>2,455</b>	<b>10,230</b>
1431 Misuse of trailers, weight and other offences	617	257	28	110
1432 Obstruction under Road Traffic Acts	75	31	5	21
1433 Other road offences	71,135	11,100	2,422	10,099
<b>144 Road Transport/Public Service Vehicles Offences</b>	<b>1,892</b>	<b>596</b>	<b>84</b>	<b>378</b>
1441 Road Transport - carriage of goods offences	1,670	521	60	338
1442 Public Service Vehicle offences	222	75	24	40
1443 Light rail offences (Luas)	0	0	0	0

\* includes Conviction, Proved and order made without conviction, Probation of Offenders Act

Continued . . .

**Table 1.2d Incidents with any proceedings and related outcomes 2006, continued**

	With any proceedings	Conviction*	Pending (incl. Appeals allowed)	Non-Conviction
<b>15 Offences against Government, Justice Procedures and Organisation of Crime</b>	<b>5,079</b>	<b>1,915</b>	<b>1,484</b>	<b>728</b>
<b>151 Offences Against Government and its agents</b>	<b>99</b>	<b>33</b>	<b>27</b>	<b>7</b>
1511 Treason	0	0	0	0
1512 Breaches of Offences against the State Acts	15	6	6	1
1513 Breaches of Official Secrets Act	0	0	0	0
1514 Impersonating member of An Garda Síochána	2	1	0	0
1515 Electoral offences including personation	0	0	0	0
1516 Public mischief-annoying phone calls and wasting police time	40	15	14	3
1517 Criminal Assets Bureau offences	1	0	0	0
1518 Non compliance with Garda direction	41	11	7	3
<b>152 Organisation of Crime and Conspiracy to Commit Crime</b>	<b>10</b>	<b>6</b>	<b>1</b>	<b>2</b>
1521 Criminal organisation offences (organised crime)	N/A	N/A	N/A	N/A
1522 Conspiracy to commit a crime	10	6	1	2
<b>153 Perverting the Course of justice</b>	<b>94</b>	<b>33</b>	<b>18</b>	<b>15</b>
1531 Perjury	2	0	2	0
1532 Interfering with a jury (embracery)	0	0	0	0
1533 Assisting offenders	0	0	0	0
1534 Public mischief, pervert course of justice, conceal offence	92	33	16	15
<b>154 Offences while in Custody and Related offences</b>	<b>34</b>	<b>24</b>	<b>5</b>	<b>1</b>
1541 Escape or help to escape from custody	34	24	5	1
1542 Prison offences	N/A	N/A	N/A	N/A
<b>155 Breach of Justice/Court Order</b>	<b>4,842</b>	<b>1,819</b>	<b>1,433</b>	<b>703</b>
1551 Breach of Domestic Violence Order (protection, safety, barring)	1,060	366	234	356
1552 Breach of bail	2,427	969	754	222
1553 Failure to comply under Sex Offenders Act	6	2	2	0
1554 Breach of Order under Family Law Act	16	1	5	8
1555 Other failure to comply with court order, jury summons, warrant etc.	1,333	481	438	117
<b>16 Offences Not Elsewhere Classified</b>	<b>821</b>	<b>331</b>	<b>170</b>	<b>110</b>
<b>161 Importation/Control/Welfare of Animals offences</b>	<b>251</b>	<b>110</b>	<b>50</b>	<b>20</b>
1611 Illegal importation of animals	0	0	0	0
1612 Control of horses offences	22	11	3	1
1613 Dog ownership offences (licence, control etc)	127	50	17	10
1614 Offences against animals	102	49	30	9
<b>162 Fisheries/Maritime Offences</b>	<b>22</b>	<b>6</b>	<b>3</b>	<b>0</b>
1621 Breaches of EU fishing quota and related EU regulation	22	6	3	0
1622 Merchant shipping / Maritime safety offences	N/A	N/A	N/A	N/A
<b>163 Use of Data, Electronic Counterfeit and Broadcasting</b>	<b>40</b>	<b>16</b>	<b>7</b>	<b>1</b>
1631 Unauthorised accessing of data	0	0	0	0
1632 Recording, possession or distribution of counterfeit material	33	12	5	1
1633 Unauthorised broadcasting and illegal signal reception	7	4	2	0
<b>164 Miscellaneous Offences</b>	<b>508</b>	<b>199</b>	<b>110</b>	<b>89</b>
1641 Abortion	0	0	0	0
1642 Procuring or assisting in abortion	1	0	1	0
1643 Concealment of birth	0	0	0	0
1644 Destroying / Disposing of a dead body	0	0	0	0
1645 Pawnbroking offences	0	0	0	0
1646 Offences in connection with rail travel	19	7	3	3
1647 Employment permit offences (relating to non-Irish national)	21	8	0	8
1648 Immigration offences/carrier liability	467	184	106	78

\* includes Conviction, Proved and order made without conviction, Probation of Offenders Act





# *Chapter 2*

## *Persons Convicted of Recorded Offences*

### **2.1 Description of Tables**

Tables 2.1a-2.2d give details of persons convicted of relevant offences for incidents recorded in the years 2003-2006. Breakdowns by Sex and Age-Group are shown.

Tables 2.2a-2.2d give similar details for the same years, but with respect to any proceedings.

Some victim details are given in Tables 2.3-2.7. The crime incidents covered are *Murder/Manslaughter/Infanticide* (ICCS 011), *Dangerous Driving Leading to Death* (ICCS 012), *Rape of a male or female* (ICCS 0211), *Defilement of a boy or girl less than 17 years old* (ICCS 0212) and other sexual assaults (ICCS 0213, 0214, 0215).

Table 2.1a Persons convicted<sup>1</sup> of relevant offences for incidents recorded in 2003, continued

	Male					Female					Total
	Under 18	18-24	25-44	45+	Unavailable	Under 18	18-24	25-44	45+	Unavailable	
<b>13 Public Order and other Social Code Offences</b>	<b>709</b>	<b>6,790</b>	<b>6,174</b>	<b>1,503</b>	<b>46</b>	<b>77</b>	<b>748</b>	<b>1003</b>	<b>242</b>	<b>5</b>	<b>17,297</b>
<b>131 Disorderly Conduct</b>	<b>639</b>	<b>6,428</b>	<b>5,371</b>	<b>1,069</b>	<b>32</b>	<b>63</b>	<b>628</b>	<b>736</b>	<b>132</b>	<b>1</b>	<b>15,099</b>
1311 Affray/Riot/Violent disorder	3	28	22	2	0	0	0	4	0	0	59
1312 Public order offences	508	4,643	3,723	674	18	49	478	524	84	0	10,701
1313 Drunkenness offences	128	1,757	1,621	392	14	14	150	208	48	1	4,333
1314 Air rage - disruptive or drunken behaviour on aircraft	0	0	5	1	0	0	0	0	0	0	6
<b>132 Trespass Offences</b>	<b>37</b>	<b>143</b>	<b>104</b>	<b>12</b>	<b>1</b>	<b>4</b>	<b>7</b>	<b>11</b>	<b>0</b>	<b>0</b>	<b>319</b>
1321 Forcible entry and occupation (not burglary)	0	0	0	0	0	0	0	0	0	0	0
1322 Trespass on lands or enclosed areas	37	143	104	12	1	4	7	11	0	0	319
<b>133 Liquor Licensing Offences</b>	<b>26</b>	<b>151</b>	<b>497</b>	<b>375</b>	<b>12</b>	<b>2</b>	<b>49</b>	<b>156</b>	<b>101</b>	<b>1</b>	<b>1,370</b>
1331 Liquor licensing offences	26	151	497	374	12	2	49	156	101	1	1,369
1332 Registered clubs offences	0	0	0	1	0	0	0	0	0	0	1
1333 Special restaurant offences	0	0	0	0	0	0	0	0	0	0	0
<b>134 Prostitution Offences</b>	<b>0</b>	<b>4</b>	<b>32</b>	<b>14</b>	<b>0</b>	<b>0</b>	<b>11</b>	<b>31</b>	<b>0</b>	<b>0</b>	<b>92</b>
1341 Brothel keeping	0	0	1	0	0	0	0	0	0	0	1
1342 Organisation of prostitution	0	4	19	9	0	0	8	19	0	0	59
1343 Prostitution, including soliciting etc.	0	0	12	5	0	0	3	12	0	0	32
<b>135 Regulated Betting/Money, Collection/Trading Offences</b>	<b>1</b>	<b>15</b>	<b>41</b>	<b>10</b>	<b>0</b>	<b>0</b>	<b>9</b>	<b>25</b>	<b>7</b>	<b>1</b>	<b>109</b>
1351 Offences under the Betting Acts	0	1	2	1	0	0	0	0	0	0	4
1352 Collecting money without permit, unauthorised collection	0	0	4	0	0	0	0	1	0	0	5
1353 Offences under Gaming and Lotteries Acts	0	0	2	1	0	0	0	0	0	0	3
1354 Permit/License offences for casual/street trading	1	14	33	8	0	0	9	24	7	1	97
<b>136 Social Code Offences (NEC)</b>	<b>6</b>	<b>49</b>	<b>129</b>	<b>23</b>	<b>1</b>	<b>8</b>	<b>44</b>	<b>44</b>	<b>2</b>	<b>2</b>	<b>308</b>
1361 Bestiality	0	0	0	0	0	0	0	0	0	0	0
1362 Indecency	3	5	10	9	0	0	0	1	0	0	28
1363 Allowing a child (under 16 years) to beg	0	0	0	0	0	0	0	1	0	0	1
1364 Bigamy	0	0	0	0	0	0	0	0	0	0	0
1365 Begging	3	44	119	14	1	8	44	42	2	2	279
<b>14 Road and Traffic Offences (NEC)</b>	<b>264</b>	<b>4,308</b>	<b>6,448</b>	<b>1,549</b>	<b>34</b>	<b>16</b>	<b>568</b>	<b>1254</b>	<b>238</b>	<b>6</b>	<b>14,686</b> <sup>2</sup>
<b>141 Driving Licence/Insurance Offences</b>	<b>136</b>	<b>2,056</b>	<b>2,518</b>	<b>349</b>	<b>13</b>	<b>10</b>	<b>260</b>	<b>482</b>	<b>65</b>	<b>2</b>	<b>5,891</b>
1411 Driving licence-failure to have, produce, etc.	7	113	155	28	0	2	24	34	7	0	370
1412 Insurance-failure to have, produce, display, etc.	129	1,943	2,363	321	13	8	236	448	58	2	5,521

0332 Coercion	0	0	1	0	0	0	0	0	0	0	1
0333 Menacing phone calls	1	15	20	5	0	0	1	8	5	0	55
0334 Incitement to hatred offences	0	1	1	2	0	0	0	0	0	0	4
0335 Demanding payment of debt causing alarm	0	0	0	0	0	0	0	0	0	0	0
<b>04 Dangerous or Negligent Acts</b>	<b>127</b>	<b>1,992</b>	<b>4,641</b>	<b>1,802</b>	<b>19</b>	<b>3</b>	<b>158</b>	<b>608</b>	<b>245</b>	<b>7</b>	<b>9,602</b>
<b>041 Dangerous or Negligent Operation of a Vehicle</b>	<b>125</b>	<b>1,976</b>	<b>4,614</b>	<b>1,800</b>	<b>19</b>	<b>3</b>	<b>157</b>	<b>595</b>	<b>242</b>	<b>7</b>	<b>9,538</b>
0411 Dangerous driving causing serious bodily harm	0	3	5	1	0	1	1	0	0	0	11
0412 Driving/In charge of a vehicle while over legal alcohol limit	33	1,162	3,208	1,444	11	1	99	384	185	2	6,529
0413 Driving/In charge of a vehicle under the influence of drugs	1	6	13	5	0	0	0	1	0	0	26
0414 Dangerous/careless driving and motorway offences	89	618	618	179	3	1	36	89	35	0	1,668
0415 Speeding	2	187	770	171	5	0	21	121	22	5	1,304
<b>042 Other Dangerous or Negligent Acts</b>	<b>2</b>	<b>16</b>	<b>27</b>	<b>2</b>	<b>0</b>	<b>0</b>	<b>1</b>	<b>13</b>	<b>3</b>	<b>0</b>	<b>64</b>
0421 Endangerment with potential for serious harm/death	2	7	6	0	0	0	0	0	1	0	16
0422 Abandoning a child, child neglect and cruelty	0	2	6	1	0	0	1	12	1	0	23
0423 Unseaworthy/Dangerous use of boat or ship	N/A	N/A	N/A	N/A	N/A	N/A	N/A	N/A	N/A	N/A	N/A
0424 False alarm/Interference with aircraft or air transport facilities	0	0	0	0	0	0	0	0	0	0	0
0425 Endangering traffic offences	0	7	15	1	0	0	0	1	1	0	25
<b>05 Kidnapping and Related Offences</b>	<b>1</b>	<b>5</b>	<b>4</b>	<b>0</b>	<b>0</b>	<b>0</b>	<b>0</b>	<b>0</b>	<b>0</b>	<b>0</b>	<b>10</b>
<b>051 False Imprisonment, Abduction</b>	<b>1</b>	<b>5</b>	<b>4</b>	<b>0</b>	<b>0</b>	<b>0</b>	<b>0</b>	<b>0</b>	<b>0</b>	<b>0</b>	<b>10</b>
0511 False Imprisonment	1	4	4	0	0	0	0	0	0	0	9
0512 Abduction of person under 16 years of age	0	1	0	0	0	0	0	0	0	0	1
<b>06 Robbery, Extortion and highjacking offences</b>	<b>122</b>	<b>199</b>	<b>213</b>	<b>6</b>	<b>5</b>	<b>5</b>	<b>11</b>	<b>9</b>	<b>0</b>	<b>0</b>	<b>570</b>
<b>061 Robbery</b>	<b>121</b>	<b>185</b>	<b>200</b>	<b>6</b>	<b>5</b>	<b>5</b>	<b>11</b>	<b>9</b>	<b>0</b>	<b>0</b>	<b>542</b>
0611 Robbery of an establishment or institution	16	65	119	1	5	0	6	2	0	0	214
0612 Robbery of cash or goods in transit	1	4	1	0	0	0	0	0	0	0	6
0613 Robbery from the person	104	116	80	5	0	5	5	7	0	0	322
<b>062 Extortion offences</b>	<b>0</b>	<b>0</b>	<b>2</b>	<b>0</b>	<b>0</b>	<b>0</b>	<b>0</b>	<b>0</b>	<b>0</b>	<b>0</b>	<b>2</b>
0621 Blackmail or extortion	0	0	2	0	0	0	0	0	0	0	2
<b>063 Hijacking Offences</b>	<b>1</b>	<b>14</b>	<b>11</b>	<b>0</b>	<b>0</b>	<b>0</b>	<b>0</b>	<b>0</b>	<b>0</b>	<b>0</b>	<b>26</b>
0631 Carjacking, highjacking/unlawful seizure of of aircraft/vessel	1	14	11	0	0	0	0	0	0	0	26

<sup>1</sup> Includes Conviction, Proved and order made without conviction, Probation of Offenders Act

Table 2.1a Persons convicted<sup>1</sup> of relevant offences for incidents recorded in 2003, continued

	Male					Female					Total
	Under 18	18-24	25-44	45+	Unavailable	Under 18	18-24	25-44	45+	Unavailable	
<b>07 Burglary and Related offences</b>	<b>303</b>	<b>876</b>	<b>761</b>	<b>41</b>	<b>14</b>	<b>9</b>	<b>40</b>	<b>53</b>	<b>7</b>	<b>0</b>	<b>2,104</b>
<b>071 Burglary</b>	<b>303</b>	<b>876</b>	<b>761</b>	<b>41</b>	<b>14</b>	<b>9</b>	<b>40</b>	<b>53</b>	<b>7</b>	<b>0</b>	<b>2,104</b>
0711 Aggravated burglary	5	27	28	2	1	0	1	2	0	0	66
0712 Burglary (not aggravated)	279	821	704	39	12	9	37	51	7	0	1,959
0713 Possession of an article (with intent to burgle, steal, demand)	19	28	29	0	1	0	2	0	0	0	79
<b>08 Theft and Related Offences</b>	<b>880</b>	<b>2,330</b>	<b>2,261</b>	<b>407</b>	<b>15</b>	<b>123</b>	<b>1018</b>	<b>1396</b>	<b>266</b>	<b>2</b>	<b>8,698</b>
<b>081 Theft/Taking of Vehicle and Related offences</b>	<b>320</b>	<b>523</b>	<b>153</b>	<b>8</b>	<b>3</b>	<b>3</b>	<b>18</b>	<b>4</b>	<b>0</b>	<b>0</b>	<b>1,032</b>
0811 Theft/Unauthorised taking of vehicle.	259	408	110	8	2	3	15	3	0	0	808
0812 Interfering with vehicle (with intent to steal item or vehicle)	61	115	43	0	1	0	3	1	0	0	224
<b>082 Theft (not vehicle)</b>	<b>504</b>	<b>1,651</b>	<b>1,903</b>	<b>376</b>	<b>12</b>	<b>111</b>	<b>951</b>	<b>1340</b>	<b>259</b>	<b>2</b>	<b>7,109</b>
0821 Theft from person	83	142	80	6	2	6	32	61	7	0	419
0822 Theft from shop	186	874	1,312	266	3	89	776	1074	232	2	4,814
0823 Theft from vehicle	99	176	90	4	3	4	5	4	0	0	385
0824 Theft/Unauthorised taking of a pedal cycle	11	14	13	0	0	0	0	0	0	0	38
0826 Theft of, or interference with mail	0	0	0	0	0	0	0	0	1	0	1
0827 Theft of other property	125	445	408	100	4	12	138	201	19	0	1,452
<b>083 Handling Stolen Property</b>	<b>56</b>	<b>156</b>	<b>205</b>	<b>23</b>	<b>0</b>	<b>9</b>	<b>49</b>	<b>52</b>	<b>7</b>	<b>0</b>	<b>557</b>
0831 Handling or possession of stolen property	56	156	205	23	0	9	49	52	7	0	557
<b>09 Fraud, deception and Related Offences</b>	<b>10</b>	<b>218</b>	<b>483</b>	<b>95</b>	<b>4</b>	<b>22</b>	<b>56</b>	<b>114</b>	<b>29</b>	<b>0</b>	<b>1,031</b>
<b>091 Fraud, Forgery and False Instrument Offences</b>	<b>9</b>	<b>207</b>	<b>456</b>	<b>87</b>	<b>4</b>	<b>22</b>	<b>49</b>	<b>104</b>	<b>24</b>	<b>0</b>	<b>962</b>
0911 Fraud, deception, false pretence offences	5	81	249	61	2	20	26	58	19	0	521
0912 Forging an instrument to defraud	4	115	157	17	1	2	22	45	4	0	367
0913 Possession of an article for use in fraud, deception or extortion	0	11	21	1	1	0	1	1	1	0	37
0914 Falsification of accounts	0	0	6	0	0	0	0	0	0	0	6
0915 Offences under the Companies Act	0	0	23	8	0	0	0	0	0	0	31
0916 Offences under the Investment Intermediaries Act	0	0	0	0	0	0	0	0	0	0	0
0917 Offences under the Stock Exchange Act	0	0	0	0	0	0	0	0	0	0	0
<b>092 Other fraud</b>	<b>0</b>	<b>0</b>	<b>13</b>	<b>0</b>	<b>0</b>	<b>0</b>	<b>0</b>	<b>7</b>	<b>5</b>	<b>0</b>	<b>25</b>
0921 Money laundering	0	0	1	0	0	0	0	1	0	0	2
0922 Embezzlement	0	0	9	0	0	0	0	0	0	0	9

0923 Fraud against the European Union	0	0	0	0	0	0	0	0	0	0	0
0924 Importation/Sale/Supply of tobacco offences	0	0	3	0	0	0	0	6	5	0	14
<b>093 Counterfeiting Currency and Related Offences</b>	<b>1</b>	<b>11</b>	<b>14</b>	<b>8</b>	<b>0</b>	<b>0</b>	<b>7</b>	<b>3</b>	<b>0</b>	<b>0</b>	<b>44</b>
0931 Counterfeiting notes and coins	1	11	14	8	0	0	7	3	0	0	44
<b>094 Corruption</b>	<b>0</b>	<b>0</b>	<b>0</b>	<b>0</b>	<b>0</b>	<b>0</b>	<b>0</b>	<b>0</b>	<b>0</b>	<b>0</b>	<b>0</b>
0941 Corruption (involving public office holder)	0	0	0	0	0	0	0	0	0	0	0
<b>10 Controlled Drug Offences</b>	<b>179</b>	<b>1,635</b>	<b>976</b>	<b>57</b>	<b>1</b>	<b>9</b>	<b>106</b>	<b>108</b>	<b>9</b>	<b>0</b>	<b>3,080</b>
<b>101 Importation / Manufacture of Drugs</b>	<b>2</b>	<b>13</b>	<b>19</b>	<b>11</b>	<b>0</b>	<b>0</b>	<b>0</b>	<b>6</b>	<b>1</b>	<b>0</b>	<b>52</b>
1011 Importation of drugs	1	4	3	6	0	0	0	2	0	0	16
1012 Cultivation or manufacture of drugs	1	9	16	5	0	0	0	4	1	0	36
<b>102 Possession of Drugs</b>	<b>170</b>	<b>1,565</b>	<b>924</b>	<b>46</b>	<b>1</b>	<b>6</b>	<b>102</b>	<b>90</b>	<b>7</b>	<b>0</b>	<b>2,911</b>
1021 Possession of drugs for sale or supply	53	517	393	21	0	3	49	52	7	0	1,095
1022 Possession of drugs for personal use	117	1,048	531	25	1	3	53	38	0	0	1,816
<b>103 Other Drug Offences</b>	<b>7</b>	<b>57</b>	<b>33</b>	<b>0</b>	<b>0</b>	<b>3</b>	<b>4</b>	<b>12</b>	<b>1</b>	<b>0</b>	<b>117</b>
1031 Forged or altered prescription offences	0	10	3	0	0	1	2	5	1	0	22
1032 Obstruction under the Drugs Act	7	47	30	0	0	2	2	7	0	0	95
<b>11 Weapons and Explosives Offences</b>	<b>66</b>	<b>224</b>	<b>233</b>	<b>52</b>	<b>0</b>	<b>3</b>	<b>15</b>	<b>9</b>	<b>2</b>	<b>2</b>	<b>606</b>
<b>111 Explosives, Chemical Weapons Offences</b>	<b>0</b>	<b>1</b>	<b>8</b>	<b>3</b>	<b>0</b>	<b>0</b>	<b>0</b>	<b>0</b>	<b>0</b>	<b>0</b>	<b>12</b>
1111 Causing an explosion	0	0	0	0	0	0	0	0	0	0	0
1112 Making of explosives	0	0	0	0	0	0	0	0	0	0	0
1113 Possession of explosives	0	1	8	3	0	0	0	0	0	0	12
1114 Chemical weapons offences											
<b>112 Firearms Offences</b>	<b>1</b>	<b>47</b>	<b>66</b>	<b>28</b>	<b>0</b>	<b>0</b>	<b>0</b>	<b>2</b>	<b>1</b>	<b>2</b>	<b>147</b>
1121 Discharging a firearm	0	11	3	4	0	0	0	0	0	0	18
1122 Possession of a firearm	1	36	63	24	0	0	0	2	1	2	129
<b>113 Offensive Weapons Offences (NEC)</b>	<b>65</b>	<b>176</b>	<b>159</b>	<b>21</b>	<b>0</b>	<b>3</b>	<b>15</b>	<b>7</b>	<b>1</b>	<b>0</b>	<b>447</b>
1131 Possession of offensive weapons (not firearms)	65	176	159	21	0	3	15	7	1	0	447
<b>114 Fireworks Offences</b>	<b>N/A</b>	<b>N/A</b>	<b>N/A</b>	<b>N/A</b>	<b>N/A</b>	<b>N/A</b>	<b>N/A</b>	<b>N/A</b>	<b>N/A</b>	<b>N/A</b>	<b>N/A</b>
1141 Fireworks Offences (for sale, igniting etc.)	N/A	N/A	N/A	N/A	N/A	N/A	N/A	N/A	N/A	N/A	N/A
<b>12 Damage to Property and to the Environment</b>	<b>368</b>	<b>1,258</b>	<b>665</b>	<b>85</b>	<b>4</b>	<b>9</b>	<b>54</b>	<b>47</b>	<b>3</b>	<b>0</b>	<b>2,493</b>
<b>121 Criminal Damage</b>	<b>365</b>	<b>1,247</b>	<b>655</b>	<b>82</b>	<b>4</b>	<b>9</b>	<b>53</b>	<b>46</b>	<b>3</b>	<b>0</b>	<b>2,464</b>
1211 Arson	16	51	21	4	0	0	1	2	0	0	95
1212 Criminal damage (not arson)	349	1,196	634	78	4	9	52	44	3	0	2,369
<b>122 Environmental Damage</b>	<b>3</b>	<b>11</b>	<b>10</b>	<b>3</b>	<b>0</b>	<b>0</b>	<b>1</b>	<b>1</b>	<b>0</b>	<b>0</b>	<b>29</b>
1221 Litter offences	3	11	10	3	0	0	1	1	0	0	29

§ Table 2.1a Persons convicted<sup>1</sup> of relevant offences for incidents recorded in 2003, continued

	Male					Female					Total
	Under 18	18-24	25-44	45+	Unavailable	Under 18	18-24	25-44	45+	Unavailable	
<b>13 Public Order and other Social Code Offences</b>	<b>709</b>	<b>6,790</b>	<b>6,174</b>	<b>1,503</b>	<b>46</b>	<b>77</b>	<b>748</b>	<b>1003</b>	<b>242</b>	<b>5</b>	<b>17,297</b>
<b>131 Disorderly Conduct</b>	<b>639</b>	<b>6,428</b>	<b>5,371</b>	<b>1,069</b>	<b>32</b>	<b>63</b>	<b>628</b>	<b>736</b>	<b>132</b>	<b>1</b>	<b>15,099</b>
1311 Affray/Riot/Violent disorder	3	28	22	2	0	0	0	4	0	0	59
1312 Public order offences	508	4,643	3,723	674	18	49	478	524	84	0	10,701
1313 Drunkenness offences	128	1,757	1,621	392	14	14	150	208	48	1	4,333
1314 Air rage - disruptive or drunken behaviour on aircraft	0	0	5	1	0	0	0	0	0	0	6
<b>132 Trespass Offences</b>	<b>37</b>	<b>143</b>	<b>104</b>	<b>12</b>	<b>1</b>	<b>4</b>	<b>7</b>	<b>11</b>	<b>0</b>	<b>0</b>	<b>319</b>
1321 Forcible entry and occupation (not burglary)	0	0	0	0	0	0	0	0	0	0	0
1322 Trespass on lands or enclosed areas	37	143	104	12	1	4	7	11	0	0	319
<b>133 Liquor Licensing Offences</b>	<b>26</b>	<b>151</b>	<b>497</b>	<b>375</b>	<b>12</b>	<b>2</b>	<b>49</b>	<b>156</b>	<b>101</b>	<b>1</b>	<b>1,370</b>
1331 Liquor licensing offences	26	151	497	374	12	2	49	156	101	1	1,369
1332 Registered clubs offences	0	0	0	1	0	0	0	0	0	0	1
1333 Special restaurant offences	0	0	0	0	0	0	0	0	0	0	0
<b>134 Prostitution Offences</b>	<b>0</b>	<b>4</b>	<b>32</b>	<b>14</b>	<b>0</b>	<b>0</b>	<b>11</b>	<b>31</b>	<b>0</b>	<b>0</b>	<b>92</b>
1341 Brothel keeping	0	0	1	0	0	0	0	0	0	0	1
1342 Organisation of prostitution	0	4	19	9	0	0	8	19	0	0	59
1343 Prostitution, including soliciting etc.	0	0	12	5	0	0	3	12	0	0	32
<b>135 Regulated Betting/Money, Collection/Trading Offences</b>	<b>1</b>	<b>15</b>	<b>41</b>	<b>10</b>	<b>0</b>	<b>0</b>	<b>9</b>	<b>25</b>	<b>7</b>	<b>1</b>	<b>109</b>
1351 Offences under the Betting Acts	0	1	2	1	0	0	0	0	0	0	4
1352 Collecting money without permit, unauthorised collection	0	0	4	0	0	0	0	1	0	0	5
1353 Offences under Gaming and Lotteries Acts	0	0	2	1	0	0	0	0	0	0	3
1354 Permit/License offences for casual/street trading	1	14	33	8	0	0	9	24	7	1	97
<b>136 Social Code Offences (NEC)</b>	<b>6</b>	<b>49</b>	<b>129</b>	<b>23</b>	<b>1</b>	<b>8</b>	<b>44</b>	<b>44</b>	<b>2</b>	<b>2</b>	<b>308</b>
1361 Bestiality	0	0	0	0	0	0	0	0	0	0	0
1362 Indecency	3	5	10	9	0	0	0	1	0	0	28
1363 Allowing a child (under 16 years) to beg	0	0	0	0	0	0	0	1	0	0	1
1364 Bigamy	0	0	0	0	0	0	0	0	0	0	0
1365 Begging	3	44	119	14	1	8	44	42	2	2	279
<b>14 Road and Traffic Offences (NEC)</b>	<b>264</b>	<b>4,308</b>	<b>6,448</b>	<b>1,549</b>	<b>34</b>	<b>16</b>	<b>568</b>	<b>1254</b>	<b>238</b>	<b>6</b>	<b>14,686<sup>2</sup></b>
<b>141 Driving Licence/Insurance Offences</b>	<b>136</b>	<b>2,056</b>	<b>2,518</b>	<b>349</b>	<b>13</b>	<b>10</b>	<b>260</b>	<b>482</b>	<b>65</b>	<b>2</b>	<b>5,891</b>
1411 Driving licence-failure to have, produce, etc.	7	113	155	28	0	2	24	34	7	0	370
1412 Insurance-failure to have, produce, display, etc.	129	1,943	2,363	321	13	8	236	448	58	2	5,521

<b>142 Tax/Registration Offences</b>	<b>3</b>	<b>231</b>	<b>687</b>	<b>213</b>	<b>4</b>	<b>0</b>	<b>39</b>	<b>146</b>	<b>26</b>	<b>2</b>	<b>1,352</b> <sup>2</sup>
1421 No tax, non-display of tax, unregistered vehicle etc.	3	231	685	212	4	0	39	146	26	2	1,349 <sup>2</sup>
1422 Misuse of Trade Licence	0	0	2	1	0	0	0	0	0	0	3
<b>143 Roadworthiness/Regulatory Offences</b>	<b>125</b>	<b>1,995</b>	<b>2,991</b>	<b>780</b>	<b>16</b>	<b>6</b>	<b>269</b>	<b>619</b>	<b>143</b>	<b>2</b>	<b>6,946</b>
1431 Misuse of trailers, weight and other offences	2	67	60	29	1	0	6	13	2	0	180
1432 Obstruction under Road Traffic Acts	1	6	14	4	0	0	1	1	1	0	28
1433 Other road offences	122	1,922	2,917	747	15	6	262	605	140	2	6,738
<b>144 Road Transport/Public Service Vehicles Offences</b>	<b>0</b>	<b>26</b>	<b>252</b>	<b>207</b>	<b>1</b>	<b>0</b>	<b>0</b>	<b>7</b>	<b>4</b>	<b>0</b>	<b>497</b>
1441 Road Transport - carriage of goods offences	0	16	127	131	1	0	0	2	2	0	279
1442 Public Service Vehicle offences	0	10	125	76	0	0	0	5	2	0	218
1443 Light rail offences (Luas)	N/A	N/A	N/A	N/A	N/A	N/A	N/A	N/A	N/A	N/A	N/A
<b>15 Offences against Government, Justice Procedures and Organisation of Crime</b>	<b>78</b>	<b>588</b>	<b>708</b>	<b>164</b>	<b>10</b>	<b>7</b>	<b>73</b>	<b>115</b>	<b>24</b>	<b>0</b>	<b>1,767</b>
<b>151 Offences Against Government and its agents</b>	<b>0</b>	<b>7</b>	<b>10</b>	<b>3</b>	<b>0</b>	<b>0</b>	<b>2</b>	<b>3</b>	<b>0</b>	<b>0</b>	<b>25</b>
1511 Treason	0	0	0	0	0	0	0	0	0	0	0
1512 Breaches of Offences against the State Acts	0	0	3	2	0	0	0	0	0	0	5
1513 Breaches of Official Secrets Act	0	0	0	0	0	0	0	0	0	0	0
1514 Impersonating member of An Garda Síochána	0	0	0	0	0	0	0	0	0	0	0
1515 Electoral offences including personation	0	0	0	0	0	0	0	0	0	0	0
1516 Public mischief-annoying phone calls and wasting police time	0	6	7	0	0	0	2	2	0	0	17
1517 Criminal Assets Bureau offences	0	0	0	1	0	0	0	0	0	0	1
1518 Non compliance with Garda direction	0	1	0	0	0	0	0	1	0	0	2
<b>152 Organisation of Crime and Conspiracy to Commit Crime</b>	<b>0</b>	<b>0</b>	<b>0</b>	<b>0</b>	<b>0</b>	<b>0</b>	<b>0</b>	<b>0</b>	<b>0</b>	<b>0</b>	<b>0</b>
1521 Criminal organisation offences (organised crime)	N/A	N/A	N/A	N/A	N/A	N/A	N/A	N/A	N/A	N/A	N/A
1522 Conspiracy to commit a crime	0	0	0	0	0	0	0	0	0	0	0
<b>153 Perverting the Course of justice</b>	<b>0</b>	<b>0</b>	<b>3</b>	<b>1</b>	<b>0</b>	<b>0</b>	<b>0</b>	<b>0</b>	<b>0</b>	<b>0</b>	<b>4</b>
1531 Perjury	0	0	0	0	0	0	0	0	0	0	0
1532 Interfering with a jury (embracery)	0	0	1	0	0	0	0	0	0	0	1
1533 Assisting offenders	0	0	0	0	0	0	0	0	0	0	0
1534 Public mischief, pervert course of justice, conceal offence	0	0	2	1	0	0	0	0	0	0	3
<b>154 Offences while in Custody and Related offences</b>	<b>4</b>	<b>7</b>	<b>5</b>	<b>0</b>	<b>0</b>	<b>0</b>	<b>0</b>	<b>0</b>	<b>0</b>	<b>0</b>	<b>16</b>
1541 Escape or help to escape from custody	4	7	5	0	0	0	0	0	0	0	16
1542 Prison offences	N/A	N/A	N/A	N/A	N/A	N/A	N/A	N/A	N/A	N/A	N/A

<sup>1</sup> Includes Conviction, Proved and order made without conviction, Probation of Offenders Act

<sup>2</sup> Some values of sex are unavailable, hence columns are not additive.

Table 2.1a Persons convicted<sup>1</sup> of relevant offences for incidents recorded in 2003, continued

	Male					Female					Total
	Under 18	18-24	25-44	45+	Unavailable	Under 18	18-24	25-44	45+	Unavailable	
<b>155 Breach of Justice/Court Order</b>	<b>74</b>	<b>574</b>	<b>690</b>	<b>160</b>	<b>10</b>	<b>7</b>	<b>71</b>	<b>112</b>	<b>24</b>	<b>0</b>	<b>1,722</b>
1551 Breach of Domestic Violence Order (protection, safety, barring)	0	68	234	115	3	0	1	26	17	0	464
1552 Breach of bail	57	396	361	35	5	6	57	68	6	0	991
1553 Failure to comply under Sex Offenders Act	0	0	0	0	0	0	0	0	0	0	0
1554 Breach of Order under Family Law Act	0	0	0	0	0	0	0	0	0	0	0
1555 Other failure to comply with court order, jury summons, warrant etc.	17	110	95	10	2	1	13	18	1	0	267
<b>16 Offences Not Elsewhere Classified</b>	<b>4</b>	<b>71</b>	<b>210</b>	<b>58</b>	<b>2</b>	<b>3</b>	<b>16</b>	<b>21</b>	<b>7</b>	<b>0</b>	<b>392</b>
<b>161 Importation/Control/Welfare of Animals offences</b>	<b>0</b>	<b>16</b>	<b>77</b>	<b>52</b>	<b>0</b>	<b>0</b>	<b>0</b>	<b>3</b>	<b>6</b>	<b>0</b>	<b>154</b>
1611 Illegal importation of animals	0	0	8	0	0	0	0	0	3	0	11
1612 Control of horses offences	0	1	5	3	0	0	0	0	0	0	9
1613 Dog ownership offences (licence, control etc)	0	8	20	15	0	0	0	3	3	0	49
1614 Offences against animals	0	7	44	34	0	0	0	0	0	0	85
<b>162 Fisheries/Maritime Offences</b>	<b>0</b>	<b>0</b>	<b>9</b>	<b>2</b>	<b>0</b>	<b>0</b>	<b>0</b>	<b>0</b>	<b>0</b>	<b>0</b>	<b>11</b>
1621 Breaches of EU fishing quota and related EU regulation	0	0	9	2	0	0	0	0	0	0	11
1622 Merchant shipping / Maritime safety offences	N/A	N/A	N/A	N/A	N/A	N/A	N/A	N/A	N/A	N/A	N/A
<b>163 Use of Data, Electronic Counterfeit and Broadcasting</b>	<b>0</b>	<b>1</b>	<b>4</b>	<b>1</b>	<b>0</b>	<b>0</b>	<b>1</b>	<b>0</b>	<b>0</b>	<b>0</b>	<b>7</b>
1631 Unauthorised accessing of data	0	0	0	0	0	0	0	0	0	0	0
1632 Recording, possession or distribution of counterfeit material	0	0	3	1	0	0	0	0	0	0	4
1633 Unauthorised broadcasting and illegal signal reception	0	1	1	0	0	0	1	0	0	0	3
<b>164 Miscellaneous Offences</b>	<b>4</b>	<b>54</b>	<b>120</b>	<b>3</b>	<b>2</b>	<b>3</b>	<b>15</b>	<b>18</b>	<b>1</b>	<b>0</b>	<b>220</b>
1641 Abortion	0	0	0	0	0	0	0	0	0	0	0
1642 Procuring or assisting in abortion	0	0	0	0	0	0	0	0	0	0	0
1643 Concealment of birth	0	0	0	0	0	0	0	0	0	0	0
1644 Destroying / Disposing of a dead body	0	0	0	0	0	0	0	0	0	0	0
1645 Pawnbroking offences	0	0	0	0	0	0	0	0	0	0	0
1646 Offences in connection with rail travel	3	4	1	0	0	0	0	0	0	0	8
1647 Employment permit offences (relating to non-Irish national)	0	0	5	1	0	0	0	0	1	0	7
1648 Immigration offences/carrier liability	1	50	114	2	2	3	15	18	0	0	205

<sup>1</sup> Includes Conviction, Proved and order made without conviction, Probation of Offenders Act





90 Table 2.1b Persons convicted<sup>1</sup> of relevant offences for incidents recorded in 2004

	Male					Female					Total
	Under 18	18-24	25-44	45+	Unavailable	Under 18	18-24	25-44	45+	Unavailable	
<b>01 Homicide Offences</b>	<b>5</b>	<b>19</b>	<b>19</b>	<b>5</b>	<b>0</b>	<b>0</b>	<b>1</b>	<b>2</b>	<b>1</b>	<b>0</b>	<b>52</b>
<b>011 Murder/Manslaughter/Infanticide</b>	<b>3</b>	<b>8</b>	<b>12</b>	<b>3</b>	<b>0</b>	<b>0</b>	<b>0</b>	<b>0</b>	<b>0</b>	<b>0</b>	<b>26</b>
0111 Murder	1	4	9	2	0	0	0	0	0	0	16
0112 Manslaughter	2	4	3	1	0	0	0	0	0	0	10
0113 Infanticide	0	0	0	0	0	0	0	0	0	0	0
<b>012 Dangerous Driving Leading to Death</b>	<b>2</b>	<b>11</b>	<b>7</b>	<b>2</b>	<b>0</b>	<b>0</b>	<b>1</b>	<b>2</b>	<b>1</b>	<b>0</b>	<b>26</b>
0121 Manslaughter (traffic fatality)	0	0	1	0	0	0	0	0	0	0	1
0122 Dangerous driving causing death	2	11	6	2	0	0	1	2	1	0	25
<b>02 Sexual Offences</b>	<b>8</b>	<b>23</b>	<b>79</b>	<b>125</b>	<b>0</b>	<b>0</b>	<b>0</b>	<b>0</b>	<b>0</b>	<b>0</b>	<b>235</b>
<b>021 Rape and Sexual Assault</b>	<b>8</b>	<b>22</b>	<b>78</b>	<b>104</b>	<b>0</b>	<b>0</b>	<b>0</b>	<b>0</b>	<b>0</b>	<b>0</b>	<b>212</b>
0211 Rape of a male or female	3	10	9	5	0	0	0	0	0	0	27
0212 Defilement of a boy or girl less than 17 years old	0	5	0	2	0	0	0	0	0	0	7
0213 Sexual offence involving mentally impaired person	0	0	0	0	0	0	0	0	0	0	0
0214 Aggravated sexual assault	0	2	0	0	0	0	0	0	0	0	2
0215 Sexual assault (not aggravated)	5	5	69	97	0	0	0	0	0	0	176
<b>022 Other Sexual Offences</b>	<b>0</b>	<b>1</b>	<b>1</b>	<b>21</b>	<b>0</b>	<b>0</b>	<b>0</b>	<b>0</b>	<b>0</b>	<b>0</b>	<b>23</b>
0221 Incest	0	0	0	0	0	0	0	0	0	0	0
0222 Child pornography offences	0	1	1	20	0	0	0	0	0	0	22
0223 Child pornography - obstruction of warrant	0	0	0	0	0	0	0	0	0	0	0
0224 Gross indecency	0	0	0	1	0	0	0	0	0	0	1
<b>03 Attempts/Threats to Murder, Assaults, Harassments and Related offences</b>	<b>220</b>	<b>987</b>	<b>913</b>	<b>194</b>	<b>4</b>	<b>45</b>	<b>176</b>	<b>144</b>	<b>35</b>	<b>0</b>	<b>2,718</b>
<b>031 Attempts/Threats to Murder</b>	<b>2</b>	<b>4</b>	<b>4</b>	<b>1</b>	<b>0</b>	<b>1</b>	<b>0</b>	<b>0</b>	<b>0</b>	<b>0</b>	<b>12</b>
0311 Murder-attempt	0	0	0	0	0	0	0	0	0	0	0
0312 Murder-threat	2	4	4	1	0	1	0	0	0	0	12
<b>032 Assaults</b>	<b>217</b>	<b>957</b>	<b>859</b>	<b>180</b>	<b>4</b>	<b>44</b>	<b>170</b>	<b>139</b>	<b>29</b>	<b>0</b>	<b>2,599</b>
0321 Assault causing harm	104	471	333	51	2	7	37	35	4	0	1,044
0322 Poisoning	0	0	0	0	0	0	0	0	0	0	0
0323 Assault or obstruction of Garda/official, resisting arrest	4	32	32	6	0	0	4	3	1	0	82
0324 Minor assault	109	454	494	123	2	37	129	101	24	0	1,473
<b>033 Harassment and Related Offences</b>	<b>1</b>	<b>26</b>	<b>50</b>	<b>13</b>	<b>0</b>	<b>0</b>	<b>6</b>	<b>5</b>	<b>6</b>	<b>0</b>	<b>107</b>
0331 Harassment, stalking, threats	1	11	36	8	0	0	3	2	1	0	62

0332 Coercion	0	0	0	0	0	0	0	0	0	0	0	0
0333 Menacing phone calls	0	15	14	5	0	0	1	3	4	0	0	42
0334 Incitement to hatred offences	0	0	0	0	0	0	2	0	1	0	0	3
0335 Demanding payment of debt causing alarm	0	0	0	0	0	0	0	0	0	0	0	0
<b>04 Dangerous or Negligent Acts</b>	<b>125</b>	<b>2,378</b>	<b>4,710</b>	<b>1,755</b>	<b>20</b>	<b>3</b>	<b>187</b>	<b>548</b>	<b>267</b>	<b>0</b>	<b>0</b>	<b>9,993</b>
<b>041 Dangerous or Negligent Operation of a Vehicle</b>	<b>122</b>	<b>2,349</b>	<b>4,695</b>	<b>1,754</b>	<b>20</b>	<b>2</b>	<b>184</b>	<b>543</b>	<b>266</b>	<b>0</b>	<b>0</b>	<b>9,935</b>
0411 Dangerous driving causing serious bodily harm	1	2	6	0	0	0	1	0	0	0	0	10
0412 Driving/In charge of a vehicle while over legal alcohol limit	30	1,461	3,588	1,433	13	1	121	396	205	0	0	7,248
0413 Driving/In charge of a vehicle under the influence of drugs	0	9	16	6	0	0	0	0	1	0	0	32
0414 Dangerous/careless driving and motorway offences	89	768	712	239	3	1	49	97	49	0	0	2,007
0415 Speeding	2	109	373	76	4	0	13	50	11	0	0	638
<b>042 Other Dangerous or Negligent Acts</b>	<b>3</b>	<b>29</b>	<b>15</b>	<b>1</b>	<b>0</b>	<b>1</b>	<b>3</b>	<b>5</b>	<b>1</b>	<b>0</b>	<b>0</b>	<b>58</b>
0421 Endangerment with potential for serious harm/death	3	20	5	0	0	1	0	1	0	0	0	30
0422 Abandoning a child, child neglect and cruelty	0	0	3	0	0	0	1	4	0	0	0	8
0423 Unseaworthy/Dangerous use of boat or ship	N/A	N/A	N/A	N/A	N/A	N/A	N/A	N/A	N/A	N/A	N/A	N/A
0424 False alarm/Interference with aircraft or air transport facilities	0	0	2	0	0	0	0	0	0	0	0	2
0425 Endangering traffic offences	0	9	5	1	0	0	2	0	1	0	0	18
<b>05 Kidnapping and Related Offences</b>	<b>0</b>	<b>9</b>	<b>7</b>	<b>0</b>	<b>0</b>	<b>0</b>	<b>2</b>	<b>2</b>	<b>0</b>	<b>0</b>	<b>0</b>	<b>20</b>
<b>051 False Imprisonment, Abduction</b>	<b>0</b>	<b>9</b>	<b>7</b>	<b>0</b>	<b>0</b>	<b>0</b>	<b>2</b>	<b>2</b>	<b>0</b>	<b>0</b>	<b>0</b>	<b>20</b>
0511 False Imprisonment	0	4	7	0	0	0	1	2	0	0	0	14
0512 Abduction of person under 16 years of age	0	5	0	0	0	0	1	0	0	0	0	6
<b>06 Robbery, Extortion and highjacking offences</b>	<b>93</b>	<b>203</b>	<b>235</b>	<b>7</b>	<b>0</b>	<b>5</b>	<b>12</b>	<b>5</b>	<b>0</b>	<b>0</b>	<b>0</b>	<b>560</b>
<b>061 Robbery</b>	<b>88</b>	<b>194</b>	<b>229</b>	<b>7</b>	<b>0</b>	<b>5</b>	<b>12</b>	<b>5</b>	<b>0</b>	<b>0</b>	<b>0</b>	<b>540</b>
0611 Robbery of an establishment or institution	22	81	166	5	0	0	5	1	0	0	0	280
0612 Robbery of cash or goods in transit	0	4	2	2	0	0	0	0	0	0	0	8
0613 Robbery from the person	66	109	61	0	0	5	7	4	0	0	0	252
<b>062 Extortion offences</b>	<b>0</b>	<b>0</b>	<b>0</b>	<b>0</b>	<b>0</b>	<b>0</b>	<b>0</b>	<b>0</b>	<b>0</b>	<b>0</b>	<b>0</b>	<b>0</b>
0621 Blackmail or extortion	0	0	0	0	0	0	0	0	0	0	0	0
<b>063 Hijacking Offences</b>	<b>5</b>	<b>9</b>	<b>6</b>	<b>0</b>	<b>0</b>	<b>0</b>	<b>0</b>	<b>0</b>	<b>0</b>	<b>0</b>	<b>0</b>	<b>20</b>
0631 Carjacking, highjacking/unlawful seizure of of aircraft/vessel	5	9	6	0	0	0	0	0	0	0	0	20

<sup>1</sup> Includes Conviction, Proved and order made without conviction, Probation of Offenders Act

Table 2.1b Persons convicted<sup>1</sup> of relevant offences for incidents recorded in 2004, continued

	Male					Female					Total
	Under 18	18-24	25-44	45+	Unavailable	Under 18	18-24	25-44	45+	Unavailable	
<b>07 Burglary and Related offences</b>	<b>337</b>	<b>699</b>	<b>748</b>	<b>28</b>	<b>1</b>	<b>12</b>	<b>32</b>	<b>28</b>	<b>2</b>	<b>0</b>	<b>1,887</b>
<b>071 Burglary</b>	<b>337</b>	<b>699</b>	<b>748</b>	<b>28</b>	<b>1</b>	<b>12</b>	<b>32</b>	<b>28</b>	<b>2</b>	<b>0</b>	<b>1,887</b>
0711 Aggravated burglary	5	18	24	0	0	0	0	1	0	0	48
0712 Burglary (not aggravated)	317	644	704	26	1	12	32	25	2	0	1,763
0713 Possession of an article (with intent to burgle, steal, demand)	15	37	20	2	0	0	0	2	0	0	76
<b>08 Theft and Related Offences</b>	<b>805</b>	<b>2,142</b>	<b>2,190</b>	<b>328</b>	<b>12</b>	<b>133</b>	<b>845</b>	<b>1168</b>	<b>224</b>	<b>3</b>	<b>7,850</b>
<b>081 Theft/Taking of Vehicle and Related offences</b>	<b>327</b>	<b>553</b>	<b>201</b>	<b>4</b>	<b>3</b>	<b>8</b>	<b>22</b>	<b>4</b>	<b>2</b>	<b>0</b>	<b>1,124</b>
0811 Theft/Unauthorised taking of vehicle.	282	452	143	4	2	8	19	4	2	0	916
0812 Interfering with vehicle (with intent to steal item or vehicle)	45	101	58	0	1	0	3	0	0	0	208
<b>082 Theft (not vehicle)</b>	<b>434</b>	<b>1,401</b>	<b>1,800</b>	<b>294</b>	<b>9</b>	<b>112</b>	<b>778</b>	<b>1109</b>	<b>217</b>	<b>3</b>	<b>6,157</b>
0821 Theft from person	75	84	67	4	0	12	27	35	5	0	309
0822 Theft from shop	182	745	1,105	229	9	80	656	932	176	3	4,117
0823 Theft from vehicle	75	171	132	4	0	11	1	0	0	0	394
0824 Theft/Unauthorised taking of a pedal cycle	7	10	11	1	0	0	0	0	0	0	29
0826 Theft of, or interference with mail	0	1	0	0	0	0	0	0	0	0	1
0827 Theft of other property	95	390	485	56	0	9	94	142	36	0	1,307
<b>083 Handling Stolen Property</b>	<b>44</b>	<b>188</b>	<b>189</b>	<b>30</b>	<b>0</b>	<b>13</b>	<b>45</b>	<b>55</b>	<b>5</b>	<b>0</b>	<b>569</b>
0831 Handling or possession of stolen property	44	188	189	30	0	13	45	55	5	0	569
<b>09 Fraud, deception and Related Offences</b>	<b>10</b>	<b>214</b>	<b>357</b>	<b>67</b>	<b>1</b>	<b>5</b>	<b>63</b>	<b>152</b>	<b>45</b>	<b>0</b>	<b>914</b>
<b>091 Fraud, Forgery and False Instrument Offences</b>	<b>5</b>	<b>186</b>	<b>329</b>	<b>58</b>	<b>1</b>	<b>5</b>	<b>59</b>	<b>134</b>	<b>42</b>	<b>0</b>	<b>819</b>
0911 Fraud, deception, false pretence offences	1	104	151	23	0	5	32	58	39	0	413
0912 Forging an instrument to defraud	4	77	165	31	1	0	25	64	3	0	370
0913 Possession of an article for use in fraud, deception or extortion	0	5	13	3	0	0	1	3	0	0	25
0914 Falsification of accounts	0	0	0	0	0	0	1	9	0	0	10
0915 Offences under the Companies Act	0	0	0	1	0	0	0	0	0	0	1
0916 Offences under the Investment Intermediaries Act	0	0	0	0	0	0	0	0	0	0	0
0917 Offences under the Stock Exchange Act	0	0	0	0	0	0	0	0	0	0	0
<b>092 Other fraud</b>	<b>0</b>	<b>2</b>	<b>9</b>	<b>2</b>	<b>0</b>	<b>0</b>	<b>0</b>	<b>15</b>	<b>3</b>	<b>0</b>	<b>31</b>
0921 Money laundering	0	1	8	0	0	0	0	12	0	0	21
0922 Embezzlement	0	0	1	1	0	0	0	1	0	0	3

0923 Fraud against the European Union	0	0	0	0	0	0	0	0	0	0	0
0924 Importation/Sale/Supply of tobacco offences	0	1	0	1	0	0	0	2	3	0	7
<b>093 Counterfeiting Currency and Related Offences</b>	<b>5</b>	<b>26</b>	<b>18</b>	<b>3</b>	<b>0</b>	<b>0</b>	<b>4</b>	<b>3</b>	<b>0</b>	<b>0</b>	<b>59</b>
0931 Counterfeiting notes and coins	5	26	18	3	0	0	4	3	0	0	59
<b>094 Corruption</b>	<b>0</b>	<b>0</b>	<b>1</b>	<b>4</b>	<b>0</b>	<b>0</b>	<b>0</b>	<b>0</b>	<b>0</b>	<b>0</b>	<b>5</b>
0941 Corruption (involving public office holder)	0	0	1	4	0	0	0	0	0	0	5
<b>10 Controlled Drug Offences</b>	<b>154</b>	<b>1,682</b>	<b>919</b>	<b>50</b>	<b>1</b>	<b>8</b>	<b>122</b>	<b>83</b>	<b>11</b>	<b>0</b>	<b>3,030</b>
<b>101 Importation / Manufacture of Drugs</b>	<b>0</b>	<b>2</b>	<b>29</b>	<b>4</b>	<b>0</b>	<b>0</b>	<b>1</b>	<b>2</b>	<b>3</b>	<b>0</b>	<b>41</b>
1011 Importation of drugs	0	1	15	1	0	0	1	1	0	0	19
1012 Cultivation or manufacture of drugs	0	1	14	3	0	0	0	1	3	0	22
<b>102 Possession of Drugs</b>	<b>146</b>	<b>1,622</b>	<b>829</b>	<b>35</b>	<b>1</b>	<b>6</b>	<b>105</b>	<b>67</b>	<b>4</b>	<b>0</b>	<b>2,815</b>
1021 Possession of drugs for sale or supply	54	498	341	22	0	5	45	35	3	0	1,003
1022 Possession of drugs for personal use	92	1,124	488	13	1	1	60	32	1	0	1,812
<b>103 Other Drug Offences</b>	<b>8</b>	<b>58</b>	<b>61</b>	<b>11</b>	<b>0</b>	<b>2</b>	<b>16</b>	<b>14</b>	<b>4</b>	<b>0</b>	<b>174</b>
1031 Forged or altered prescription offences	0	6	18	9	0	1	10	10	3	0	57
1032 Obstruction under the Drugs Act	8	52	43	2	0	1	6	4	1	0	117
<b>11 Weapons and Explosives Offences</b>	<b>61</b>	<b>269</b>	<b>220</b>	<b>35</b>	<b>1</b>	<b>1</b>	<b>3</b>	<b>11</b>	<b>3</b>	<b>0</b>	<b>604</b>
<b>111 Explosives, Chemical Weapons Offences</b>	<b>0</b>	<b>2</b>	<b>0</b>	<b>0</b>	<b>0</b>	<b>0</b>	<b>0</b>	<b>0</b>	<b>0</b>	<b>0</b>	<b>2</b>
1111 Causing an explosion	0	0	0	0	0	0	0	0	0	0	0
1112 Making of explosives	0	0	0	0	0	0	0	0	0	0	0
1113 Possession of explosives	0	2	0	0	0	0	0	0	0	0	2
1114 Chemical weapons offences											
<b>112 Firearms Offences</b>	<b>5</b>	<b>40</b>	<b>52</b>	<b>17</b>	<b>0</b>	<b>0</b>	<b>1</b>	<b>0</b>	<b>1</b>	<b>0</b>	<b>116</b>
1121 Discharging a firearm	0	7	8	4	0	0	0	0	0	0	19
1122 Possession of a firearm	5	33	44	13	0	0	1	0	1	0	97
<b>113 Offensive Weapons Offences (NEC)</b>	<b>56</b>	<b>227</b>	<b>168</b>	<b>18</b>	<b>1</b>	<b>1</b>	<b>2</b>	<b>11</b>	<b>2</b>	<b>0</b>	<b>486</b>
1131 Possession of offensive weapons (not firearms)	56	227	168	18	1	1	2	11	2	0	486
<b>114 Fireworks Offences</b>	<b>N/A</b>	<b>N/A</b>	<b>N/A</b>	<b>N/A</b>	<b>N/A</b>	<b>N/A</b>	<b>N/A</b>	<b>N/A</b>	<b>N/A</b>	<b>N/A</b>	<b>N/A</b>
1141 Fireworks Offences (for sale, igniting etc.)	N/A	N/A	N/A	N/A	N/A	N/A	N/A	N/A	N/A	N/A	N/A
<b>12 Damage to Property and to the Environment</b>	<b>287</b>	<b>1,021</b>	<b>623</b>	<b>98</b>	<b>2</b>	<b>12</b>	<b>25</b>	<b>46</b>	<b>9</b>	<b>0</b>	<b>2,123</b>
<b>121 Criminal Damage</b>	<b>286</b>	<b>1,004</b>	<b>609</b>	<b>89</b>	<b>2</b>	<b>11</b>	<b>21</b>	<b>45</b>	<b>9</b>	<b>0</b>	<b>2,076</b>
1211 Arson	15	42	24	6	0	1	0	3	0	0	91
1212 Criminal damage (not arson)	271	962	585	83	2	10	21	42	9	0	1,985
<b>122 Environmental Damage</b>	<b>1</b>	<b>17</b>	<b>14</b>	<b>9</b>	<b>0</b>	<b>1</b>	<b>4</b>	<b>1</b>	<b>0</b>	<b>0</b>	<b>47</b>
1221 Litter offences	1	17	14	9	0	1	4	1	0	0	47

94 **Table 2.1b Persons convicted<sup>1</sup> of relevant offences for incidents recorded in 2004, continued**

	Male					Female					Total
	Under 18	18-24	25-44	45+	Unavailable	Under 18	18-24	25-44	45+	Unavailable	
<b>13 Public Order and other Social Code Offences</b>	<b>682</b>	<b>6,728</b>	<b>5,803</b>	<b>1,293</b>	<b>22</b>	<b>54</b>	<b>729</b>	<b>887</b>	<b>236</b>	<b>7</b>	<b>16,441</b>
<b>131 Disorderly Conduct</b>	<b>592</b>	<b>6,413</b>	<b>5,075</b>	<b>931</b>	<b>17</b>	<b>51</b>	<b>608</b>	<b>654</b>	<b>130</b>	<b>3</b>	<b>14,474</b>
1311 Affray/Riot/Violent disorder	10	33	18	1	0	0	4	1	1	0	68
1312 Public order offences	472	4,735	3,533	571	12	48	465	473	81	2	10,392
1313 Drunkenness offences	110	1,644	1,521	357	5	3	139	178	48	1	4,006
1314 Air rage - disruptive or drunken behaviour on aircraft	0	1	3	2	0	0	0	2	0	0	8
<b>132 Trespass Offences</b>	<b>61</b>	<b>154</b>	<b>105</b>	<b>12</b>	<b>2</b>	<b>2</b>	<b>7</b>	<b>6</b>	<b>0</b>	<b>0</b>	<b>349</b>
1321 Forcible entry and occupation (not burglary)	0	4	0	0	0	0	0	0	0	0	4
1322 Trespass on lands or enclosed areas	61	150	105	12	2	2	7	6	0	0	345
<b>133 Liquor Licensing Offences</b>	<b>23</b>	<b>128</b>	<b>482</b>	<b>309</b>	<b>3</b>	<b>0</b>	<b>53</b>	<b>151</b>	<b>95</b>	<b>1</b>	<b>1,245</b>
1331 Liquor licensing offences	23	128	481	307	3	0	53	150	94	1	1,240
1332 Registered clubs offences	0	0	1	2	0	0	0	0	1	0	4
1333 Special restaurant offences	0	0	0	0	0	0	0	1	0	0	1
<b>134 Prostitution Offences</b>	<b>0</b>	<b>2</b>	<b>39</b>	<b>22</b>	<b>0</b>	<b>0</b>	<b>23</b>	<b>31</b>	<b>0</b>	<b>1</b>	<b>118</b>
1341 Brothel keeping	0	0	0	0	0	0	0	0	0	0	0
1342 Organisation of prostitution	0	1	4	1	0	0	1	1	0	0	8
1343 Prostitution, including soliciting etc.	0	1	35	21	0	0	22	30	0	1	110
<b>135 Regulated Betting/Money, Collection/Trading Offences</b>	<b>0</b>	<b>16</b>	<b>25</b>	<b>11</b>	<b>0</b>	<b>1</b>	<b>6</b>	<b>23</b>	<b>9</b>	<b>1</b>	<b>92</b>
1351 Offences under the Betting Acts	0	0	0	0	0	0	0	0	0	0	0
1352 Collecting money without permit, unauthorised collection	0	1	3	1	0	0	0	2	0	0	7
1353 Offences under Gaming and Lotteries Acts	0	0	0	2	0	0	0	0	0	0	2
1354 Permit/License offences for casual/street trading	0	15	22	8	0	1	6	21	9	1	83
<b>136 Social Code Offences (NEC)</b>	<b>6</b>	<b>15</b>	<b>77</b>	<b>8</b>	<b>0</b>	<b>0</b>	<b>32</b>	<b>22</b>	<b>2</b>	<b>1</b>	<b>163</b>
1361 Bestiality	0	0	0	0	0	0	0	0	0	0	0
1362 Indecency	5	4	16	6	0	0	0	0	0	0	31
1363 Allowing a child (under 16 years) to beg	0	0	1	0	0	0	0	2	0	0	3
1364 Bigamy	0	0	0	0	0	0	0	0	0	0	0
1365 Begging	1	11	60	2	0	0	32	20	2	1	129
<b>14 Road and Traffic Offences (NEC)</b>	<b>311</b>	<b>4,940</b>	<b>6,689</b>	<b>1,661</b>	<b>21</b>	<b>16</b>	<b>617</b>	<b>1296</b>	<b>257</b>	<b>3</b>	<b>15,811</b>
<b>141 Driving Licence/Insurance Offences</b>	<b>167</b>	<b>2,214</b>	<b>2,429</b>	<b>395</b>	<b>9</b>	<b>6</b>	<b>222</b>	<b>449</b>	<b>61</b>	<b>0</b>	<b>5,952</b>
1411 Driving licence-failure to have, produce, etc.	8	175	143	38	0	0	13	35	7	0	419
1412 Insurance-failure to have, produce, display, etc.	159	2,039	2,286	357	9	6	209	414	54	0	5,533

<b>142 Tax/Registration Offences</b>	<b>4</b>	<b>262</b>	<b>810</b>	<b>236</b>	<b>2</b>	<b>0</b>	<b>54</b>	<b>175</b>	<b>29</b>	<b>0</b>	<b>1,572</b>
1421 No tax, non-display of tax, unregistered vehicle etc.	4	262	810	236	2	0	54	175	28	0	1,571
1422 Misuse of Trade Licence	0	0	0	0	0	0	0	0	1	0	1
<b>143 Roadworthiness/Regulatory Offences</b>	<b>140</b>	<b>2,441</b>	<b>3,195</b>	<b>792</b>	<b>9</b>	<b>10</b>	<b>336</b>	<b>657</b>	<b>153</b>	<b>3</b>	<b>7,736</b>
1431 Misuse of trailers, weight and other offences	2	95	164	48	0	0	16	31	9	0	365
1432 Obstruction under Road Traffic Acts	0	3	13	3	0	0	1	1	1	2	24
1433 Other road offences	138	2,343	3,018	741	9	10	319	625	143	1	7,347
<b>144 Road Transport/Public Service Vehicles Offences</b>	<b>0</b>	<b>23</b>	<b>255</b>	<b>238</b>	<b>1</b>	<b>0</b>	<b>5</b>	<b>15</b>	<b>14</b>	<b>0</b>	<b>551</b>
1441 Road Transport - carriage of goods offences	0	20	198	193	1	0	3	7	13	0	435
1442 Public Service Vehicle offences	0	3	57	45	0	0	2	8	1	0	116
1443 Light rail offences (Luas)	N/A	N/A	N/A	N/A	N/A	N/A	N/A	N/A	N/A	N/A	N/A
<b>15 Offences against Government, Justice Procedures and Organisation of Crime</b>	<b>61</b>	<b>463</b>	<b>634</b>	<b>150</b>	<b>5</b>	<b>3</b>	<b>58</b>	<b>73</b>	<b>12</b>	<b>0</b>	<b>1,459</b>
<b>151 Offences Against Government and its agents</b>	<b>0</b>	<b>4</b>	<b>14</b>	<b>3</b>	<b>0</b>	<b>0</b>	<b>2</b>	<b>2</b>	<b>0</b>	<b>0</b>	<b>25</b>
1511 Treason	0	0	0	0	0	0	0	0	0	0	0
1512 Breaches of Offences against the State Acts	0	0	4	0	0	0	0	0	0	0	4
1513 Breaches of Official Secrets Act	0	0	0	0	0	0	0	0	0	0	0
1514 Impersonating member of An Garda Síochána	0	0	0	0	0	0	0	0	0	0	0
1515 Electoral offences including personation	0	0	0	1	0	0	0	0	0	0	1
1516 Public mischief-annoying phone calls and wasting police time	0	2	9	1	0	0	2	2	0	0	16
1517 Criminal Assets Bureau offences	0	0	1	1	0	0	0	0	0	0	2
1518 Non compliance with Garda direction	0	2	0	0	0	0	0	0	0	0	2
<b>152 Organisation of Crime and Conspiracy to Commit Crime</b>	<b>0</b>	<b>0</b>	<b>0</b>	<b>0</b>	<b>0</b>	<b>0</b>	<b>0</b>	<b>0</b>	<b>0</b>	<b>0</b>	<b>0</b>
1521 Criminal organisation offences (organised crime)	N/A	N/A	N/A	N/A	N/A	N/A	N/A	N/A	N/A	N/A	N/A
1522 Conspiracy to commit a crime	0	0	0	0	0	0	0	0	0	0	0
<b>153 Perverting the Course of justice</b>	<b>0</b>	<b>2</b>	<b>2</b>	<b>0</b>	<b>0</b>	<b>0</b>	<b>0</b>	<b>2</b>	<b>0</b>	<b>0</b>	<b>6</b>
1531 Perjury	0	1	0	0	0	0	0	0	0	0	1
1532 Interfering with a jury (embracery)	0	0	0	0	0	0	0	0	0	0	0
1533 Assisting offenders	0	0	0	0	0	0	0	0	0	0	0
1534 Public mischief, pervert course of justice, conceal offence	0	1	2	0	0	0	0	2	0	0	5
<b>154 Offences while in Custody and Related offences</b>	<b>10</b>	<b>2</b>	<b>5</b>	<b>2</b>	<b>0</b>	<b>0</b>	<b>0</b>	<b>0</b>	<b>0</b>	<b>0</b>	<b>19</b>
1541 Escape or help to escape from custody	10	2	5	2	0	0	0	0	0	0	19
1542 Prison offences	N/A	N/A	N/A	N/A	N/A	N/A	N/A	N/A	N/A	N/A	N/A

<sup>1</sup> Includes Conviction, Proved and order made without conviction, Probation of Offenders Act

Table 2.1b Persons convicted<sup>1</sup> of relevant offences for incidents recorded in 2004, continued

	Male					Female					Total
	Under 18	18-24	25-44	45+	Unavailable	Under 18	18-24	25-44	45+	Unavailable	
<b>155 Breach of Justice/Court Order</b>	<b>51</b>	<b>455</b>	<b>613</b>	<b>145</b>	<b>5</b>	<b>3</b>	<b>56</b>	<b>69</b>	<b>12</b>	<b>0</b>	<b>1,409</b>
1551 Breach of Domestic Violence Order (protection, safety, barring)	1	39	229	106	1	0	3	9	7	0	395
1552 Breach of bail	35	310	286	29	2	2	37	49	4	0	754
1553 Failure to comply under Sex Offenders Act	0	0	0	0	0	0	0	0	0	0	0
1554 Breach of Order under Family Law Act	0	0	0	0	0	0	0	0	0	0	0
1555 Other failure to comply with court order, jury summons, warrant etc.	15	106	98	10	2	1	16	11	1	0	260
<b>16 Offences Not Elsewhere Classified</b>	<b>2</b>	<b>63</b>	<b>143</b>	<b>56</b>	<b>1</b>	<b>0</b>	<b>13</b>	<b>21</b>	<b>7</b>	<b>1</b>	<b>307</b>
<b>161 Importation/Control/Welfare of Animals offences</b>	<b>0</b>	<b>23</b>	<b>56</b>	<b>48</b>	<b>0</b>	<b>0</b>	<b>4</b>	<b>5</b>	<b>2</b>	<b>0</b>	<b>138</b>
1611 Illegal importation of animals	0	0	0	0	0	0	0	0	0	0	0
1612 Control of horses offences	0	7	8	3	0	0	1	0	0	0	19
1613 Dog ownership offences (licence, control etc)	0	13	31	13	0	0	3	5	1	0	66
1614 Offences against animals	0	3	17	32	0	0	0	0	1	0	53
<b>162 Fisheries/Maritime Offences</b>	<b>0</b>	<b>0</b>	<b>3</b>	<b>4</b>	<b>0</b>	<b>0</b>	<b>0</b>	<b>0</b>	<b>0</b>	<b>0</b>	<b>7</b>
1621 Breaches of EU fishing quota and related EU regulation	0	0	3	4	0	0	0	0	0	0	7
1622 Merchant shipping / Maritime safety offences	N/A	N/A	N/A	N/A	N/A	N/A	N/A	N/A	N/A	N/A	N/A
<b>163 Use of Data, Electronic Counterfeit and Broadcasting</b>	<b>0</b>	<b>6</b>	<b>8</b>	<b>1</b>	<b>0</b>	<b>0</b>	<b>0</b>	<b>3</b>	<b>1</b>	<b>0</b>	<b>19</b>
1631 Unauthorised accessing of data	0	0	0	0	0	0	0	0	0	0	0
1632 Recording, possession or distribution of counterfeit material	0	3	7	0	0	0	0	2	1	0	13
1633 Unauthorised broadcasting and illegal signal reception	0	3	1	1	0	0	0	1	0	0	6
<b>164 Miscellaneous Offences</b>	<b>2</b>	<b>34</b>	<b>76</b>	<b>3</b>	<b>1</b>	<b>0</b>	<b>9</b>	<b>13</b>	<b>4</b>	<b>1</b>	<b>143</b>
1641 Abortion	0	0	0	0	0	0	0	0	0	0	0
1642 Procuring or assisting in abortion	0	0	0	0	0	0	0	0	0	0	0
1643 Concealment of birth	0	0	0	0	0	0	0	0	0	0	0
1644 Destroying / Disposing of a dead body	0	0	0	0	0	0	0	0	0	0	0
1645 Pawnbroking offences	0	0	0	0	0	0	0	0	0	0	0
1646 Offences in connection with rail travel	2	3	11	1	0	0	0	0	0	0	17
1647 Employment permit offences (relating to non-Irish national)	0	3	13	1	0	0	1	3	1	0	22
1648 Immigration offences/carrier liability	0	28	52	1	1	0	8	10	3	1	104

<sup>1</sup> Includes Conviction, Proved and order made without conviction, Probation of Offenders Act





98 **Table 2.1c Persons convicted<sup>1</sup> of relevant offences for incidents recorded in 2005**

	Male					Female					Total
	Under 18	18-24	25-44	45+	Unavailable	Under 18	18-24	25-44	45+	Unavailable	
<b>01 Homicide Offences</b>	<b>4</b>	<b>14</b>	<b>13</b>	<b>3</b>	<b>0</b>	<b>0</b>	<b>1</b>	<b>0</b>	<b>1</b>	<b>0</b>	<b>36</b>
<b>011 Murder/Manslaughter/Infanticide</b>	<b>2</b>	<b>6</b>	<b>6</b>	<b>2</b>	<b>0</b>	<b>0</b>	<b>1</b>	<b>0</b>	<b>0</b>	<b>0</b>	<b>17</b>
0111 Murder	0	5	4	2	0	0	1	0	0	0	12
0112 Manslaughter	2	1	2	0	0	0	0	0	0	0	5
0113 Infanticide	0	0	0	0	0	0	0	0	0	0	0
<b>012 Dangerous Driving Leading to Death</b>	<b>2</b>	<b>8</b>	<b>7</b>	<b>1</b>	<b>0</b>	<b>0</b>	<b>0</b>	<b>0</b>	<b>1</b>	<b>0</b>	<b>19</b>
0121 Manslaughter (traffic fatality)	0	0	0	0	0	0	0	0	0	0	0
0122 Dangerous driving causing death	2	8	7	1	0	0	0	0	1	0	19
<b>02 Sexual Offences</b>	<b>2</b>	<b>20</b>	<b>52</b>	<b>76</b>	<b>0</b>	<b>0</b>	<b>0</b>	<b>0</b>	<b>1</b>	<b>0</b>	<b>151</b>
<b>021 Rape and Sexual Assault</b>	<b>2</b>	<b>19</b>	<b>50</b>	<b>74</b>	<b>0</b>	<b>0</b>	<b>0</b>	<b>0</b>	<b>1</b>	<b>0</b>	<b>146</b>
0211 Rape of a male or female	2	5	5	0	0	0	0	0	0	0	12
0212 Defilement of a boy or girl less than 17 years old	0	2	2	0	0	0	0	0	0	0	4
0213 Sexual offence involving mentally impaired person	0	0	0	1	0	0	0	0	0	0	1
0214 Aggravated sexual assault	0	1	1	0	0	0	0	0	0	0	2
0215 Sexual assault (not aggravated)	0	11	42	73	0	0	0	0	1	0	127
<b>022 Other Sexual Offences</b>	<b>0</b>	<b>1</b>	<b>2</b>	<b>2</b>	<b>0</b>	<b>0</b>	<b>0</b>	<b>0</b>	<b>0</b>	<b>0</b>	<b>5</b>
0221 Incest	0	0	0	0	0	0	0	0	0	0	0
0222 Child pornography offences	0	1	2	2	0	0	0	0	0	0	5
0223 Child pornography - obstruction of warrant	0	0	0	0	0	0	0	0	0	0	0
0224 Gross indecency	0	0	0	0	0	0	0	0	0	0	0
<b>03 Attempts/Threats to Murder, Assaults, Harassments and Related offences</b>	<b>174</b>	<b>868</b>	<b>769</b>	<b>187</b>	<b>6</b>	<b>37</b>	<b>133</b>	<b>125</b>	<b>21</b>	<b>2</b>	<b>2,322</b>
<b>031 Attempts/Threats to Murder</b>	<b>1</b>	<b>5</b>	<b>11</b>	<b>1</b>	<b>0</b>	<b>0</b>	<b>0</b>	<b>0</b>	<b>0</b>	<b>0</b>	<b>18</b>
0311 Murder-attempt	0	0	1	0	0	0	0	0	0	0	1
0312 Murder-threat	1	5	10	1	0	0	0	0	0	0	17
<b>032 Assaults</b>	<b>171</b>	<b>841</b>	<b>723</b>	<b>174</b>	<b>6</b>	<b>37</b>	<b>132</b>	<b>117</b>	<b>15</b>	<b>2</b>	<b>2,218</b>
0321 Assault causing harm	85	404	284	46	3	17	29	25	2	1	896
0322 Poisoning	0	0	0	0	0	0	0	0	0	0	0
0323 Assault or obstruction of Garda/official, resisting arrest	9	21	25	3	0	1	6	5	2	0	72
0324 Minor assault	77	416	414	125	3	19	97	87	11	1	1,250
<b>033 Harassment and Related Offences</b>	<b>2</b>	<b>22</b>	<b>35</b>	<b>12</b>	<b>0</b>	<b>0</b>	<b>1</b>	<b>8</b>	<b>6</b>	<b>0</b>	<b>86</b>
0331 Harassment, stalking, threats	1	9	27	5	0	0	0	6	5	0	53

0332 Coercion	0	0	0	0	0	0	0	0	0	0	0	0
0333 Menacing phone calls	0	13	8	6	0	0	1	1	1	0	0	30
0334 Incitement to hatred offences	1	0	0	1	0	0	0	1	0	0	0	3
0335 Demanding payment of debt causing alarm	0	0	0	0	0	0	0	0	0	0	0	0
<b>04 Dangerous or Negligent Acts</b>	<b>126</b>	<b>3,114</b>	<b>5,651</b>	<b>1,979</b>	<b>13</b>	<b>4</b>	<b>255</b>	<b>704</b>	<b>277</b>	<b>2</b>	<b>12,125</b>	
<b>041 Dangerous or Negligent Operation of a Vehicle</b>	<b>116</b>	<b>3,093</b>	<b>5,631</b>	<b>1,975</b>	<b>13</b>	<b>4</b>	<b>255</b>	<b>697</b>	<b>277</b>	<b>2</b>	<b>12,063</b>	
0411 Dangerous driving causing serious bodily harm	0	6	0	0	0	0	1	0	0	0	0	7
0412 Driving/In charge of a vehicle while over legal alcohol limit	41	1,904	4,118	1,554	8	2	146	492	201	1	8,467	
0413 Driving/In charge of a vehicle under the influence of drugs	0	33	10	2	0	0	1	1	0	0	0	47
0414 Dangerous/careless driving and motorway offences	71	891	796	240	3	2	79	119	52	1	2,254	
0415 Speeding	4	259	707	179	2	0	28	85	24	0	1,288	
<b>042 Other Dangerous or Negligent Acts</b>	<b>10</b>	<b>21</b>	<b>20</b>	<b>4</b>	<b>0</b>	<b>0</b>	<b>0</b>	<b>7</b>	<b>0</b>	<b>0</b>	<b>62</b>	
0421 Endangerment with potential for serious harm/death	5	12	5	2	0	0	0	0	0	0	0	24
0422 Abandoning a child, child neglect and cruelty	0	0	5	0	0	0	0	6	0	0	0	11
0423 Unseaworthy/Dangerous use of boat or ship	N/A	N/A	N/A	N/A	N/A	N/A	N/A	N/A	N/A	N/A	N/A	N/A
0424 False alarm/Interference with aircraft or air transport facilities	0	0	1	0	0	0	0	0	0	0	0	1
0425 Endangering traffic offences	5	9	9	2	0	0	0	1	0	0	0	26
<b>05 Kidnapping and Related Offences</b>	<b>1</b>	<b>2</b>	<b>5</b>	<b>0</b>	<b>0</b>	<b>0</b>	<b>0</b>	<b>0</b>	<b>0</b>	<b>0</b>	<b>0</b>	<b>8</b>
<b>051 False Imprisonment, Abduction</b>	<b>1</b>	<b>2</b>	<b>5</b>	<b>0</b>	<b>0</b>	<b>0</b>	<b>0</b>	<b>0</b>	<b>0</b>	<b>0</b>	<b>0</b>	<b>8</b>
0511 False Imprisonment	1	2	4	0	0	0	0	0	0	0	0	7
0512 Abduction of person under 16 years of age	0	0	1	0	0	0	0	0	0	0	0	1
<b>06 Robbery, Extortion and highjacking offences</b>	<b>75</b>	<b>162</b>	<b>179</b>	<b>5</b>	<b>3</b>	<b>4</b>	<b>13</b>	<b>11</b>	<b>0</b>	<b>0</b>	<b>0</b>	<b>452</b>
<b>061 Robbery</b>	<b>73</b>	<b>155</b>	<b>171</b>	<b>5</b>	<b>3</b>	<b>4</b>	<b>13</b>	<b>11</b>	<b>0</b>	<b>0</b>	<b>0</b>	<b>435</b>
0611 Robbery of an establishment or institution	15	80	119	4	3	1	6	5	0	0	0	233
0612 Robbery of cash or goods in transit	0	0	1	0	0	0	0	1	0	0	0	2
0613 Robbery from the person	58	75	51	1	0	3	7	5	0	0	0	200
<b>062 Extortion offences</b>	<b>0</b>	<b>1</b>	<b>1</b>	<b>0</b>	<b>0</b>	<b>0</b>	<b>0</b>	<b>0</b>	<b>0</b>	<b>0</b>	<b>0</b>	<b>2</b>
0621 Blackmail or extortion	0	1	1	0	0	0	0	0	0	0	0	2
<b>063 Hijacking Offences</b>	<b>2</b>	<b>6</b>	<b>7</b>	<b>0</b>	<b>0</b>	<b>0</b>	<b>0</b>	<b>0</b>	<b>0</b>	<b>0</b>	<b>0</b>	<b>15</b>
0631 Carjacking, highjacking/unlawful seizure of of aircraft/vessel	2	6	7	0	0	0	0	0	0	0	0	15

<sup>1</sup> Includes Conviction, Proved and order made without conviction, Probation of Offenders Act

Table 2.1c Persons convicted<sup>1</sup> of relevant offences for incidents recorded in 2005, continued

	Male					Female					Total
	Under 18	18-24	25-44	45+	Unavailable	Under 18	18-24	25-44	45+	Unavailable	
<b>07 Burglary and Related offences</b>	<b>303</b>	<b>680</b>	<b>711</b>	<b>30</b>	<b>0</b>	<b>10</b>	<b>38</b>	<b>28</b>	<b>3</b>	<b>0</b>	<b>1,803</b>
<b>071 Burglary</b>	<b>303</b>	<b>680</b>	<b>711</b>	<b>30</b>	<b>0</b>	<b>10</b>	<b>38</b>	<b>28</b>	<b>3</b>	<b>0</b>	<b>1,803</b>
0711 Aggravated burglary	5	18	17	1	0	0	0	1	0	0	42
0712 Burglary (not aggravated)	294	643	670	29	0	10	38	27	3	0	1,714
0713 Possession of an article (with intent to burgle, steal, demand)	4	19	24	0	0	0	0	0	0	0	47
<b>08 Theft and Related Offences</b>	<b>656</b>	<b>2,246</b>	<b>2,477</b>	<b>384</b>	<b>13</b>	<b>72</b>	<b>782</b>	<b>1248</b>	<b>217</b>	<b>5</b>	<b>8,100</b>
<b>081 Theft/Taking of Vehicle and Related offences</b>	<b>262</b>	<b>525</b>	<b>173</b>	<b>3</b>	<b>2</b>	<b>1</b>	<b>8</b>	<b>3</b>	<b>0</b>	<b>0</b>	<b>977</b>
0811 Theft/Unauthorised taking of vehicle.	206	404	128	2	1	1	6	1	0	0	749
0812 Interfering with vehicle (with intent to steal item or vehicle)	56	121	45	1	1	0	2	2	0	0	228
<b>082 Theft (not vehicle)</b>	<b>374</b>	<b>1,564</b>	<b>2,130</b>	<b>361</b>	<b>10</b>	<b>67</b>	<b>739</b>	<b>1197</b>	<b>210</b>	<b>5</b>	<b>6,657</b>
0821 Theft from person	27	85	75	14	0	3	22	54	7	0	287
0822 Theft from shop	162	959	1,385	263	6	47	629	916	176	5	4,548
0823 Theft from vehicle	77	130	94	3	0	2	7	1	1	0	315
0824 Theft/Unauthorised taking of a pedal cycle	16	9	12	0	0	0	1	0	0	0	38
0826 Theft of, or interference with mail	0	1	13	0	0	0	0	0	0	0	14
0827 Theft of other property	92	380	551	81	4	15	80	226	26	0	1,455
<b>083 Handling Stolen Property</b>	<b>20</b>	<b>157</b>	<b>174</b>	<b>20</b>	<b>1</b>	<b>4</b>	<b>35</b>	<b>48</b>	<b>7</b>	<b>0</b>	<b>466</b>
0831 Handling or possession of stolen property	20	157	174	20	1	4	35	48	7	0	466
<b>09 Fraud, deception and Related Offences</b>	<b>18</b>	<b>155</b>	<b>296</b>	<b>74</b>	<b>2</b>	<b>2</b>	<b>37</b>	<b>118</b>	<b>15</b>	<b>0</b>	<b>717</b>
<b>091 Fraud, Forgery and False Instrument Offences</b>	<b>17</b>	<b>139</b>	<b>292</b>	<b>70</b>	<b>2</b>	<b>2</b>	<b>35</b>	<b>113</b>	<b>14</b>	<b>0</b>	<b>684</b>
0911 Fraud, deception, false pretence offences	8	69	89	36	0	2	21	45	6	0	276
0912 Forging an instrument to defraud	9	65	186	31	2	0	12	65	7	0	377
0913 Possession of an article for use in fraud, deception or extortion	0	5	17	2	0	0	2	3	1	0	30
0914 Falsification of accounts	0	0	0	0	0	0	0	0	0	0	0
0915 Offences under the Companies Act	0	0	0	1	0	0	0	0	0	0	1
0916 Offences under the Investment Intermediaries Act	0	0	0	0	0	0	0	0	0	0	0
0917 Offences under the Stock Exchange Act	0	0	0	0	0	0	0	0	0	0	0
<b>092 Other fraud</b>	<b>0</b>	<b>2</b>	<b>1</b>	<b>2</b>	<b>0</b>	<b>0</b>	<b>0</b>	<b>5</b>	<b>1</b>	<b>0</b>	<b>11</b>
0921 Money laundering	0	0	1	0	0	0	0	1	0	0	2
0922 Embezzlement	0	0	0	1	0	0	0	1	0	0	2

0923 Fraud against the European Union	0	0	0	0	0	0	0	0	0	0	0
0924 Importation/Sale/Supply of tobacco offences	0	2	0	1	0	0	0	3	1	0	7
<b>093 Counterfeiting Currency and Related Offences</b>	<b>1</b>	<b>14</b>	<b>3</b>	<b>1</b>	<b>0</b>	<b>0</b>	<b>2</b>	<b>0</b>	<b>0</b>	<b>0</b>	<b>21</b>
0931 Counterfeiting notes and coins	1	14	3	1	0	0	2	0	0	0	21
<b>094 Corruption</b>	<b>0</b>	<b>0</b>	<b>0</b>	<b>1</b>	<b>0</b>	<b>0</b>	<b>0</b>	<b>0</b>	<b>0</b>	<b>0</b>	<b>1</b>
0941 Corruption (involving public office holder)	0	0	0	1	0	0	0	0	0	0	1
<b>10 Controlled Drug Offences</b>	<b>184</b>	<b>2,236</b>	<b>1,220</b>	<b>59</b>	<b>5</b>	<b>6</b>	<b>151</b>	<b>97</b>	<b>12</b>	<b>0</b>	<b>3,970</b>
<b>101 Importation / Manufacture of Drugs</b>	<b>0</b>	<b>6</b>	<b>16</b>	<b>7</b>	<b>0</b>	<b>0</b>	<b>0</b>	<b>3</b>	<b>1</b>	<b>0</b>	<b>33</b>
1011 Importation of drugs	0	4	11	3	0	0	0	3	0	0	21
1012 Cultivation or manufacture of drugs	0	2	5	4	0	0	0	0	1	0	12
<b>102 Possession of Drugs</b>	<b>174</b>	<b>2,162</b>	<b>1,129</b>	<b>41</b>	<b>5</b>	<b>6</b>	<b>147</b>	<b>86</b>	<b>11</b>	<b>0</b>	<b>3,761</b>
1021 Possession of drugs for sale or supply	58	499	441	17	1	1	39	36	5	0	1,097
1022 Possession of drugs for personal use	116	1,663	688	24	4	5	108	50	6	0	2,664
<b>103 Other Drug Offences</b>	<b>10</b>	<b>68</b>	<b>75</b>	<b>11</b>	<b>0</b>	<b>0</b>	<b>4</b>	<b>8</b>	<b>0</b>	<b>0</b>	<b>176</b>
1031 Forged or altered prescription offences	0	11	21	9	0	0	2	6	0	0	49
1032 Obstruction under the Drugs Act	10	57	54	2	0	0	2	2	0	0	127
<b>11 Weapons and Explosives Offences</b>	<b>59</b>	<b>277</b>	<b>257</b>	<b>42</b>	<b>1</b>	<b>1</b>	<b>14</b>	<b>8</b>	<b>0</b>	<b>0</b>	<b>659</b>
<b>111 Explosives, Chemical Weapons Offences</b>	<b>0</b>	<b>2</b>	<b>1</b>	<b>0</b>	<b>0</b>	<b>0</b>	<b>0</b>	<b>0</b>	<b>0</b>	<b>0</b>	<b>3</b>
1111 Causing an explosion	0	0	0	0	0	0	0	0	0	0	0
1112 Making of explosives	0	0	0	0	0	0	0	0	0	0	0
1113 Possession of explosives	0	2	1	0	0	0	0	0	0	0	3
1114 Chemical weapons offences	0	0	0	0	0	0	0	0	0	0	
<b>112 Firearms Offences</b>	<b>2</b>	<b>36</b>	<b>47</b>	<b>19</b>	<b>1</b>	<b>0</b>	<b>3</b>	<b>1</b>	<b>0</b>	<b>0</b>	<b>109</b>
1121 Discharging a firearm	0	8	11	5	0	0	0	0	0	0	24
1122 Possession of a firearm	2	28	36	14	1	0	3	1	0	0	85
<b>113 Offensive Weapons Offences (NEC)</b>	<b>57</b>	<b>239</b>	<b>209</b>	<b>23</b>	<b>0</b>	<b>1</b>	<b>11</b>	<b>7</b>	<b>0</b>	<b>0</b>	<b>547</b>
1131 Possession of offensive weapons (not firearms)	57	239	209	23	0	1	11	7	0	0	547
<b>114 Fireworks Offences</b>	<b>N/A</b>	<b>N/A</b>	<b>N/A</b>	<b>N/A</b>	<b>N/A</b>	<b>N/A</b>	<b>N/A</b>	<b>N/A</b>	<b>N/A</b>	<b>N/A</b>	<b>N/A</b>
1141 Fireworks Offences (for sale, igniting etc.)	N/A	N/A	N/A	N/A	N/A	N/A	N/A	N/A	N/A	N/A	N/A
<b>12 Damage to Property and to the Environment</b>	<b>268</b>	<b>987</b>	<b>626</b>	<b>93</b>	<b>4</b>	<b>11</b>	<b>45</b>	<b>48</b>	<b>13</b>	<b>0</b>	<b>2,095</b>
<b>121 Criminal Damage</b>	<b>268</b>	<b>985</b>	<b>614</b>	<b>82</b>	<b>4</b>	<b>11</b>	<b>45</b>	<b>46</b>	<b>13</b>	<b>0</b>	<b>2,068</b>
1211 Arson	14	29	17	2	0	0	1	0	0	0	63
1212 Criminal damage (not arson)	254	956	597	80	4	11	44	46	13	0	2,005
<b>122 Environmental Damage</b>	<b>0</b>	<b>2</b>	<b>12</b>	<b>11</b>	<b>0</b>	<b>0</b>	<b>0</b>	<b>2</b>	<b>0</b>	<b>0</b>	<b>27</b>
1221 Litter offences	0	2	12	11	0	0	0	2	0	0	27

<sup>1</sup> Includes Conviction, Proved and order made without conviction, Probation of Offenders Act

Table 2.1c Persons convicted<sup>1</sup> of relevant offences for incidents recorded in 2005, continued

	Male					Female					Total
	Under 18	18-24	25-44	45+	Unavailable	Under 18	18-24	25-44	45+	Unavailable	
<b>13 Public Order and other Social Code Offences</b>	<b>649</b>	<b>7,475</b>	<b>6,251</b>	<b>1,468</b>	<b>22</b>	<b>80</b>	<b>726</b>	<b>855</b>	<b>257</b>	<b>4</b>	<b>17,787</b>
<b>131 Disorderly Conduct</b>	<b>576</b>	<b>7,085</b>	<b>5,503</b>	<b>1,110</b>	<b>16</b>	<b>71</b>	<b>600</b>	<b>624</b>	<b>167</b>	<b>0</b>	<b>15,752</b>
1311 Affray/Riot/Violent disorder	5	18	18	2	1	0	5	1	0	0	50
1312 Public order offences	466	5,268	3,860	661	11	57	460	450	112	0	11,345
1313 Drunkenness offences	105	1,796	1,620	446	4	14	135	173	54	0	4,347
1314 Air rage - disruptive or drunken behaviour on aircraft	0	3	5	1	0	0	0	0	1	0	10
<b>132 Trespass Offences</b>	<b>51</b>	<b>174</b>	<b>101</b>	<b>13</b>	<b>0</b>	<b>4</b>	<b>13</b>	<b>9</b>	<b>6</b>	<b>0</b>	<b>371</b>
1321 Forcible entry and occupation (not burglary)	0	0	0	0	0	0	0	0	0	0	0
1322 Trespass on lands or enclosed areas	51	174	101	13	0	4	13	9	6	0	371
<b>133 Liquor Licensing Offences</b>	<b>17</b>	<b>154</b>	<b>458</b>	<b>319</b>	<b>6</b>	<b>1</b>	<b>45</b>	<b>139</b>	<b>79</b>	<b>1</b>	<b>1,219</b>
1331 Liquor licensing offences	17	154	454	319	6	1	45	139	78	1	1,214
1332 Registered clubs offences	0	0	4	0	0	0	0	0	1	0	5
1333 Special restaurant offences	0	0	0	0	0	0	0	0	0	0	0
<b>134 Prostitution Offences</b>	<b>0</b>	<b>1</b>	<b>8</b>	<b>1</b>	<b>0</b>	<b>0</b>	<b>6</b>	<b>10</b>	<b>0</b>	<b>0</b>	<b>26</b>
1341 Brothel keeping	0	0	0	0	0	0	0	1	0	0	1
1342 Organisation of prostitution	0	0	1	0	0	0	4	1	0	0	6
1343 Prostitution, including soliciting etc.	0	1	7	1	0	0	2	8	0	0	19
<b>135 Regulated Betting/Money, Collection/Trading Offences</b>	<b>2</b>	<b>19</b>	<b>60</b>	<b>7</b>	<b>0</b>	<b>3</b>	<b>19</b>	<b>42</b>	<b>5</b>	<b>3</b>	<b>160</b>
1351 Offences under the Betting Acts	0	0	1	0	0	0	0	0	0	0	1
1352 Collecting money without permit, unauthorised collection	1	0	3	2	0	0	0	0	0	0	6
1353 Offences under Gaming and Lotteries Acts	0	0	1	0	0	0	0	0	0	0	1
1354 Permit/License offences for casual/street trading	1	19	55	5	0	3	19	42	5	3	152
<b>136 Social Code Offences (NEC)</b>	<b>3</b>	<b>42</b>	<b>121</b>	<b>18</b>	<b>0</b>	<b>1</b>	<b>43</b>	<b>31</b>	<b>0</b>	<b>0</b>	<b>259</b>
1361 Bestiality	0	0	0	0	0	0	0	0	0	0	0
1362 Indecency	1	6	12	5	0	0	0	0	0	0	24
1363 Allowing a child (under 16 years) to beg	0	0	0	0	0	0	0	1	0	0	1
1364 Bigamy	0	0	0	1	0	0	0	0	0	0	1
1365 Begging	2	36	109	12	0	1	43	30	0	0	233
<b>14 Road and Traffic Offences (NEC)</b>	<b>317</b>	<b>6,362</b>	<b>7,432</b>	<b>1,964</b>	<b>38</b>	<b>7</b>	<b>828</b>	<b>1256</b>	<b>308</b>	<b>4</b>	<b>18,516</b>
<b>141 Driving Licence/Insurance Offences</b>	<b>127</b>	<b>2,542</b>	<b>2,701</b>	<b>419</b>	<b>12</b>	<b>2</b>	<b>269</b>	<b>443</b>	<b>69</b>	<b>3</b>	<b>6,587</b>
1411 Driving licence-failure to have, produce, etc.	8	250	168	24	0	0	33	30	11	0	524
1412 Insurance-failure to have, produce, display, etc.	119	2,292	2,533	395	12	2	236	413	58	3	6,063

<b>142 Tax/Registration Offences</b>	<b>9</b>	<b>385</b>	<b>860</b>	<b>309</b>	<b>2</b>	<b>0</b>	<b>71</b>	<b>158</b>	<b>39</b>	<b>0</b>	<b>1,833</b>
1421 No tax, non-display of tax, unregistered vehicle etc.	9	384	860	309	2	0	71	158	39	0	1,832
1422 Misuse of Trade Licence	0	1	0	0	0	0	0	0	0	0	1
<b>143 Roadworthiness/Regulatory Offences</b>	<b>178</b>	<b>3,400</b>	<b>3,488</b>	<b>879</b>	<b>18</b>	<b>5</b>	<b>481</b>	<b>647</b>	<b>190</b>	<b>1</b>	<b>9,287</b>
1431 Misuse of trailers, weight and other offences	6	205	162	77	1	1	14	30	11	0	507
1432 Obstruction under Road Traffic Acts	1	15	10	4	0	0	0	2	0	0	32
1433 Other road offences	171	3,180	3,316	798	17	4	467	615	179	1	8,748
<b>144 Road Transport/Public Service Vehicles Offences</b>	<b>3</b>	<b>35</b>	<b>383</b>	<b>357</b>	<b>6</b>	<b>0</b>	<b>7</b>	<b>8</b>	<b>10</b>	<b>0</b>	<b>809</b>
1441 Road Transport - carriage of goods offences	3	27	319	291	6	0	3	2	10	0	661
1442 Public Service Vehicle offences	0	8	64	66	0	0	4	6	0	0	148
1443 Light rail offences (Luas)	N/A	N/A	N/A	N/A	N/A	N/A	N/A	N/A	N/A	N/A	N/A
<b>15 Offences against Government, Justice Procedures and Organisation of Crime</b>	<b>58</b>	<b>526</b>	<b>649</b>	<b>130</b>	<b>1</b>	<b>14</b>	<b>62</b>	<b>88</b>	<b>19</b>	<b>0</b>	<b>1,547</b>
<b>151 Offences Against Government and its agents</b>	<b>0</b>	<b>7</b>	<b>8</b>	<b>0</b>	<b>0</b>	<b>1</b>	<b>1</b>	<b>1</b>	<b>1</b>	<b>0</b>	<b>19</b>
1511 Treason	0	0	0	0	0	0	0	0	0	0	0
1512 Breaches of Offences against the State Acts	0	0	0	0	0	0	0	0	0	0	0
1513 Breaches of Official Secrets Act	0	0	0	0	0	0	0	0	0	0	0
1514 Impersonating member of An Garda Síochána	0	3	0	0	0	0	0	0	0	0	3
1515 Electoral offences including personation	0	0	0	0	0	0	0	0	0	0	0
1516 Public mischief-annoying phone calls and wasting police time	0	4	6	0	0	1	1	1	1	0	14
1517 Criminal Assets Bureau offences	0	0	2	0	0	0	0	0	0	0	2
1518 Non compliance with Garda direction	0	0	0	0	0	0	0	0	0	0	0
<b>152 Organisation of Crime and Conspiracy to Commit Crime</b>	<b>0</b>	<b>0</b>	<b>0</b>	<b>0</b>	<b>0</b>	<b>0</b>	<b>0</b>	<b>0</b>	<b>0</b>	<b>0</b>	<b>0</b>
1521 Criminal organisation offences (organised crime)	N/A	N/A	N/A	N/A	N/A	N/A	N/A	N/A	N/A	N/A	N/A
1522 Conspiracy to commit a crime	0	0	0	0	0	0	0	0	0	0	0
<b>153 Perverting the Course of justice</b>	<b>0</b>	<b>1</b>	<b>1</b>	<b>0</b>	<b>0</b>	<b>0</b>	<b>0</b>	<b>1</b>	<b>0</b>	<b>0</b>	<b>3</b>
1531 Perjury	0	0	0	0	0	0	0	0	0	0	0
1532 Interfering with a jury (embracery)	0	0	0	0	0	0	0	0	0	0	0
1533 Assisting offenders	0	0	0	0	0	0	0	0	0	0	0
1534 Public mischief, pervert course of justice, conceal offence	0	1	1	0	0	0	0	1	0	0	3
<b>154 Offences while in Custody and Related offences</b>	<b>3</b>	<b>7</b>	<b>9</b>	<b>0</b>	<b>0</b>	<b>0</b>	<b>1</b>	<b>1</b>	<b>0</b>	<b>0</b>	<b>21</b>
1541 Escape or help to escape from custody	3	7	9	0	0	0	1	1	0	0	21
1542 Prison offences	N/A	N/A	N/A	N/A	N/A	N/A	N/A	N/A	N/A	N/A	N/A

<sup>1</sup> Includes Conviction, Proved and order made without conviction, Probation of Offenders Act

Continued . . .

Table 2.1c Persons convicted<sup>1</sup> of relevant offences for incidents recorded in 2005, continued

	Male					Female					Total
	Under 18	18-24	25-44	45+	Unavailable	Under 18	18-24	25-44	45+	Unavailable	
<b>155 Breach of Justice/Court Order</b>	<b>55</b>	<b>511</b>	<b>631</b>	<b>130</b>	<b>1</b>	<b>13</b>	<b>60</b>	<b>85</b>	<b>18</b>	<b>0</b>	<b>1,504</b>
1551 Breach of Domestic Violence Order (protection, safety, barring)	0	45	178	70	0	0	0	11	10	0	314
1552 Breach of bail	41	297	315	38	1	9	41	44	6	0	792
1553 Failure to comply under Sex Offenders Act	0	1	1	2	0	0	0	0	0	0	4
1554 Breach of Order under Family Law Act	0	0	0	0	0	0	0	0	0	0	0
1555 Other failure to comply with court order, jury summons, warrant etc.	14	168	137	20	0	4	19	30	2	0	394
<b>16 Offences Not Elsewhere Classified</b>	<b>4</b>	<b>65</b>	<b>135</b>	<b>48</b>	<b>2</b>	<b>0</b>	<b>8</b>	<b>21</b>	<b>4</b>	<b>2</b>	<b>289</b>
<b>161 Importation/Control/Welfare of Animals offences</b>	<b>1</b>	<b>25</b>	<b>47</b>	<b>34</b>	<b>0</b>	<b>0</b>	<b>3</b>	<b>5</b>	<b>3</b>	<b>0</b>	<b>118</b>
1611 Illegal importation of animals	0	0	0	0	0	0	0	0	0	0	0
1612 Control of horses offences	1	9	2	2	0	0	0	0	0	0	14
1613 Dog ownership offences (licence, control etc)	0	14	18	13	0	0	3	4	3	0	55
1614 Offences against animals	0	2	27	19	0	0	0	1	0	0	49
<b>162 Fisheries/Maritime Offences</b>	<b>0</b>	<b>0</b>	<b>6</b>	<b>4</b>	<b>0</b>	<b>0</b>	<b>0</b>	<b>1</b>	<b>0</b>	<b>0</b>	<b>11</b>
1621 Breaches of EU fishing quota and related EU regulation	0	0	6	4	0	0	0	1	0	0	11
1622 Merchant shipping / Maritime safety offences	N/A	N/A	N/A	N/A	N/A	N/A	N/A	N/A	N/A	N/A	N/A
<b>163 Use of Data, Electronic Counterfeit and Broadcasting</b>	<b>1</b>	<b>6</b>	<b>13</b>	<b>1</b>	<b>0</b>	<b>0</b>	<b>0</b>	<b>2</b>	<b>1</b>	<b>0</b>	<b>24</b>
1631 Unauthorised accessing of data	0	0	0	0	0	0	0	0	0	0	0
1632 Recording, possession or distribution of counterfeit material	1	6	11	0	0	0	0	2	0	0	20
1633 Unauthorised broadcasting and illegal signal reception	0	0	2	1	0	0	0	0	1	0	4
<b>164 Miscellaneous Offences</b>	<b>2</b>	<b>34</b>	<b>69</b>	<b>9</b>	<b>2</b>	<b>0</b>	<b>5</b>	<b>13</b>	<b>0</b>	<b>2</b>	<b>136</b>
1641 Abortion	0	0	0	0	0	0	0	0	0	0	0
1642 Procuring or assisting in abortion	0	0	0	0	0	0	0	0	0	0	0
1643 Concealment of birth	0	0	0	0	0	0	0	0	0	0	0
1644 Destroying / Disposing of a dead body	0	0	0	0	0	0	0	0	0	0	0
1645 Pawnbroking offences	0	0	0	0	0	0	0	0	0	0	0
1646 Offences in connection with rail travel	2	5	2	1	0	0	0	0	0	0	10
1647 Employment permit offences (relating to non-Irish national)	0	6	11	5	1	0	0	1	0	0	24
1648 Immigration offences/carrier liability	0	23	56	3	1	0	5	12	0	2	102

<sup>1</sup> Includes Conviction, Proved and order made without conviction, Probation of Offenders Act





Table 2.1d Persons convicted<sup>1</sup> of relevant offences for incidents recorded in 2006

	Male					Female					Total
	Under 18	18-24	25-44	45+	Unavailable	Under 18	18-24	25-44	45+	Unavailable	
<b>01 Homicide Offences</b>	<b>1</b>	<b>7</b>	<b>4</b>	<b>2</b>	<b>0</b>	<b>0</b>	<b>2</b>	<b>0</b>	<b>0</b>	<b>0</b>	<b>16</b>
<b>011 Murder/Manslaughter/Infanticide</b>	<b>1</b>	<b>1</b>	<b>0</b>	<b>0</b>	<b>0</b>	<b>0</b>	<b>1</b>	<b>0</b>	<b>0</b>	<b>0</b>	<b>3</b>
0111 Murder	1	1	0	0	0	0	1	0	0	0	3
0112 Manslaughter	0	0	0	0	0	0	0	0	0	0	0
0113 Infanticide	0	0	0	0	0	0	0	0	0	0	0
<b>012 Dangerous Driving Leading to Death</b>	<b>0</b>	<b>6</b>	<b>4</b>	<b>2</b>	<b>0</b>	<b>0</b>	<b>1</b>	<b>0</b>	<b>0</b>	<b>0</b>	<b>13</b>
0121 Manslaughter (traffic fatality)	0	0	0	0	0	0	0	0	0	0	0
0122 Dangerous driving causing death	0	6	4	2	0	0	1	0	0	0	13
<b>02 Sexual Offences</b>	<b>1</b>	<b>7</b>	<b>12</b>	<b>17</b>	<b>0</b>	<b>0</b>	<b>0</b>	<b>0</b>	<b>0</b>	<b>0</b>	<b>37</b>
<b>021 Rape and Sexual Assault</b>	<b>1</b>	<b>7</b>	<b>11</b>	<b>16</b>	<b>0</b>	<b>0</b>	<b>0</b>	<b>0</b>	<b>0</b>	<b>0</b>	<b>35</b>
0211 Rape of a male or female	1	2	3	1	0	0	0	0	0	0	7
0212 Defilement of a boy or girl less than 17 years old	0	0	1	1	0	0	0	0	0	0	2
0213 Sexual offence involving mentally impaired person	0	0	0	0	0	0	0	0	0	0	0
0214 Aggravated sexual assault	0	0	0	0	0	0	0	0	0	0	0
0215 Sexual assault (not aggravated)	0	5	7	14	0	0	0	0	0	0	26
<b>022 Other Sexual Offences</b>	<b>0</b>	<b>0</b>	<b>1</b>	<b>1</b>	<b>0</b>	<b>0</b>	<b>0</b>	<b>0</b>	<b>0</b>	<b>0</b>	<b>2</b>
0221 Incest	0	0	0	0	0	0	0	0	0	0	0
0222 Child pornography offences	0	0	1	1	0	0	0	0	0	0	2
0223 Child pornography - obstruction of warrant	0	0	0	0	0	0	0	0	0	0	0
0224 Gross indecency	0	0	0	0	0	0	0	0	0	0	0
<b>03 Attempts/Threats to Murder, Assaults, Harassments and Related offences</b>	<b>94</b>	<b>558</b>	<b>543</b>	<b>125</b>	<b>2</b>	<b>12</b>	<b>97</b>	<b>87</b>	<b>11</b>	<b>0</b>	<b>1,529</b>
<b>031 Attempts/Threats to Murder</b>	<b>1</b>	<b>9</b>	<b>4</b>	<b>1</b>	<b>0</b>	<b>0</b>	<b>0</b>	<b>0</b>	<b>0</b>	<b>0</b>	<b>15</b>
0311 Murder-attempt	0	1	0	0	0	0	0	0	0	0	1
0312 Murder-threat	1	8	4	1	0	0	0	0	0	0	14
<b>032 Assaults</b>	<b>92</b>	<b>534</b>	<b>501</b>	<b>113</b>	<b>2</b>	<b>12</b>	<b>94</b>	<b>80</b>	<b>10</b>	<b>0</b>	<b>1,438</b>
0321 Assault causing harm	34	233	173	30	1	1	32	20	2	0	526
0322 Poisoning	0	0	0	0	0	0	0	0	0	0	0
0323 Assault or obstruction of Garda/official, resisting arrest	8	30	12	0	0	0	8	3	1	0	62
0324 Minor assault	50	271	316	83	1	11	54	57	7	0	850
<b>033 Harassment and Related Offences</b>	<b>1</b>	<b>15</b>	<b>38</b>	<b>11</b>	<b>0</b>	<b>0</b>	<b>3</b>	<b>7</b>	<b>1</b>	<b>0</b>	<b>76</b>
0331 Harassment, stalking, threats	0	6	24	7	0	0	3	5	1	0	46

0332 Coercion	0	0	0	0	0	0	0	0	0	0	0	0
0333 Menacing phone calls	1	9	14	4	0	0	0	1	0	0	0	29
0334 Incitement to hatred offences	0	0	0	0	0	0	0	1	0	0	0	1
0335 Demanding payment of debt causing alarm	0	0	0	0	0	0	0	0	0	0	0	0
<b>04 Dangerous or Negligent Acts</b>	<b>109</b>	<b>3,739</b>	<b>7,264</b>	<b>2,313</b>	<b>268</b>	<b>4</b>	<b>399</b>	<b>855</b>	<b>304</b>	<b>65</b>	<b>15,320</b>	
<b>041 Dangerous or Negligent Operation of a Vehicle</b>	<b>103</b>	<b>3,713</b>	<b>7,252</b>	<b>2,310</b>	<b>268</b>	<b>4</b>	<b>397</b>	<b>850</b>	<b>304</b>	<b>65</b>	<b>15,266</b>	
0411 Dangerous driving causing serious bodily harm	0	2	2	0	0	0	0	0	0	0	4	
0412 Driving/In charge of a vehicle while over legal alcohol limit	32	2,258	4,923	1,773	4	2	246	535	224	2	9,999	
0413 Driving/In charge of a vehicle under the influence of drugs	0	18	8	0	0	0	1	0	0	0	27	
0414 Dangerous/careless driving and motorway offences	68	898	788	193	7	2	50	95	35	1	2,137	
0415 Speeding	3	537	1,531	344	257	0	100	220	45	62	3,099	
<b>042 Other Dangerous or Negligent Acts</b>	<b>6</b>	<b>26</b>	<b>12</b>	<b>3</b>	<b>0</b>	<b>0</b>	<b>2</b>	<b>5</b>	<b>0</b>	<b>0</b>	<b>54</b>	
0421 Endangerment with potential for serious harm/death	4	9	3	0	0	0	0	1	0	0	17	
0422 Abandoning a child, child neglect and cruelty	0	1	1	0	0	0	1	4	0	0	7	
0423 Unseaworthy/Dangerous use of boat or ship	N/A	N/A	N/A	N/A	N/A	N/A	N/A	N/A	N/A	N/A	N/A	
0424 False alarm/Interference with aircraft or air transport facilities	0	0	0	0	0	0	0	0	0	0	0	
0425 Endangering traffic offences	2	16	8	3	0	0	1	0	0	0	30	
<b>05 Kidnapping and Related Offences</b>	<b>0</b>	<b>2</b>	<b>5</b>	<b>1</b>	<b>0</b>	<b>0</b>	<b>0</b>	<b>0</b>	<b>0</b>	<b>0</b>	<b>8</b>	
<b>051 False Imprisonment, Abduction</b>	<b>0</b>	<b>2</b>	<b>5</b>	<b>1</b>	<b>0</b>	<b>0</b>	<b>0</b>	<b>0</b>	<b>0</b>	<b>0</b>	<b>8</b>	
0511 False Imprisonment	0	2	4	1	0	0	0	0	0	0	7	
0512 Abduction of person under 16 years of age	0	0	1	0	0	0	0	0	0	0	1	
<b>06 Robbery, Extortion and highjacking offences</b>	<b>41</b>	<b>107</b>	<b>115</b>	<b>2</b>	<b>1</b>	<b>4</b>	<b>5</b>	<b>3</b>	<b>0</b>	<b>0</b>	<b>278</b>	
<b>061 Robbery</b>	<b>38</b>	<b>99</b>	<b>111</b>	<b>2</b>	<b>1</b>	<b>4</b>	<b>5</b>	<b>2</b>	<b>0</b>	<b>0</b>	<b>262</b>	
0611 Robbery of an establishment or institution	7	47	81	2	0	2	1	1	0	0	141	
0612 Robbery of cash or goods in transit	0	1	1	0	0	0	0	0	0	0	2	
0613 Robbery from the person	31	51	29	0	1	2	4	1	0	0	119	
<b>062 Extortion offences</b>	<b>0</b>	<b>0</b>	<b>1</b>	<b>0</b>	<b>0</b>	<b>0</b>	<b>0</b>	<b>1</b>	<b>0</b>	<b>0</b>	<b>2</b>	
0621 Blackmail or extortion	0	0	1	0	0	0	0	1	0	0	2	
<b>063 Hijacking Offences</b>	<b>3</b>	<b>8</b>	<b>3</b>	<b>0</b>	<b>0</b>	<b>0</b>	<b>0</b>	<b>0</b>	<b>0</b>	<b>0</b>	<b>14</b>	
0631 Carjacking, highjacking/unlawful seizure of of aircraft/vessel	3	8	3	0	0	0	0	0	0	0	14	

<sup>1</sup> Includes Conviction, Proved and order made without conviction, Probation of Offenders Act

Continued . . .

Table 2.1d Persons convicted<sup>1</sup> of relevant offences for incidents recorded in 2006, continued

	Male					Female					Total
	Under 18	18-24	25-44	45+	Unavailable	Under 18	18-24	25-44	45+	Unavailable	
<b>07 Burglary and Related offences</b>	<b>294</b>	<b>614</b>	<b>651</b>	<b>31</b>	<b>0</b>	<b>6</b>	<b>26</b>	<b>33</b>	<b>0</b>	<b>0</b>	<b>1,655</b>
<b>071 Burglary</b>	<b>294</b>	<b>614</b>	<b>651</b>	<b>31</b>	<b>0</b>	<b>6</b>	<b>26</b>	<b>33</b>	<b>0</b>	<b>0</b>	<b>1,655</b>
0711 Aggravated burglary	1	10	3	2	0	0	0	0	0	0	16
0712 Burglary (not aggravated)	282	575	618	27	0	6	26	31	0	0	1,565
0713 Possession of an article (with intent to burgle, steal, demand)	11	29	30	2	0	0	0	2	0	0	74
<b>08 Theft and Related Offences</b>	<b>581</b>	<b>2,125</b>	<b>2,410</b>	<b>371</b>	<b>5</b>	<b>74</b>	<b>693</b>	<b>946</b>	<b>142</b>	<b>1</b>	<b>7,348</b>
<b>081 Theft/Taking of Vehicle and Related offences</b>	<b>209</b>	<b>421</b>	<b>142</b>	<b>1</b>	<b>0</b>	<b>2</b>	<b>13</b>	<b>6</b>	<b>0</b>	<b>0</b>	<b>794</b>
0811 Theft/Unauthorised taking of vehicle.	169	318	93	0	0	2	10	4	0	0	596
0812 Interfering with vehicle (with intent to steal item or vehicle)	40	103	49	1	0	0	3	2	0	0	198
<b>082 Theft (not vehicle)</b>	<b>346</b>	<b>1,567</b>	<b>2,104</b>	<b>343</b>	<b>4</b>	<b>69</b>	<b>655</b>	<b>903</b>	<b>142</b>	<b>1</b>	<b>6,134</b>
0821 Theft from person	28	62	63	5	0	4	20	54	4	0	240
0822 Theft from shop	163	1,001	1,504	240	3	58	564	719	113	1	4,366
0823 Theft from vehicle	77	136	98	20	0	0	4	3	1	0	339
0824 Theft/Unauthorised taking of a pedal cycle	11	12	9	0	0	0	0	0	0	0	32
0826 Theft of, or interference with mail	0	0	1	1	0	0	0	0	0	0	2
0827 Theft of other property	67	356	429	77	1	7	67	127	24	0	1,155
<b>083 Handling Stolen Property</b>	<b>26</b>	<b>137</b>	<b>164</b>	<b>27</b>	<b>1</b>	<b>3</b>	<b>25</b>	<b>37</b>	<b>0</b>	<b>0</b>	<b>420</b>
0831 Handling or possession of stolen property	26	137	164	27	1	3	25	37	0	0	420
<b>09 Fraud, deception and Related Offences</b>	<b>5</b>	<b>97</b>	<b>234</b>	<b>38</b>	<b>2</b>	<b>0</b>	<b>25</b>	<b>36</b>	<b>14</b>	<b>0</b>	<b>451</b>
<b>091 Fraud, Forgery and False Instrument Offences</b>	<b>5</b>	<b>97</b>	<b>231</b>	<b>34</b>	<b>2</b>	<b>0</b>	<b>25</b>	<b>32</b>	<b>11</b>	<b>0</b>	<b>437</b>
0911 Fraud, deception, false pretence offences	2	38	69	10	0	0	13	13	2	0	147
0912 Forging an instrument to defraud	3	50	150	23	2	0	12	19	9	0	268
0913 Possession of an article for use in fraud, deception or extortion	0	9	11	1	0	0	0	0	0	0	21
0914 Falsification of accounts	0	0	0	0	0	0	0	0	0	0	0
0915 Offences under the Companies Act	0	0	1	0	0	0	0	0	0	0	1
0916 Offences under the Investment Intermediaries Act	0	0	0	0	0	0	0	0	0	0	0
0917 Offences under the Stock Exchange Act	0	0	0	0	0	0	0	0	0	0	0
<b>092 Other fraud</b>	<b>0</b>	<b>0</b>	<b>0</b>	<b>0</b>	<b>0</b>	<b>0</b>	<b>0</b>	<b>3</b>	<b>3</b>	<b>0</b>	<b>6</b>
0921 Money laundering	0	0	0	0	0	0	0	1	0	0	1
0922 Embezzlement	0	0	0	0	0	0	0	0	0	0	0

0923 Fraud against the European Union	0	0	0	0	0	0	0	0	0	0	0
0924 Importation/Sale/Supply of tobacco offences	0	0	0	0	0	0	0	2	3	0	5
<b>093 Counterfeiting Currency and Related Offences</b>	<b>0</b>	<b>0</b>	<b>3</b>	<b>4</b>	<b>0</b>	<b>0</b>	<b>0</b>	<b>1</b>	<b>0</b>	<b>0</b>	<b>8</b>
0931 Counterfeiting notes and coins	0	0	3	4	0	0	0	1	0	0	8
<b>094 Corruption</b>	<b>0</b>	<b>0</b>	<b>0</b>	<b>0</b>	<b>0</b>	<b>0</b>	<b>0</b>	<b>0</b>	<b>0</b>	<b>0</b>	<b>0</b>
0941 Corruption (involving public office holder)	0	0	0	0	0	0	0	0	0	0	0
<b>10 Controlled Drug Offences</b>	<b>102</b>	<b>1,786</b>	<b>1,033</b>	<b>49</b>	<b>3</b>	<b>2</b>	<b>121</b>	<b>86</b>	<b>6</b>	<b>1</b>	<b>3,189</b>
<b>101 Importation / Manufacture of Drugs</b>	<b>0</b>	<b>13</b>	<b>16</b>	<b>2</b>	<b>0</b>	<b>0</b>	<b>3</b>	<b>3</b>	<b>0</b>	<b>0</b>	<b>37</b>
1011 Importation of drugs	0	2	5	1	0	0	2	2	0	0	12
1012 Cultivation or manufacture of drugs	0	11	11	1	0	0	1	1	0	0	25
<b>102 Possession of Drugs</b>	<b>97</b>	<b>1,712</b>	<b>947</b>	<b>45</b>	<b>3</b>	<b>1</b>	<b>113</b>	<b>78</b>	<b>3</b>	<b>1</b>	<b>3,000</b>
1021 Possession of drugs for sale or supply	17	344	270	12	0	0	36	29	3	1	712
1022 Possession of drugs for personal use	80	1,368	677	33	3	1	77	49	0	0	2,288
<b>103 Other Drug Offences</b>	<b>5</b>	<b>61</b>	<b>70</b>	<b>2</b>	<b>0</b>	<b>1</b>	<b>5</b>	<b>5</b>	<b>3</b>	<b>0</b>	<b>152</b>
1031 Forged or altered prescription offences	1	3	14	0	0	1	2	3	2	0	26
1032 Obstruction under the Drugs Act	4	58	56	2	0	0	3	2	1	0	126
<b>11 Weapons and Explosives Offences</b>	<b>54</b>	<b>305</b>	<b>291</b>	<b>45</b>	<b>1</b>	<b>0</b>	<b>8</b>	<b>13</b>	<b>2</b>	<b>0</b>	<b>719</b>
<b>111 Explosives, Chemical Weapons Offences</b>	<b>0</b>	<b>2</b>	<b>11</b>	<b>1</b>	<b>0</b>	<b>0</b>	<b>0</b>	<b>1</b>	<b>0</b>	<b>0</b>	<b>15</b>
1111 Causing an explosion	0	0	0	0	0	0	0	0	0	0	0
1112 Making of explosives	0	0	0	0	0	0	0	0	0	0	0
1113 Possession of explosives	0	2	11	1	0	0	0	1	0	0	15
1114 Chemical weapons offences	0	0	0	0	0	0	0	0	0	0	0
<b>112 Firearms Offences</b>	<b>4</b>	<b>37</b>	<b>44</b>	<b>14</b>	<b>1</b>	<b>0</b>	<b>0</b>	<b>0</b>	<b>0</b>	<b>0</b>	<b>100</b>
1121 Discharging a firearm	0	6	6	3	1	0	0	0	0	0	16
1122 Possession of a firearm	4	31	38	11	0	0	0	0	0	0	84
<b>113 Offensive Weapons Offences (NEC)</b>	<b>49</b>	<b>266</b>	<b>236</b>	<b>30</b>	<b>0</b>	<b>0</b>	<b>8</b>	<b>12</b>	<b>2</b>	<b>0</b>	<b>603</b>
1131 Possession of offensive weapons (not firearms)	49	266	236	30	0	0	8	12	2	0	603
<b>114 Fireworks Offences</b>	<b>1</b>	<b>0</b>	<b>0</b>	<b>0</b>	<b>0</b>	<b>0</b>	<b>0</b>	<b>0</b>	<b>0</b>	<b>0</b>	<b>1</b>
1141 Fireworks Offences (for sale, igniting etc.)	1	0	0	0	0	0	0	0	0	0	1
<b>12 Damage to Property and to the Environment</b>	<b>250</b>	<b>803</b>	<b>533</b>	<b>62</b>	<b>4</b>	<b>27</b>	<b>25</b>	<b>40</b>	<b>10</b>	<b>0</b>	<b>1,754</b>
<b>121 Criminal Damage</b>	<b>248</b>	<b>791</b>	<b>530</b>	<b>59</b>	<b>4</b>	<b>27</b>	<b>25</b>	<b>36</b>	<b>9</b>	<b>0</b>	<b>1,729</b>
1211 Arson	9	19	10	0	0	0	0	0	1	0	39
1212 Criminal damage (not arson)	239	772	520	59	4	27	25	36	8	0	1,690
<b>122 Environmental Damage</b>	<b>2</b>	<b>12</b>	<b>3</b>	<b>3</b>	<b>0</b>	<b>0</b>	<b>0</b>	<b>4</b>	<b>1</b>	<b>0</b>	<b>25</b>
1221 Litter offences	2	12	3	3	0	0	0	4	1	0	25

<sup>1</sup> Includes Conviction, Proved and order made without conviction, Probation of Offenders Act

110 Table 2.1d Persons convicted<sup>1</sup> of relevant offences for incidents recorded in 2006, continued

	Male					Female					Total
	Under 18	18-24	25-44	45+	Unavailable	Under 18	18-24	25-44	45+	Unavailable	
<b>13 Public Order and other Social Code Offences</b>	<b>547</b>	<b>7,023</b>	<b>6,174</b>	<b>1,337</b>	<b>28</b>	<b>61</b>	<b>632</b>	<b>730</b>	<b>243</b>	<b>2</b>	<b>16,777</b>
<b>131 Disorderly Conduct</b>	<b>480</b>	<b>6,660</b>	<b>5,507</b>	<b>1,064</b>	<b>24</b>	<b>54</b>	<b>548</b>	<b>551</b>	<b>172</b>	<b>0</b>	<b>15,060</b>
1311 Affray/Riot/Violent disorder	3	16	16	3	0	1	1	1	0	0	41
1312 Public order offences	406	5,278	4,037	687	21	44	439	427	115	0	11,454
1313 Drunkenness offences	71	1,365	1,448	372	3	9	108	122	57	0	3,555
1314 Air rage - disruptive or drunken behaviour on aircraft	0	1	6	2	0	0	0	1	0	0	10
<b>132 Trespass Offences</b>	<b>47</b>	<b>205</b>	<b>182</b>	<b>21</b>	<b>0</b>	<b>1</b>	<b>10</b>	<b>8</b>	<b>7</b>	<b>0</b>	<b>481</b>
1321 Forcible entry and occupation (not burglary)	0	0	0	0	0	0	0	0	0	0	0
1322 Trespass on lands or enclosed areas	47	205	182	21	0	1	10	8	7	0	481
<b>133 Liquor Licensing Offences</b>	<b>13</b>	<b>104</b>	<b>354</b>	<b>230</b>	<b>4</b>	<b>1</b>	<b>34</b>	<b>86</b>	<b>59</b>	<b>0</b>	<b>885</b>
1331 Liquor licensing offences	13	104	354	230	4	1	34	86	59	0	885
1332 Registered clubs offences	0	0	0	0	0	0	0	0	0	0	0
1333 Special restaurant offences	0	0	0	0	0	0	0	0	0	0	0
<b>134 Prostitution Offences</b>	<b>0</b>	<b>2</b>	<b>7</b>	<b>1</b>	<b>0</b>	<b>0</b>	<b>4</b>	<b>24</b>	<b>1</b>	<b>0</b>	<b>39</b>
1341 Brothel keeping	0	0	0	0	0	0	0	0	0	0	0
1342 Organisation of prostitution	0	0	1	0	0	0	0	1	0	0	2
1343 Prostitution, including soliciting etc.	0	2	6	1	0	0	4	23	1	0	37
<b>135 Regulated Betting/Money, Collection/Trading Offences</b>	<b>4</b>	<b>21</b>	<b>41</b>	<b>12</b>	<b>0</b>	<b>4</b>	<b>22</b>	<b>32</b>	<b>4</b>	<b>2</b>	<b>142</b>
1351 Offences under the Betting Acts	0	0	0	0	0	0	0	0	0	0	0
1352 Collecting money without permit, unauthorised collection	0	3	3	0	0	0	0	0	0	0	6
1353 Offences under Gaming and Lotteries Acts	0	0	6	6	0	0	1	0	0	0	13
1354 Permit/License offences for casual/street trading	4	18	32	6	0	4	21	32	4	2	123
<b>136 Social Code Offences (NEC)</b>	<b>3</b>	<b>31</b>	<b>83</b>	<b>9</b>	<b>0</b>	<b>1</b>	<b>14</b>	<b>29</b>	<b>0</b>	<b>0</b>	<b>170</b>
1361 Bestiality	0	0	0	0	0	0	0	0	0	0	0
1362 Indecency	1	6	11	4	0	0	1	0	0	0	23
1363 Allowing a child (under 16 years) to beg	0	0	0	0	0	0	0	0	0	0	0
1364 Bigamy	0	0	0	0	0	0	0	0	0	0	0
1365 Begging	2	25	72	5	0	1	13	29	0	0	147
<b>14 Road and Traffic Offences (NEC)</b>	<b>248</b>	<b>7,111</b>	<b>7,991</b>	<b>2,071</b>	<b>1,213</b>	<b>14</b>	<b>987</b>	<b>1392</b>	<b>301</b>	<b>559</b>	<b>21,887<sup>2</sup></b>
<b>141 Driving Licence/Insurance Offences</b>	<b>98</b>	<b>2,533</b>	<b>2,620</b>	<b>452</b>	<b>28</b>	<b>6</b>	<b>341</b>	<b>444</b>	<b>76</b>	<b>6</b>	<b>6,604<sup>2</sup></b>
1411 Driving licence-failure to have, produce, etc.	12	349	386	101	1	2	40	88	21	0	1,000
1412 Insurance-failure to have, produce, display, etc.	86	2,184	2,234	351	27	4	301	356	55	6	5,605 <sup>2</sup>

<b>142 Tax/Registration Offences</b>	<b>5</b>	<b>711</b>	<b>1,276</b>	<b>383</b>	<b>376</b>	<b>0</b>	<b>113</b>	<b>204</b>	<b>52</b>	<b>127</b>	<b>3,262</b> <sup>2</sup>
1421 No tax, non-display of tax, unregistered vehicle etc.	5	711	1,274	382	376	0	113	204	52	127	3,259 <sup>2</sup>
1422 Misuse of Trade Licence	0	0	2	1	0	0	0	0	0	0	3
<b>143 Roadworthiness/Regulatory Offences</b>	<b>143</b>	<b>3,841</b>	<b>3,780</b>	<b>925</b>	<b>806</b>	<b>8</b>	<b>529</b>	<b>741</b>	<b>165</b>	<b>426</b>	<b>11,419</b> <sup>2</sup>
1431 Misuse of trailers, weight and other offences	3	138	74	39	0	1	5	4	1	0	265
1432 Obstruction under Road Traffic Acts	1	4	8	8	0	0	1	2	0	0	24
1433 Other road offences	139	3,699	3,698	878	806	7	523	735	164	426	11,130 <sup>2</sup>
<b>144 Road Transport/Public Service Vehicles Offences</b>	<b>2</b>	<b>26</b>	<b>315</b>	<b>311</b>	<b>3</b>	<b>0</b>	<b>4</b>	<b>3</b>	<b>8</b>	<b>0</b>	<b>672</b>
1441 Road Transport - carriage of goods offences	1	20	287	278	3	0	2	0	8	0	599
1442 Public Service Vehicle offences	1	6	28	33	0	0	2	3	0	0	73
1443 Light rail offences (Luas)	0	0	0	0	0	0	0	0	0	0	0
<b>15 Offences against Government, Justice Procedures and Organisation of Crime</b>	<b>66</b>	<b>653</b>	<b>803</b>	<b>159</b>	<b>5</b>	<b>7</b>	<b>52</b>	<b>87</b>	<b>18</b>	<b>0</b>	<b>1,850</b>
<b>151 Offences Against Government and its agents</b>	<b>0</b>	<b>7</b>	<b>12</b>	<b>3</b>	<b>0</b>	<b>0</b>	<b>2</b>	<b>1</b>	<b>0</b>	<b>0</b>	<b>25</b>
1511 Treason	0	0	0	0	0	0	0	0	0	0	0
1512 Breaches of Offences against the State Acts	0	0	1	0	0	0	0	0	0	0	1
1513 Breaches of Official Secrets Act	0	0	0	0	0	0	0	0	0	0	0
1514 Impersonating member of An Garda Síochána	0	1	0	0	0	0	0	0	0	0	1
1515 Electoral offences including personation	0	0	0	0	0	0	0	0	0	0	0
1516 Public mischief-annoying phone calls and wasting police time	0	3	6	3	0	0	1	0	0	0	13
1517 Criminal Assets Bureau offences	0	0	0	0	0	0	0	0	0	0	0
1518 Non compliance with Garda direction	0	3	5	0	0	0	1	1	0	0	10
<b>152 Organisation of Crime and Conspiracy to Commit Crime</b>	<b>0</b>	<b>0</b>	<b>0</b>	<b>0</b>	<b>0</b>	<b>0</b>	<b>0</b>	<b>0</b>	<b>0</b>	<b>0</b>	<b>0</b>
1521 Criminal organisation offences (organised crime)	N/A	N/A	N/A	N/A	N/A	N/A	N/A	N/A	N/A	N/A	N/A
1522 Conspiracy to commit a crime	0	0	0	0	0	0	0	0	0	0	0
<b>153 Perverting the Course of justice</b>	<b>1</b>	<b>1</b>	<b>1</b>	<b>0</b>	<b>0</b>	<b>0</b>	<b>0</b>	<b>0</b>	<b>0</b>	<b>0</b>	<b>3</b>
1531 Perjury	0	0	0	0	0	0	0	0	0	0	0
1532 Interfering with a jury (embracery)	0	0	0	0	0	0	0	0	0	0	0
1533 Assisting offenders	0	0	0	0	0	0	0	0	0	0	0
1534 Public mischief, pervert course of justice, conceal offence	1	1	1	0	0	0	0	0	0	0	3
<b>154 Offences while in Custody and Related offences</b>	<b>6</b>	<b>14</b>	<b>4</b>	<b>0</b>	<b>0</b>	<b>0</b>	<b>0</b>	<b>1</b>	<b>0</b>	<b>0</b>	<b>25</b>
1541 Escape or help to escape from custody	6	14	4	0	0	0	0	1	0	0	25
1542 Prison offences	N/A	N/A	N/A	N/A	N/A	N/A	N/A	N/A	N/A	N/A	N/A

<sup>1</sup> Includes Conviction, Proved and order made without conviction, Probation of Offenders Act

<sup>2</sup> Some values of sex are unavailable, hence columns are not additive.

Table 2.1d Persons convicted<sup>1</sup> of relevant offences for incidents recorded in 2006, continued

	Male					Female					Total
	Under 18	18-24	25-44	45+	Unavailable	Under 18	18-24	25-44	45+	Unavailable	
<b>155 Breach of Justice/Court Order</b>	<b>59</b>	<b>631</b>	<b>786</b>	<b>156</b>	<b>5</b>	<b>7</b>	<b>50</b>	<b>85</b>	<b>18</b>	<b>0</b>	<b>1,797</b>
1551 Breach of Domestic Violence Order (protection, safety, barring)	0	33	206	90	2	0	1	9	8	0	349
1552 Breach of bail	40	409	386	42	1	5	37	48	5	0	973
1553 Failure to comply under Sex Offenders Act	0	0	1	1	0	0	0	0	0	0	2
1554 Breach of Order under Family Law Act	0	0	0	0	0	0	0	0	0	0	0
1555 Other failure to comply with court order, jury summons, warrant etc.	19	189	193	23	2	2	12	28	5	0	473
<b>16 Offences Not Elsewhere Classified</b>	<b>1</b>	<b>87</b>	<b>154</b>	<b>58</b>	<b>4</b>	<b>0</b>	<b>22</b>	<b>30</b>	<b>6</b>	<b>1</b>	<b>363</b>
<b>161 Importation/Control/Welfare of Animals offences</b>	<b>0</b>	<b>30</b>	<b>31</b>	<b>45</b>	<b>0</b>	<b>0</b>	<b>1</b>	<b>8</b>	<b>5</b>	<b>0</b>	<b>120</b>
1611 Illegal importation of animals	0	0	0	0	0	0	0	0	0	0	0
1612 Control of horses offences	0	4	2	5	0	0	0	0	0	0	11
1613 Dog ownership offences (licence, control etc)	0	22	13	10	0	0	1	6	3	0	55
1614 Offences against animals	0	4	16	30	0	0	0	2	2	0	54
<b>162 Fisheries/Maritime Offences</b>	<b>0</b>	<b>0</b>	<b>5</b>	<b>1</b>	<b>0</b>	<b>0</b>	<b>0</b>	<b>0</b>	<b>0</b>	<b>0</b>	<b>6</b>
1621 Breaches of EU fishing quota and related EU regulation	0	0	5	1	0	0	0	0	0	0	6
1622 Merchant shipping / Maritime safety offences	N/A	N/A	N/A	N/A	N/A	N/A	N/A	N/A	N/A	N/A	N/A
<b>163 Use of Data, Electronic Counterfeit and Broadcasting</b>	<b>0</b>	<b>1</b>	<b>11</b>	<b>2</b>	<b>0</b>	<b>0</b>	<b>2</b>	<b>2</b>	<b>0</b>	<b>0</b>	<b>18</b>
1631 Unauthorised accessing of data	0	0	0	0	0	0	0	0	0	0	0
1632 Recording, possession or distribution of counterfeit material	0	1	9	2	0	0	0	2	0	0	14
1633 Unauthorised broadcasting and illegal signal reception	0	0	2	0	0	0	2	0	0	0	4
<b>164 Miscellaneous Offences</b>	<b>1</b>	<b>56</b>	<b>107</b>	<b>10</b>	<b>4</b>	<b>0</b>	<b>19</b>	<b>20</b>	<b>1</b>	<b>1</b>	<b>219</b>
1641 Abortion	0	0	0	0	0	0	0	0	0	0	0
1642 Procuring or assisting in abortion	0	0	0	0	0	0	0	0	0	0	0
1643 Concealment of birth	0	0	0	0	0	0	0	0	0	0	0
1644 Destroying / Disposing of a dead body	0	0	0	0	0	0	0	0	0	0	0
1645 Pawnbroking offences	0	0	0	0	0	0	0	0	0	0	0
1646 Offences in connection with rail travel	0	5	6	0	0	0	0	0	0	0	11
1647 Employment permit offences (relating to non-Irish national)	0	1	4	1	1	0	0	1	0	0	8
1648 Immigration offences/carrier liability	1	50	97	9	3	0	19	19	1	1	200

<sup>1</sup> Includes Conviction, Proved and order made without conviction, Probation of Offenders Act





114 Table 2.2a Persons convicted<sup>1</sup> of any offences for incidents recorded in 2003

	Male					Female					Total
	Under 18	18-24	25-44	45+	Unavailable	Under 18	18-24	25-44	45+	Unavailable	
<b>01 Homicide Offences</b>	<b>3</b>	<b>26</b>	<b>18</b>	<b>4</b>	<b>0</b>	<b>0</b>	<b>0</b>	<b>2</b>	<b>1</b>	<b>0</b>	<b>54</b>
<b>011 Murder/Manslaughter/Infanticide</b>	<b>1</b>	<b>20</b>	<b>10</b>	<b>1</b>	<b>0</b>	<b>0</b>	<b>0</b>	<b>1</b>	<b>0</b>	<b>0</b>	<b>33</b>
0111 Murder	1	10	6	1	0	0	0	0	0	0	18
0112 Manslaughter	0	10	4	0	0	0	0	1	0	0	15
0113 Infanticide	0	0	0	0	0	0	0	0	0	0	0
<b>012 Dangerous Driving Leading to Death</b>	<b>2</b>	<b>6</b>	<b>8</b>	<b>3</b>	<b>0</b>	<b>0</b>	<b>0</b>	<b>1</b>	<b>1</b>	<b>0</b>	<b>21</b>
0121 Manslaughter (traffic fatality)	1	0	0	0	0	0	0	0	0	0	1
0122 Dangerous driving causing death	1	6	8	3	0	0	0	1	1	0	20
<b>02 Sexual Offences</b>	<b>11</b>	<b>25</b>	<b>163</b>	<b>251</b>	<b>0</b>	<b>0</b>	<b>0</b>	<b>1</b>	<b>0</b>	<b>0</b>	<b>451</b>
<b>021 Rape and Sexual Assault</b>	<b>11</b>	<b>23</b>	<b>152</b>	<b>227</b>	<b>0</b>	<b>0</b>	<b>0</b>	<b>1</b>	<b>0</b>	<b>0</b>	<b>414</b>
0211 Rape of a male or female	1	6	17	9	0	0	0	0	0	0	33
0212 Defilement of a boy or girl less than 17 years old	1	2	16	13	0	0	0	0	0	0	32
0213 Sexual offence involving mentally impaired person	0	0	0	0	0	0	0	0	0	0	0
0214 Aggravated sexual assault	0	0	3	0	0	0	0	0	0	0	3
0215 Sexual assault (not aggravated)	9	15	116	205	0	0	0	1	0	0	346
<b>022 Other Sexual Offences</b>	<b>0</b>	<b>2</b>	<b>11</b>	<b>24</b>	<b>0</b>	<b>0</b>	<b>0</b>	<b>0</b>	<b>0</b>	<b>0</b>	<b>37</b>
0221 Incest	0	0	0	1	0	0	0	0	0	0	1
0222 Child pornography offences	0	2	7	14	0	0	0	0	0	0	23
0223 Child pornography - obstruction of warrant	0	0	0	0	0	0	0	0	0	0	0
0224 Gross indecency	0	0	4	9	0	0	0	0	0	0	13
<b>03 Attempts/Threats to Murder, Assaults, Harassments and Related offences</b>	<b>303</b>	<b>1,252</b>	<b>1,133</b>	<b>207</b>	<b>9</b>	<b>74</b>	<b>198</b>	<b>205</b>	<b>46</b>	<b>1</b>	<b>3,428</b>
<b>031 Attempts/Threats to Murder</b>	<b>1</b>	<b>4</b>	<b>6</b>	<b>1</b>	<b>0</b>	<b>0</b>	<b>0</b>	<b>0</b>	<b>0</b>	<b>0</b>	<b>12</b>
0311 Murder-attempt	0	0	0	0	0	0	0	0	0	0	0
0312 Murder-threat	1	4	6	1	0	0	0	0	0	0	12
<b>032 Assaults</b>	<b>299</b>	<b>1,219</b>	<b>1,063</b>	<b>185</b>	<b>9</b>	<b>74</b>	<b>195</b>	<b>183</b>	<b>40</b>	<b>1</b>	<b>3,268</b>
0321 Assault causing harm	136	553	410	37	4	18	52	45	6	0	1,261
0322 Poisoning	0	0	0	0	0	0	0	0	0	0	0
0323 Assault or obstruction of Garda/official, resisting arrest	15	36	43	9	0	0	5	6	2	0	116
0324 Minor assault	148	630	610	139	5	56	138	132	32	1	1,891
<b>033 Harassment and Related Offences</b>	<b>3</b>	<b>29</b>	<b>64</b>	<b>21</b>	<b>0</b>	<b>0</b>	<b>3</b>	<b>22</b>	<b>6</b>	<b>0</b>	<b>148</b>
0331 Harassment, stalking, threats	2	13	42	14	0	0	2	14	1	0	88

0332 Coercion	0	0	1	0	0	0	0	0	0	0	1
0333 Menacing phone calls	1	15	20	5	0	0	1	8	5	0	55
0334 Incitement to hatred offences	0	1	1	2	0	0	0	0	0	0	4
0335 Demanding payment of debt causing alarm	0	0	0	0	0	0	0	0	0	0	0
<b>04 Dangerous or Negligent Acts</b>	<b>139</b>	<b>2,081</b>	<b>4,781</b>	<b>1,835</b>	<b>20</b>	<b>4</b>	<b>168</b>	<b>631</b>	<b>253</b>	<b>7</b>	<b>9,919</b>
<b>041 Dangerous or Negligent Operation of a Vehicle</b>	<b>137</b>	<b>2,064</b>	<b>4,748</b>	<b>1,831</b>	<b>20</b>	<b>4</b>	<b>167</b>	<b>617</b>	<b>250</b>	<b>7</b>	<b>9,845</b>
0411 Dangerous driving causing serious bodily harm	0	4	5	1	0	1	1	0	0	0	12
0412 Driving/In charge of a vehicle while over legal alcohol limit	38	1,193	3,287	1,454	11	1	105	398	190	2	6,679
0413 Driving/In charge of a vehicle under the influence of drugs	1	9	14	6	0	0	0	1	0	0	31
0414 Dangerous/careless driving and motorway offences	96	666	662	196	3	2	38	93	36	0	1,792
0415 Speeding	2	192	780	174	6	0	23	125	24	5	1,331
<b>042 Other Dangerous or Negligent Acts</b>	<b>2</b>	<b>17</b>	<b>33</b>	<b>4</b>	<b>0</b>	<b>0</b>	<b>1</b>	<b>14</b>	<b>3</b>	<b>0</b>	<b>74</b>
0421 Endangerment with potential for serious harm/death	2	7	8	0	0	0	0	0	1	0	18
0422 Abandoning a child, child neglect and cruelty	0	2	6	2	0	0	1	12	1	0	24
0423 Unseaworthy/Dangerous use of boat or ship	N/A	N/A	N/A	N/A	N/A	N/A	N/A	N/A	N/A	N/A	N/A
0424 False alarm/Interference with aircraft or air transport facilities	0	0	1	0	0	0	0	1	0	0	2
0425 Endangering traffic offences	0	8	18	2	0	0	0	1	1	0	30
<b>05 Kidnapping and Related Offences</b>	<b>2</b>	<b>10</b>	<b>5</b>	<b>0</b>	<b>0</b>	<b>0</b>	<b>0</b>	<b>0</b>	<b>0</b>	<b>0</b>	<b>17</b>
<b>051 False Imprisonment, Abduction</b>	<b>2</b>	<b>10</b>	<b>5</b>	<b>0</b>	<b>0</b>	<b>0</b>	<b>0</b>	<b>0</b>	<b>0</b>	<b>0</b>	<b>17</b>
0511 False Imprisonment	2	9	4	0	0	0	0	0	0	0	15
0512 Abduction of person under 16 years of age	0	1	1	0	0	0	0	0	0	0	2
<b>06 Robbery, Extortion and highjacking offences</b>	<b>125</b>	<b>206</b>	<b>216</b>	<b>6</b>	<b>5</b>	<b>7</b>	<b>12</b>	<b>9</b>	<b>0</b>	<b>0</b>	<b>586</b>
<b>061 Robbery</b>	<b>124</b>	<b>192</b>	<b>203</b>	<b>6</b>	<b>5</b>	<b>7</b>	<b>12</b>	<b>9</b>	<b>0</b>	<b>0</b>	<b>558</b>
0611 Robbery of an establishment or institution	17	68	121	1	5	0	7	2	0	0	221
0612 Robbery of cash or goods in transit	1	4	1	0	0	0	0	0	0	0	6
0613 Robbery from the person	106	120	81	5	0	7	5	7	0	0	331
<b>062 Extortion offences</b>	<b>0</b>	<b>0</b>	<b>2</b>	<b>0</b>	<b>0</b>	<b>0</b>	<b>0</b>	<b>0</b>	<b>0</b>	<b>0</b>	<b>2</b>
0621 Blackmail or extortion	0	0	2	0	0	0	0	0	0	0	2
<b>063 Hijacking Offences</b>	<b>1</b>	<b>14</b>	<b>11</b>	<b>0</b>	<b>0</b>	<b>0</b>	<b>0</b>	<b>0</b>	<b>0</b>	<b>0</b>	<b>26</b>
0631 Carjacking, highjacking/unlawful seizure of of aircraft/vessel	1	14	11	0	0	0	0	0	0	0	26

<sup>1</sup> includes Conviction, Proved and order made without conviction, Probation of Offenders Act

Continued . . .

Table 2.2a Persons convicted<sup>1</sup> of any offences for incidents recorded in 2003, continued

	Male					Female					Total
	Under 18	18-24	25-44	45+	Unavailable	Under 18	18-24	25-44	45+	Unavailable	
<b>07 Burglary and Related offences</b>	<b>316</b>	<b>935</b>	<b>806</b>	<b>48</b>	<b>14</b>	<b>9</b>	<b>47</b>	<b>58</b>	<b>7</b>	<b>0</b>	<b>2,240</b>
<b>071 Burglary</b>	<b>316</b>	<b>935</b>	<b>806</b>	<b>48</b>	<b>14</b>	<b>9</b>	<b>47</b>	<b>58</b>	<b>7</b>	<b>0</b>	<b>2,240</b>
0711 Aggravated burglary	5	31	30	3	1	0	1	3	0	0	74
0712 Burglary (not aggravated)	292	872	744	45	12	9	44	54	7	0	2,079
0713 Possession of an article (with intent to burgle, steal, demand)	19	32	32	0	1	0	2	1	0	0	87
<b>08 Theft and Related Offences</b>	<b>941</b>	<b>2,511</b>	<b>2,439</b>	<b>432</b>	<b>15</b>	<b>132</b>	<b>1056</b>	<b>1465</b>	<b>271</b>	<b>2</b>	<b>9,264</b>
<b>081 Theft/Taking of Vehicle and Related offences</b>	<b>339</b>	<b>575</b>	<b>164</b>	<b>10</b>	<b>3</b>	<b>5</b>	<b>20</b>	<b>4</b>	<b>0</b>	<b>0</b>	<b>1,120</b>
0811 Theft/Unauthorised taking of vehicle.	272	446	114	10	2	4	17	3	0	0	868
0812 Interfering with vehicle (with intent to steal item or vehicle)	67	129	50	0	1	1	3	1	0	0	252
<b>082 Theft (not vehicle)</b>	<b>544</b>	<b>1,769</b>	<b>2,054</b>	<b>398</b>	<b>12</b>	<b>118</b>	<b>986</b>	<b>1408</b>	<b>264</b>	<b>2</b>	<b>7,555</b>
0821 Theft from person	91	153	83	6	2	6	34	70	7	0	452
0822 Theft from shop	197	893	1,343	270	3	92	792	1107	237	2	4,936
0823 Theft from vehicle	109	203	110	6	3	5	7	7	0	0	450
0824 Theft/Unauthorised taking of a pedal cycle	14	14	14	0	0	0	0	0	0	0	42
0826 Theft of, or interference with mail	0	3	5	0	0	0	0	3	1	0	12
0827 Theft of other property	133	503	499	116	4	15	153	221	19	0	1,663
<b>083 Handling Stolen Property</b>	<b>58</b>	<b>167</b>	<b>221</b>	<b>24</b>	<b>0</b>	<b>9</b>	<b>50</b>	<b>53</b>	<b>7</b>	<b>0</b>	<b>589</b>
0831 Handling or possession of stolen property	58	167	221	24	0	9	50	53	7	0	589
<b>09 Fraud, deception and Related Offences</b>	<b>10</b>	<b>225</b>	<b>493</b>	<b>100</b>	<b>4</b>	<b>22</b>	<b>58</b>	<b>116</b>	<b>29</b>	<b>0</b>	<b>1,057</b>
<b>091 Fraud, Forgery and False Instrument Offences</b>	<b>9</b>	<b>210</b>	<b>465</b>	<b>92</b>	<b>4</b>	<b>22</b>	<b>51</b>	<b>106</b>	<b>24</b>	<b>0</b>	<b>983</b>
0911 Fraud, deception, false pretence offences	5	83	253	64	2	20	28	59	19	0	533
0912 Forging an instrument to defraud	4	116	162	19	1	2	22	45	4	0	375
0913 Possession of an article for use in fraud, deception or extortion	0	11	21	1	1	0	1	2	1	0	38
0914 Falsification of accounts	0	0	6	0	0	0	0	0	0	0	6
0915 Offences under the Companies Act	0	0	23	8	0	0	0	0	0	0	31
0916 Offences under the Investment Intermediaries Act	0	0	0	0	0	0	0	0	0	0	0
0917 Offences under the Stock Exchange Act	0	0	0	0	0	0	0	0	0	0	0
<b>092 Other fraud</b>	<b>0</b>	<b>0</b>	<b>14</b>	<b>0</b>	<b>0</b>	<b>0</b>	<b>0</b>	<b>7</b>	<b>5</b>	<b>0</b>	<b>26</b>
0921 Money laundering	0	0	2	0	0	0	0	1	0	0	3
0922 Embezzlement	0	0	9	0	0	0	0	0	0	0	9

0923 Fraud against the European Union	0	0	0	0	0	0	0	0	0	0	0
0924 Importation/Sale/Supply of tobacco offences	0	0	3	0	0	0	0	6	5	0	14
<b>093 Counterfeiting Currency and Related Offences</b>	<b>1</b>	<b>11</b>	<b>14</b>	<b>8</b>	<b>0</b>	<b>0</b>	<b>7</b>	<b>3</b>	<b>0</b>	<b>0</b>	<b>44</b>
0931 Counterfeiting notes and coins	1	11	14	8	0	0	7	3	0	0	44
<b>094 Corruption</b>	<b>0</b>	<b>4</b>	<b>0</b>	<b>0</b>	<b>0</b>	<b>0</b>	<b>0</b>	<b>0</b>	<b>0</b>	<b>0</b>	<b>4</b>
0941 Corruption (involving public office holder)	0	4	0	0	0	0	0	0	0	0	4
<b>10 Controlled Drug Offences</b>	<b>180</b>	<b>1,655</b>	<b>988</b>	<b>57</b>	<b>0</b>	<b>9</b>	<b>106</b>	<b>109</b>	<b>10</b>	<b>0</b>	<b>3,114</b>
<b>101 Importation / Manufacture of Drugs</b>	<b>2</b>	<b>13</b>	<b>19</b>	<b>11</b>	<b>0</b>	<b>0</b>	<b>0</b>	<b>6</b>	<b>1</b>	<b>0</b>	<b>52</b>
1011 Importation of drugs	1	4	3	6	0	0	0	2	0	0	16
1012 Cultivation or manufacture of drugs	1	9	16	5	0	0	0	4	1	0	36
<b>102 Possession of Drugs</b>	<b>171</b>	<b>1,580</b>	<b>931</b>	<b>46</b>	<b>0</b>	<b>6</b>	<b>102</b>	<b>91</b>	<b>7</b>	<b>0</b>	<b>2,934</b>
1021 Possession of drugs for sale or supply	53	526	395	21	0	3	49	53	7	0	1,107
1022 Possession of drugs for personal use	118	1,054	536	25	0	3	53	38	0	0	1,827
<b>103 Other Drug Offences</b>	<b>7</b>	<b>62</b>	<b>38</b>	<b>0</b>	<b>0</b>	<b>3</b>	<b>4</b>	<b>12</b>	<b>2</b>	<b>0</b>	<b>128</b>
1031 Forged or altered prescription offences	0	10	3	0	0	1	2	5	1	0	22
1032 Obstruction under the Drugs Act	7	52	35	0	0	2	2	7	1	0	106
<b>11 Weapons and Explosives Offences</b>	<b>74</b>	<b>244</b>	<b>254</b>	<b>55</b>	<b>0</b>	<b>3</b>	<b>16</b>	<b>9</b>	<b>2</b>	<b>2</b>	<b>659</b>
<b>111 Explosives, Chemical Weapons Offences</b>	<b>0</b>	<b>2</b>	<b>8</b>	<b>4</b>	<b>0</b>	<b>0</b>	<b>0</b>	<b>0</b>	<b>0</b>	<b>0</b>	<b>14</b>
1111 Causing an explosion	0	0	0	0	0	0	0	0	0	0	0
1112 Making of explosives	0	0	0	0	0	0	0	0	0	0	0
1113 Possession of explosives	0	2	8	4	0	0	0	0	0	0	14
1114 Chemical weapons offences	0	0	0	0	0	0	0	0	0	0	
<b>112 Firearms Offences</b>	<b>3</b>	<b>53</b>	<b>71</b>	<b>28</b>	<b>0</b>	<b>0</b>	<b>0</b>	<b>2</b>	<b>1</b>	<b>2</b>	<b>160</b>
1121 Discharging a firearm	0	15	4	4	0	0	0	0	0	0	23
1122 Possession of a firearm	3	38	67	24	0	0	0	2	1	2	137
<b>113 Offensive Weapons Offences (NEC)</b>	<b>71</b>	<b>189</b>	<b>175</b>	<b>23</b>	<b>0</b>	<b>3</b>	<b>16</b>	<b>7</b>	<b>1</b>	<b>0</b>	<b>485</b>
1131 Possession of offensive weapons (not firearms)	71	189	175	23	0	3	16	7	1	0	485
<b>114 Fireworks Offences</b>	<b>N/A</b>	<b>N/A</b>	<b>N/A</b>	<b>N/A</b>	<b>N/A</b>	<b>N/A</b>	<b>N/A</b>	<b>N/A</b>	<b>N/A</b>	<b>N/A</b>	<b>N/A</b>
1141 Fireworks Offences (for sale, igniting etc.)	N/A	N/A	N/A	N/A	N/A	N/A	N/A	N/A	N/A	N/A	N/A
<b>12 Damage to Property and to the Environment</b>	<b>389</b>	<b>1,358</b>	<b>714</b>	<b>95</b>	<b>4</b>	<b>10</b>	<b>63</b>	<b>54</b>	<b>3</b>	<b>0</b>	<b>2,690</b>
<b>121 Criminal Damage</b>	<b>386</b>	<b>1,347</b>	<b>704</b>	<b>92</b>	<b>4</b>	<b>10</b>	<b>62</b>	<b>53</b>	<b>3</b>	<b>0</b>	<b>2,661</b>
1211 Arson	17	51	21	4	0	0	1	2	0	0	96
1212 Criminal damage (not arson)	369	1,296	683	88	4	10	61	51	3	0	2,565
<b>122 Environmental Damage</b>	<b>3</b>	<b>11</b>	<b>10</b>	<b>3</b>	<b>0</b>	<b>0</b>	<b>1</b>	<b>1</b>	<b>0</b>	<b>0</b>	<b>29</b>
1221 Litter offences	3	11	10	3	0	0	1	1	0	0	29

<sup>1</sup> Includes Conviction, Proved and order made without conviction, Probation of Offenders Act

118 Table 2.2a Persons convicted<sup>1</sup> of any offences for incidents recorded in 2003, continued

	Male					Female					Total
	Under 18	18-24	25-44	45+	Unavailable	Under 18	18-24	25-44	45+	Unavailable	
<b>13 Public Order and other Social Code Offences</b>	<b>714</b>	<b>6,851</b>	<b>6,263</b>	<b>1,518</b>	<b>47</b>	<b>78</b>	<b>758</b>	<b>1019</b>	<b>247</b>	<b>5</b>	<b>17,500</b>
<b>131 Disorderly Conduct</b>	<b>640</b>	<b>6,466</b>	<b>5,409</b>	<b>1,078</b>	<b>33</b>	<b>63</b>	<b>634</b>	<b>745</b>	<b>133</b>	<b>1</b>	<b>15,202</b>
1311 Affray/Riot/Violent disorder	3	29	22	2	0	0	0	4	0	0	60
1312 Public order offences	509	4,667	3,748	680	19	49	481	530	85	0	10,768
1313 Drunkenness offences	128	1,770	1,634	395	14	14	153	211	48	1	4,368
1314 Air rage - disruptive or drunken behaviour on aircraft	0	0	5	1	0	0	0	0	0	0	6
<b>132 Trespass Offences</b>	<b>39</b>	<b>155</b>	<b>128</b>	<b>15</b>	<b>1</b>	<b>4</b>	<b>8</b>	<b>15</b>	<b>2</b>	<b>0</b>	<b>367</b>
1321 Forcible entry and occupation (not burglary)	0	0	0	0	0	0	0	0	0	0	0
1322 Trespass on lands or enclosed areas	39	155	128	15	1	4	8	15	2	0	367
<b>133 Liquor Licensing Offences</b>	<b>27</b>	<b>161</b>	<b>520</b>	<b>378</b>	<b>12</b>	<b>3</b>	<b>50</b>	<b>159</b>	<b>103</b>	<b>1</b>	<b>1,414</b>
1331 Liquor licensing offences	27	161	520	377	12	3	50	159	103	1	1,413
1332 Registered clubs offences	0	0	0	1	0	0	0	0	0	0	1
1333 Special restaurant offences	0	0	0	0	0	0	0	0	0	0	0
<b>134 Prostitution Offences</b>	<b>0</b>	<b>4</b>	<b>32</b>	<b>14</b>	<b>0</b>	<b>0</b>	<b>12</b>	<b>31</b>	<b>0</b>	<b>0</b>	<b>93</b>
1341 Brothel keeping	0	0	1	0	0	0	0	0	0	0	1
1342 Organisation of prostitution	0	4	19	9	0	0	9	19	0	0	60
1343 Prostitution, including soliciting etc.	0	0	12	5	0	0	3	12	0	0	32
<b>135 Regulated Betting/Money, Collection/Trading Offences</b>	<b>1</b>	<b>16</b>	<b>42</b>	<b>10</b>	<b>0</b>	<b>0</b>	<b>9</b>	<b>25</b>	<b>7</b>	<b>1</b>	<b>111</b>
1351 Offences under the Betting Acts	0	1	2	1	0	0	0	0	0	0	4
1352 Collecting money without permit, unauthorised collection	0	0	4	0	0	0	0	1	0	0	5
1353 Offences under Gaming and Lotteries Acts	0	0	3	1	0	0	0	0	0	0	4
1354 Permit/License offences for casual/street trading	1	15	33	8	0	0	9	24	7	1	98
<b>136 Social Code Offences (NEC)</b>	<b>7</b>	<b>49</b>	<b>132</b>	<b>23</b>	<b>1</b>	<b>8</b>	<b>45</b>	<b>44</b>	<b>2</b>	<b>2</b>	<b>313</b>
1361 Bestiality	0	0	0	0	0	0	0	0	0	0	0
1362 Indecency	4	5	10	9	0	0	0	1	0	0	29
1363 Allowing a child (under 16 years) to beg	0	0	0	0	0	0	0	1	0	0	1
1364 Bigamy	0	0	0	0	0	0	0	0	0	0	0
1365 Begging	3	44	122	14	1	8	45	42	2	2	283
<b>14 Road and Traffic Offences (NEC)</b>	<b>274</b>	<b>4,340</b>	<b>6,479</b>	<b>1,557</b>	<b>34</b>	<b>16</b>	<b>570</b>	<b>1255</b>	<b>238</b>	<b>6</b>	<b>14,770<sup>2</sup></b>
<b>141 Driving Licence/Insurance Offences</b>	<b>137</b>	<b>2,061</b>	<b>2,520</b>	<b>349</b>	<b>13</b>	<b>10</b>	<b>260</b>	<b>482</b>	<b>65</b>	<b>2</b>	<b>5,899</b>
1411 Driving licence-failure to have, produce, etc.	7	115	155	28	0	2	24	34	7	0	372
1412 Insurance-failure to have, produce, display, etc.	130	1,946	2,365	321	13	8	236	448	58	2	5,527

<b>142 Tax/Registration Offences</b>	<b>3</b>	<b>231</b>	<b>691</b>	<b>213</b>	<b>4</b>	<b>0</b>	<b>39</b>	<b>146</b>	<b>26</b>	<b>2</b>	<b>1,356</b> <sup>2</sup>
1421 No tax, non-display of tax, unregistered vehicle etc.	3	231	689	212	4	0	39	146	26	2	1,353 <sup>2</sup>
1422 Misuse of Trade Licence	0	0	2	1	0	0	0	0	0	0	3
<b>143 Roadworthiness/Regulatory Offences</b>	<b>134</b>	<b>2,022</b>	<b>3,014</b>	<b>788</b>	<b>16</b>	<b>6</b>	<b>271</b>	<b>620</b>	<b>143</b>	<b>2</b>	<b>7,016</b>
1431 Misuse of trailers, weight and other offences	2	67	60	29	1	0	6	13	2	0	180
1432 Obstruction under Road Traffic Acts	1	6	15	4	0	0	1	1	1	0	29
1433 Other road offences	131	1,949	2,939	755	15	6	264	606	140	2	6,807
<b>144 Road Transport/Public Service Vehicles Offences</b>	<b>0</b>	<b>26</b>	<b>254</b>	<b>207</b>	<b>1</b>	<b>0</b>	<b>0</b>	<b>7</b>	<b>4</b>	<b>0</b>	<b>499</b>
1441 Road Transport - carriage of goods offences	0	16	127	131	1	0	0	2	2	0	279
1442 Public Service Vehicle offences	0	10	127	76	0	0	0	5	2	0	220
1443 Light rail offences (Luas)	N/A	N/A	N/A	N/A	N/A	N/A	N/A	N/A	N/A	N/A	N/A
<b>15 Offences against Government, Justice Procedures and Organisation of Crime</b>	<b>84</b>	<b>617</b>	<b>761</b>	<b>173</b>	<b>10</b>	<b>7</b>	<b>75</b>	<b>117</b>	<b>24</b>	<b>0</b>	<b>1,868</b>
<b>151 Offences Against Government and its agents</b>	<b>1</b>	<b>12</b>	<b>23</b>	<b>7</b>	<b>0</b>	<b>0</b>	<b>2</b>	<b>3</b>	<b>0</b>	<b>0</b>	<b>48</b>
1511 Treason	0	0	0	0	0	0	0	0	0	0	0
1512 Breaches of Offences against the State Acts	0	4	9	6	0	0	0	0	0	0	19
1513 Breaches of Official Secrets Act	0	0	0	0	0	0	0	0	0	0	0
1514 Impersonating member of An Garda Síochána	0	0	0	0	0	0	0	0	0	0	0
1515 Electoral offences including personation	0	0	0	0	0	0	0	0	0	0	0
1516 Public mischief-annoying phone calls and wasting police time	1	7	14	0	0	0	2	2	0	0	26
1517 Criminal Assets Bureau offences	0	0	0	1	0	0	0	0	0	0	1
1518 Non compliance with Garda direction	0	1	0	0	0	0	0	1	0	0	2
<b>152 Organisation of Crime and Conspiracy to Commit Crime</b>	<b>0</b>	<b>1</b>	<b>0</b>	<b>0</b>	<b>0</b>	<b>0</b>	<b>0</b>	<b>0</b>	<b>0</b>	<b>0</b>	<b>1</b>
1521 Criminal organisation offences (organised crime)	N/A	N/A	N/A	N/A	N/A	N/A	N/A	N/A	N/A	N/A	N/A
1522 Conspiracy to commit a crime	0	1	0	0	0	0	0	0	0	0	1
<b>153 Perverting the Course of justice</b>	<b>1</b>	<b>14</b>	<b>23</b>	<b>5</b>	<b>0</b>	<b>0</b>	<b>0</b>	<b>0</b>	<b>0</b>	<b>0</b>	<b>43</b>
1531 Perjury	0	0	0	1	0	0	0	0	0	0	1
1532 Interfering with a jury (embracery)	0	0	1	0	0	0	0	0	0	0	1
1533 Assisting offenders	0	0	0	0	0	0	0	0	0	0	0
1534 Public mischief, pervert course of justice, conceal offence	1	14	22	4	0	0	0	0	0	0	41
<b>154 Offences while in Custody and Related offences</b>	<b>5</b>	<b>8</b>	<b>9</b>	<b>0</b>	<b>0</b>	<b>0</b>	<b>0</b>	<b>0</b>	<b>0</b>	<b>0</b>	<b>22</b>
1541 Escape or help to escape from custody	5	8	9	0	0	0	0	0	0	0	22
1542 Prison offences	N/A	N/A	N/A	N/A	N/A	N/A	N/A	N/A	N/A	N/A	N/A

<sup>1</sup> Includes Conviction, Proved and order made without conviction, Probation of Offenders Act

<sup>2</sup> Some values of sex are unavailable, hence columns are not additive.

Table 2.2a Persons convicted<sup>1</sup> of any offences for incidents recorded in 2003, continued

	Male					Female					Total
	Under 18	18-24	25-44	45+	Unavailable	Under 18	18-24	25-44	45+	Unavailable	
<b>155 Breach of Justice/Court Order</b>	<b>77</b>	<b>582</b>	<b>706</b>	<b>161</b>	<b>10</b>	<b>7</b>	<b>73</b>	<b>114</b>	<b>24</b>	<b>0</b>	<b>1,754</b>
1551 Breach of Domestic Violence Order (protection, safety, barring)	0	69	247	116	3	0	1	26	17	0	479
1552 Breach of bail	57	396	361	35	5	6	57	68	6	0	991
1553 Failure to comply under Sex Offenders Act	0	0	0	0	0	0	0	0	0	0	0
1554 Breach of Order under Family Law Act	0	1	0	0	0	0	0	0	0	0	1
1555 Other failure to comply with court order, jury summons, warrant etc.	20	116	98	10	2	1	15	20	1	0	283
<b>16 Offences Not Elsewhere Classified</b>	<b>4</b>	<b>71</b>	<b>210</b>	<b>58</b>	<b>0</b>	<b>3</b>	<b>16</b>	<b>21</b>	<b>7</b>	<b>2</b>	<b>392</b>
<b>161 Importation/Control/Welfare of Animals offences</b>	<b>0</b>	<b>16</b>	<b>77</b>	<b>52</b>	<b>0</b>	<b>0</b>	<b>0</b>	<b>3</b>	<b>6</b>	<b>0</b>	<b>154</b>
1611 Illegal importation of animals	0	0	8	0	0	0	0	0	3	0	11
1612 Control of horses offences	0	1	5	3	0	0	0	0	0	0	9
1613 Dog ownership offences (licence, control etc)	0	8	20	15	0	0	0	3	3	0	49
1614 Offences against animals	0	7	44	34	0	0	0	0	0	0	85
<b>162 Fisheries/Maritime Offences</b>	<b>0</b>	<b>0</b>	<b>9</b>	<b>2</b>	<b>0</b>	<b>0</b>	<b>0</b>	<b>0</b>	<b>0</b>	<b>0</b>	<b>11</b>
1621 Breaches of EU fishing quota and related EU regulation	0	0	9	2	0	0	0	0	0	0	11
1622 Merchant shipping / Maritime safety offences	0	0	0	0	0	0	0	0	0	0	N/A
<b>163 Use of Data, Electronic Counterfeit and Broadcasting</b>	<b>0</b>	<b>1</b>	<b>4</b>	<b>1</b>	<b>0</b>	<b>0</b>	<b>1</b>	<b>0</b>	<b>0</b>	<b>0</b>	<b>7</b>
1631 Unauthorised accessing of data	0	0	0	0	0	0	0	0	0	0	0
1632 Recording, possession or distribution of counterfeit material	0	0	3	1	0	0	0	0	0	0	4
1633 Unauthorised broadcasting and illegal signal reception	0	1	1	0	0	0	1	0	0	0	3
<b>164 Miscellaneous Offences</b>	<b>4</b>	<b>54</b>	<b>120</b>	<b>3</b>	<b>2</b>	<b>3</b>	<b>15</b>	<b>18</b>	<b>1</b>	<b>0</b>	<b>220</b>
1641 Abortion	0	0	0	0	0	0	0	0	0	0	0
1642 Procuring or assisting in abortion	0	0	0	0	0	0	0	0	0	0	0
1643 Concealment of birth	0	0	0	0	0	0	0	0	0	0	0
1644 Destroying / Disposing of a dead body	0	0	0	0	0	0	0	0	0	0	0
1645 Pawnbroking offences	0	0	0	0	0	0	0	0	0	0	0
1646 Offences in connection with rail travel	3	4	1	0	0	0	0	0	0	0	8
1647 Employment permit offences (relating to non-Irish national)	0	0	5	1	0	0	0	0	1	0	7
1648 Immigration offences/carrier liability	1	50	114	2	2	3	15	18	0	0	205

<sup>1</sup> Includes Conviction, Proved and order made without conviction, Probation of Offenders Act





122 Table 2.2b Persons convicted<sup>1</sup> of any offences for incidents recorded in 2004

	Male					Female					Total
	Under 18	18-24	25-44	45+	Unavailable	Under 18	18-24	25-44	45+	Unavailable	
<b>01 Homicide Offences</b>	<b>7</b>	<b>26</b>	<b>24</b>	<b>6</b>	<b>0</b>	<b>0</b>	<b>1</b>	<b>4</b>	<b>1</b>	<b>0</b>	<b>69</b>
<b>011 Murder/Manslaughter/Infanticide</b>	<b>3</b>	<b>12</b>	<b>14</b>	<b>3</b>	<b>0</b>	<b>0</b>	<b>0</b>	<b>0</b>	<b>0</b>	<b>0</b>	<b>32</b>
0111 Murder	1	7	10	2	0	0	0	0	0	0	20
0112 Manslaughter	2	5	4	1	0	0	0	0	0	0	12
0113 Infanticide	0	0	0	0	0	0	0	0	0	0	0
<b>012 Dangerous Driving Leading to Death</b>	<b>4</b>	<b>14</b>	<b>10</b>	<b>3</b>	<b>0</b>	<b>0</b>	<b>1</b>	<b>4</b>	<b>1</b>	<b>0</b>	<b>37</b>
0121 Manslaughter (traffic fatality)	0	0	1	0	0	0	0	0	0	0	1
0122 Dangerous driving causing death	4	14	9	3	0	0	1	4	1	0	36
<b>02 Sexual Offences</b>	<b>8</b>	<b>23</b>	<b>81</b>	<b>127</b>	<b>0</b>	<b>0</b>	<b>0</b>	<b>0</b>	<b>0</b>	<b>0</b>	<b>239</b>
<b>021 Rape and Sexual Assault</b>	<b>8</b>	<b>22</b>	<b>80</b>	<b>106</b>	<b>0</b>	<b>0</b>	<b>0</b>	<b>0</b>	<b>0</b>	<b>0</b>	<b>216</b>
0211 Rape of a male or female	3	10	9	5	0	0	0	0	0	0	27
0212 Defilement of a boy or girl less than 17 years old	0	5	1	2	0	0	0	0	0	0	8
0213 Sexual offence involving mentally impaired person	0	0	0	0	0	0	0	0	0	0	0
0214 Aggravated sexual assault	0	2	0	0	0	0	0	0	0	0	2
0215 Sexual assault (not aggravated)	5	5	70	99	0	0	0	0	0	0	179
<b>022 Other Sexual Offences</b>	<b>0</b>	<b>1</b>	<b>1</b>	<b>21</b>	<b>0</b>	<b>0</b>	<b>0</b>	<b>0</b>	<b>0</b>	<b>0</b>	<b>23</b>
0221 Incest	0	0	0	0	0	0	0	0	0	0	0
0222 Child pornography offences	0	1	1	20	0	0	0	0	0	0	22
0223 Child pornography - obstruction of warrant	0	0	0	0	0	0	0	0	0	0	0
0224 Gross indecency	0	0	0	1	0	0	0	0	0	0	1
<b>03 Attempts/Threats to Murder, Assaults, Harassments and Related offences</b>	<b>237</b>	<b>1,076</b>	<b>987</b>	<b>211</b>	<b>4</b>	<b>48</b>	<b>189</b>	<b>160</b>	<b>39</b>	<b>0</b>	<b>2,951</b>
<b>031 Attempts/Threats to Murder</b>	<b>2</b>	<b>5</b>	<b>5</b>	<b>1</b>	<b>0</b>	<b>1</b>	<b>1</b>	<b>0</b>	<b>0</b>	<b>0</b>	<b>15</b>
0311 Murder-attempt	0	0	0	0	0	0	0	0	0	0	0
0312 Murder-threat	2	5	5	1	0	1	1	0	0	0	15
<b>032 Assaults</b>	<b>234</b>	<b>1,043</b>	<b>929</b>	<b>197</b>	<b>4</b>	<b>47</b>	<b>182</b>	<b>155</b>	<b>33</b>	<b>0</b>	<b>2,824</b>
0321 Assault causing harm	112	494	346	54	2	8	41	40	4	0	1,101
0322 Poisoning	0	0	0	0	0	0	0	0	0	0	0
0323 Assault or obstruction of Garda/official, resisting arrest	6	38	39	7	0	0	5	3	1	0	99
0324 Minor assault	116	511	544	136	2	39	136	112	28	0	1,624
<b>033 Harassment and Related Offences</b>	<b>1</b>	<b>28</b>	<b>53</b>	<b>13</b>	<b>0</b>	<b>0</b>	<b>6</b>	<b>5</b>	<b>6</b>	<b>0</b>	<b>112</b>
0331 Harassment, stalking, threats	1	12	38	8	0	0	3	2	1	0	65

0332 Coercion	0	0	0	0	0	0	0	0	0	0	0
0333 Menacing phone calls	0	16	15	5	0	0	1	3	4	0	44
0334 Incitement to hatred offences	0	0	0	0	0	0	2	0	1	0	3
0335 Demanding payment of debt causing alarm	0	0	0	0	0	0	0	0	0	0	0
<b>04 Dangerous or Negligent Acts</b>	<b>144</b>	<b>2,508</b>	<b>4,858</b>	<b>1,791</b>	<b>24</b>	<b>3</b>	<b>199</b>	<b>567</b>	<b>273</b>	<b>0</b>	<b>10,367</b>
<b>041 Dangerous or Negligent Operation of a Vehicle</b>	<b>141</b>	<b>2,478</b>	<b>4,841</b>	<b>1,788</b>	<b>24</b>	<b>2</b>	<b>196</b>	<b>562</b>	<b>271</b>	<b>0</b>	<b>10,303</b>
0411 Dangerous driving causing serious bodily harm	1	3	6	0	0	0	2	0	0	0	12
0412 Driving/In charge of a vehicle while over legal alcohol limit	35	1,517	3,656	1,447	13	1	126	404	207	0	7,406
0413 Driving/In charge of a vehicle under the influence of drugs	0	11	18	6	0	0	0	0	1	0	36
0414 Dangerous/careless driving and motorway offences	102	821	754	255	4	1	55	104	52	0	2,148
0415 Speeding	3	126	407	80	7	0	13	54	11	0	701
<b>042 Other Dangerous or Negligent Acts</b>	<b>3</b>	<b>30</b>	<b>17</b>	<b>3</b>	<b>0</b>	<b>1</b>	<b>3</b>	<b>5</b>	<b>2</b>	<b>0</b>	<b>64</b>
0421 Endangerment with potential for serious harm/death	3	21	5	1	0	1	0	1	0	0	32
0422 Abandoning a child, child neglect and cruelty	0	0	3	0	0	0	1	4	0	0	8
0423 Unseaworthy/Dangerous use of boat or ship	N/A	N/A	N/A	N/A	N/A	N/A	N/A	N/A	N/A	N/A	N/A
0424 False alarm/Interference with aircraft or air transport facilities	0	0	4	1	0	0	0	0	0	0	5
0425 Endangering traffic offences	0	9	5	1	0	0	2	0	2	0	19
<b>05 Kidnapping and Related Offences</b>	<b>0</b>	<b>8</b>	<b>10</b>	<b>0</b>	<b>0</b>	<b>0</b>	<b>1</b>	<b>5</b>	<b>0</b>	<b>0</b>	<b>24</b>
<b>051 False Imprisonment, Abduction</b>	<b>0</b>	<b>8</b>	<b>10</b>	<b>0</b>	<b>0</b>	<b>0</b>	<b>1</b>	<b>5</b>	<b>0</b>	<b>0</b>	<b>24</b>
0511 False Imprisonment	0	3	10	0	0	0	1	5	0	0	19
0512 Abduction of person under 16 years of age	0	5	0	0	0	0	0	0	0	0	5
<b>06 Robbery, Extortion and highjacking offences</b>	<b>95</b>	<b>210</b>	<b>243</b>	<b>7</b>	<b>0</b>	<b>5</b>	<b>12</b>	<b>8</b>	<b>0</b>	<b>0</b>	<b>580</b>
<b>061 Robbery</b>	<b>90</b>	<b>201</b>	<b>237</b>	<b>7</b>	<b>0</b>	<b>5</b>	<b>12</b>	<b>8</b>	<b>0</b>	<b>0</b>	<b>560</b>
0611 Robbery of an establishment or institution	23	83	169	5	0	0	5	3	0	0	288
0612 Robbery of cash or goods in transit	0	4	2	2	0	0	0	0	0	0	8
0613 Robbery from the person	67	114	66	0	0	5	7	5	0	0	264
<b>062 Extortion offences</b>	<b>0</b>	<b>0</b>	<b>0</b>	<b>0</b>	<b>0</b>	<b>0</b>	<b>0</b>	<b>0</b>	<b>0</b>	<b>0</b>	<b>0</b>
0621 Blackmail or extortion	0	0	0	0	0	0	0	0	0	0	0
<b>063 Hijacking Offences</b>	<b>5</b>	<b>9</b>	<b>6</b>	<b>0</b>	<b>0</b>	<b>0</b>	<b>0</b>	<b>0</b>	<b>0</b>	<b>0</b>	<b>20</b>
0631 Carjacking, highjacking/unlawful seizure of of aircraft/vessel	5	9	6	0	0	0	0	0	0	0	20

<sup>1</sup> Includes Conviction, Proved and order made without conviction, Probation of Offenders Act

Continued . . .

Table 2.2b Persons convicted<sup>1</sup> of any offences for incidents recorded in 2004, continued

	Male					Female					Total
	Under 18	18-24	25-44	45+	Unavailable	Under 18	18-24	25-44	45+	Unavailable	
<b>07 Burglary and Related offences</b>	<b>359</b>	<b>733</b>	<b>791</b>	<b>28</b>	<b>1</b>	<b>15</b>	<b>38</b>	<b>37</b>	<b>2</b>	<b>0</b>	<b>2,004</b>
<b>071 Burglary</b>	<b>359</b>	<b>733</b>	<b>791</b>	<b>28</b>	<b>1</b>	<b>15</b>	<b>38</b>	<b>37</b>	<b>2</b>	<b>0</b>	<b>2,004</b>
0711 Aggravated burglary	5	19	24	0	0	0	0	2	0	0	50
0712 Burglary (not aggravated)	338	676	744	26	1	15	38	33	2	0	1,873
0713 Possession of an article (with intent to burgle, steal, demand)	16	38	23	2	0	0	0	2	0	0	81
<b>08 Theft and Related Offences</b>	<b>887</b>	<b>2,348</b>	<b>2,371</b>	<b>344</b>	<b>13</b>	<b>147</b>	<b>877</b>	<b>1220</b>	<b>227</b>	<b>3</b>	<b>8,437</b>
<b>081 Theft/Taking of Vehicle and Related offences</b>	<b>353</b>	<b>608</b>	<b>226</b>	<b>5</b>	<b>3</b>	<b>8</b>	<b>25</b>	<b>5</b>	<b>2</b>	<b>0</b>	<b>1,235</b>
0811 Theft/Unauthorised taking of vehicle.	297	493	162	5	2	8	22	5	2	0	996
0812 Interfering with vehicle (with intent to steal item or vehicle)	56	115	64	0	1	0	3	0	0	0	239
<b>082 Theft (not vehicle)</b>	<b>489</b>	<b>1,543</b>	<b>1,944</b>	<b>307</b>	<b>10</b>	<b>126</b>	<b>806</b>	<b>1158</b>	<b>220</b>	<b>3</b>	<b>6,606</b>
0821 Theft from person	85	102	79	5	0	14	27	44	5	0	361
0822 Theft from shop	194	775	1,133	229	9	88	671	945	178	3	4,225
0823 Theft from vehicle	89	200	162	4	0	11	1	2	0	0	469
0824 Theft/Unauthorised taking of a pedal cycle	13	11	13	2	0	0	0	0	0	0	39
0826 Theft of, or interference with mail	2	2	4	0	0	0	0	0	0	0	8
0827 Theft of other property	106	453	553	67	1	13	107	167	37	0	1,504
<b>083 Handling Stolen Property</b>	<b>45</b>	<b>197</b>	<b>201</b>	<b>32</b>	<b>0</b>	<b>13</b>	<b>46</b>	<b>57</b>	<b>5</b>	<b>0</b>	<b>596</b>
0831 Handling or possession of stolen property	45	197	201	32	0	13	46	57	5	0	596
<b>09 Fraud, deception and Related Offences</b>	<b>10</b>	<b>220</b>	<b>369</b>	<b>70</b>	<b>1</b>	<b>5</b>	<b>63</b>	<b>154</b>	<b>46</b>	<b>0</b>	<b>938</b>
<b>091 Fraud, Forgery and False Instrument Offences</b>	<b>5</b>	<b>192</b>	<b>341</b>	<b>61</b>	<b>1</b>	<b>5</b>	<b>59</b>	<b>136</b>	<b>42</b>	<b>0</b>	<b>842</b>
0911 Fraud, deception, false pretence offences	1	105	154	23	0	5	32	59	39	0	418
0912 Forging an instrument to defraud	4	81	173	34	1	0	25	65	3	0	386
0913 Possession of an article for use in fraud, deception or extortion	0	6	14	3	0	0	1	3	0	0	27
0914 Falsification of accounts	0	0	0	0	0	0	1	9	0	0	10
0915 Offences under the Companies Act	0	0	0	1	0	0	0	0	0	0	1
0916 Offences under the Investment Intermediaries Act	0	0	0	0	0	0	0	0	0	0	0
0917 Offences under the Stock Exchange Act	0	0	0	0	0	0	0	0	0	0	0
<b>092 Other fraud</b>	<b>0</b>	<b>2</b>	<b>9</b>	<b>2</b>	<b>0</b>	<b>0</b>	<b>0</b>	<b>15</b>	<b>4</b>	<b>0</b>	<b>32</b>
0921 Money laundering	0	1	8	0	0	0	0	12	0	0	21
0922 Embezzlement	0	0	1	1	0	0	0	1	0	0	3

0923 Fraud against the European Union	0	0	0	0	0	0	0	0	0	0	0
0924 Importation/Sale/Supply of tobacco offences	0	1	0	1	0	0	0	2	4	0	8
<b>093 Counterfeiting Currency and Related Offences</b>	<b>5</b>	<b>26</b>	<b>18</b>	<b>3</b>	<b>0</b>	<b>0</b>	<b>4</b>	<b>3</b>	<b>0</b>	<b>0</b>	<b>59</b>
0931 Counterfeiting notes and coins	5	26	18	3	0	0	4	3	0	0	59
<b>094 Corruption</b>	<b>0</b>	<b>0</b>	<b>1</b>	<b>4</b>	<b>0</b>	<b>0</b>	<b>0</b>	<b>0</b>	<b>0</b>	<b>0</b>	<b>5</b>
0941 Corruption (involving public office holder)	0	0	1	4	0	0	0	0	0	0	5
<b>10 Controlled Drug Offences</b>	<b>155</b>	<b>1,692</b>	<b>931</b>	<b>50</b>	<b>0</b>	<b>8</b>	<b>123</b>	<b>85</b>	<b>11</b>	<b>0</b>	<b>3,055</b>
<b>101 Importation / Manufacture of Drugs</b>	<b>0</b>	<b>2</b>	<b>29</b>	<b>4</b>	<b>0</b>	<b>0</b>	<b>1</b>	<b>2</b>	<b>3</b>	<b>0</b>	<b>41</b>
1011 Importation of drugs	0	1	15	1	0	0	1	1	0	0	19
1012 Cultivation or manufacture of drugs	0	1	14	3	0	0	0	1	3	0	22
<b>102 Possession of Drugs</b>	<b>147</b>	<b>1,629</b>	<b>836</b>	<b>35</b>	<b>0</b>	<b>6</b>	<b>106</b>	<b>67</b>	<b>4</b>	<b>0</b>	<b>2,830</b>
1021 Possession of drugs for sale or supply	54	500	346	22	0	5	45	35	3	0	1,010
1022 Possession of drugs for personal use	93	1,129	490	13	0	1	61	32	1	0	1,820
<b>103 Other Drug Offences</b>	<b>8</b>	<b>61</b>	<b>66</b>	<b>11</b>	<b>0</b>	<b>2</b>	<b>16</b>	<b>16</b>	<b>4</b>	<b>0</b>	<b>184</b>
1031 Forged or altered prescription offences	0	6	19	9	0	1	10	10	3	0	58
1032 Obstruction under the Drugs Act	8	55	47	2	0	1	6	6	1	0	126
<b>11 Weapons and Explosives Offences</b>	<b>66</b>	<b>289</b>	<b>238</b>	<b>36</b>	<b>1</b>	<b>1</b>	<b>5</b>	<b>11</b>	<b>3</b>	<b>0</b>	<b>650</b>
<b>111 Explosives, Chemical Weapons Offences</b>	<b>0</b>	<b>3</b>	<b>0</b>	<b>0</b>	<b>0</b>	<b>0</b>	<b>0</b>	<b>0</b>	<b>0</b>	<b>0</b>	<b>3</b>
1111 Causing an explosion	0	0	0	0	0	0	0	0	0	0	0
1112 Making of explosives	0	0	0	0	0	0	0	0	0	0	0
1113 Possession of explosives	0	3	0	0	0	0	0	0	0	0	3
1114 Chemical weapons offences	0	0	0	0	0	0	0	0	0	0	0
<b>112 Firearms Offences</b>	<b>5</b>	<b>46</b>	<b>57</b>	<b>17</b>	<b>0</b>	<b>0</b>	<b>1</b>	<b>0</b>	<b>1</b>	<b>0</b>	<b>127</b>
1121 Discharging a firearm	0	9	9	4	0	0	0	0	0	0	22
1122 Possession of a firearm	5	37	48	13	0	0	1	0	1	0	105
<b>113 Offensive Weapons Offences (NEC)</b>	<b>61</b>	<b>240</b>	<b>181</b>	<b>19</b>	<b>1</b>	<b>1</b>	<b>4</b>	<b>11</b>	<b>2</b>	<b>0</b>	<b>520</b>
1131 Possession of offensive weapons (not firearms)	61	240	181	19	1	1	4	11	2	0	520
<b>114 Fireworks Offences</b>	<b>N/A</b>	<b>N/A</b>	<b>N/A</b>	<b>N/A</b>	<b>N/A</b>	<b>N/A</b>	<b>N/A</b>	<b>N/A</b>	<b>N/A</b>	<b>N/A</b>	<b>N/A</b>
1141 Fireworks Offences (for sale, igniting etc.)	N/A	N/A	N/A	N/A	N/A	N/A	N/A	N/A	N/A	N/A	N/A
<b>12 Damage to Property and to the Environment</b>	<b>316</b>	<b>1,114</b>	<b>692</b>	<b>107</b>	<b>2</b>	<b>13</b>	<b>28</b>	<b>51</b>	<b>9</b>	<b>0</b>	<b>2,332</b>
<b>121 Criminal Damage</b>	<b>315</b>	<b>1,097</b>	<b>678</b>	<b>98</b>	<b>2</b>	<b>12</b>	<b>24</b>	<b>50</b>	<b>9</b>	<b>0</b>	<b>2,285</b>
1211 Arson	16	45	26	6	0	1	0	3	0	0	97
1212 Criminal damage (not arson)	299	1,052	652	92	2	11	24	47	9	0	2,188
<b>122 Environmental Damage</b>	<b>1</b>	<b>17</b>	<b>14</b>	<b>9</b>	<b>0</b>	<b>1</b>	<b>4</b>	<b>1</b>	<b>0</b>	<b>0</b>	<b>47</b>
1221 Litter offences	1	17	14	9	0	1	4	1	0	0	47

<sup>1</sup> Includes Conviction, Proved and order made without conviction, Probation of Offenders Act

Table 2.2b Persons convicted<sup>1</sup> of any offences for incidents recorded in 2004, continued

	Male					Female					Total
	Under 18	18-24	25-44	45+	Unavailable	Under 18	18-24	25-44	45+	Unavailable	
<b>13 Public Order and other Social Code Offences</b>	<b>691</b>	<b>6,774</b>	<b>5,871</b>	<b>1,315</b>	<b>23</b>	<b>55</b>	<b>734</b>	<b>896</b>	<b>238</b>	<b>7</b>	<b>16,604</b>
<b>131 Disorderly Conduct</b>	<b>597</b>	<b>6,443</b>	<b>5,107</b>	<b>943</b>	<b>18</b>	<b>52</b>	<b>610</b>	<b>658</b>	<b>131</b>	<b>3</b>	<b>14,562</b>
1311 Affray/Riot/Violent disorder	11	33	18	1	0	0	4	1	1	0	69
1312 Public order offences	476	4,754	3,549	577	13	48	465	476	82	2	10,442
1313 Drunkenness offences	110	1,655	1,536	363	5	4	141	179	48	1	4,042
1314 Air rage - disruptive or drunken behaviour on aircraft	0	1	4	2	0	0	0	2	0	0	9
<b>132 Trespass Offences</b>	<b>63</b>	<b>164</b>	<b>110</b>	<b>13</b>	<b>2</b>	<b>2</b>	<b>7</b>	<b>7</b>	<b>0</b>	<b>0</b>	<b>368</b>
1321 Forcible entry and occupation (not burglary)	0	4	0	0	0	0	0	0	0	0	4
1322 Trespass on lands or enclosed areas	63	160	110	13	2	2	7	7	0	0	364
<b>133 Liquor Licensing Offences</b>	<b>25</b>	<b>132</b>	<b>505</b>	<b>317</b>	<b>3</b>	<b>0</b>	<b>55</b>	<b>154</b>	<b>96</b>	<b>1</b>	<b>1,288</b>
1331 Liquor licensing offences	25	132	504	315	3	0	55	153	95	1	1,283
1332 Registered clubs offences	0	0	1	2	0	0	0	0	1	0	4
1333 Special restaurant offences	0	0	0	0	0	0	0	1	0	0	1
<b>134 Prostitution Offences</b>	<b>0</b>	<b>2</b>	<b>39</b>	<b>22</b>	<b>0</b>	<b>0</b>	<b>23</b>	<b>32</b>	<b>0</b>	<b>1</b>	<b>119</b>
1341 Brothel keeping	0	0	0	0	0	0	0	0	0	0	0
1342 Organisation of prostitution	0	1	4	1	0	0	1	1	0	0	8
1343 Prostitution, including soliciting etc.	0	1	35	21	0	0	22	31	0	1	111
<b>135 Regulated Betting/Money, Collection/Trading Offences</b>	<b>0</b>	<b>16</b>	<b>25</b>	<b>11</b>	<b>0</b>	<b>1</b>	<b>6</b>	<b>23</b>	<b>9</b>	<b>1</b>	<b>92</b>
1351 Offences under the Betting Acts	0	0	0	0	0	0	0	0	0	0	0
1352 Collecting money without permit, unauthorised collection	0	1	3	1	0	0	0	2	0	0	7
1353 Offences under Gaming and Lotteries Acts	0	0	0	2	0	0	0	0	0	0	2
1354 Permit/License offences for casual/street trading	0	15	22	8	0	1	6	21	9	1	83
<b>136 Social Code Offences (NEC)</b>	<b>6</b>	<b>17</b>	<b>85</b>	<b>9</b>	<b>0</b>	<b>0</b>	<b>33</b>	<b>22</b>	<b>2</b>	<b>1</b>	<b>175</b>
1361 Bestiality	0	0	0	0	0	0	0	0	0	0	0
1362 Indecency	5	4	16	7	0	0	0	0	0	0	32
1363 Allowing a child (under 16 years) to beg	0	0	1	0	0	0	0	2	0	0	3
1364 Bigamy	0	0	0	0	0	0	0	0	0	0	0
1365 Begging	1	13	68	2	0	0	33	20	2	1	140
<b>14 Road and Traffic Offences (NEC)</b>	<b>319</b>	<b>4,981</b>	<b>6,712</b>	<b>1,670</b>	<b>21</b>	<b>16</b>	<b>622</b>	<b>1297</b>	<b>259</b>	<b>3</b>	<b>15,900</b>
<b>141 Driving Licence/Insurance Offences</b>	<b>168</b>	<b>2,219</b>	<b>2,430</b>	<b>397</b>	<b>9</b>	<b>6</b>	<b>222</b>	<b>449</b>	<b>61</b>	<b>0</b>	<b>5,961</b>
1411 Driving licence-failure to have, produce, etc.	8	175	143	39	0	0	13	35	7	0	420
1412 Insurance-failure to have, produce, display, etc.	160	2,044	2,287	358	9	6	209	414	54	0	5,541

<b>142 Tax/Registration Offences</b>	<b>4</b>	<b>262</b>	<b>810</b>	<b>236</b>	<b>2</b>	<b>0</b>	<b>54</b>	<b>175</b>	<b>29</b>	<b>0</b>	<b>1,572</b>
1421 No tax, non-display of tax, unregistered vehicle etc.	4	262	810	236	2	0	54	175	28	0	1,571
1422 Misuse of Trade Licence	0	0	0	0	0	0	0	0	1	0	1
<b>143 Roadworthiness/Regulatory Offences</b>	<b>147</b>	<b>2,475</b>	<b>3,213</b>	<b>799</b>	<b>9</b>	<b>10</b>	<b>338</b>	<b>658</b>	<b>155</b>	<b>3</b>	<b>7,807</b>
1431 Misuse of trailers, weight and other offences	2	95	164	48	0	0	16	31	9	0	365
1432 Obstruction under Road Traffic Acts	0	3	13	3	0	0	1	1	1	2	24
1433 Other road offences	145	2,377	3,036	748	9	10	321	626	145	1	7,418
<b>144 Road Transport/Public Service Vehicles Offences</b>	<b>0</b>	<b>25</b>	<b>259</b>	<b>238</b>	<b>1</b>	<b>0</b>	<b>8</b>	<b>15</b>	<b>14</b>	<b>0</b>	<b>560</b>
1441 Road Transport - carriage of goods offences	0	20	200	193	1	0	3	7	13	0	437
1442 Public Service Vehicle offences	0	5	59	45	0	0	5	8	1	0	123
1443 Light rail offences (Luas)	N/A	N/A	N/A	N/A	N/A	N/A	N/A	N/A	N/A	N/A	N/A
<b>15 Offences against Government, Justice Procedures and Organisation of Crime</b>	<b>62</b>	<b>494</b>	<b>687</b>	<b>162</b>	<b>5</b>	<b>6</b>	<b>65</b>	<b>82</b>	<b>16</b>	<b>0</b>	<b>1,579</b>
<b>151 Offences Against Government and its agents</b>	<b>0</b>	<b>10</b>	<b>21</b>	<b>4</b>	<b>0</b>	<b>0</b>	<b>2</b>	<b>2</b>	<b>0</b>	<b>0</b>	<b>39</b>
1511 Treason	0	0	0	0	0	0	0	0	0	0	0
1512 Breaches of Offences against the State Acts	0	5	9	0	0	0	0	0	0	0	14
1513 Breaches of Official Secrets Act	0	0	0	0	0	0	0	0	0	0	0
1514 Impersonating member of An Garda Síochána	0	0	0	0	0	0	0	0	0	0	0
1515 Electoral offences including personation	0	0	0	1	0	0	0	0	0	0	1
1516 Public mischief-annoying phone calls and wasting police time	0	3	11	2	0	0	2	2	0	0	20
1517 Criminal Assets Bureau offences	0	0	1	1	0	0	0	0	0	0	2
1518 Non compliance with Garda direction	0	2	0	0	0	0	0	0	0	0	2
<b>152 Organisation of Crime and Conspiracy to Commit Crime</b>	<b>0</b>	<b>4</b>	<b>3</b>	<b>2</b>	<b>0</b>	<b>0</b>	<b>0</b>	<b>1</b>	<b>3</b>	<b>0</b>	<b>13</b>
1521 Criminal organisation offences (organised crime)	N/A	N/A	N/A	N/A	N/A	N/A	N/A	N/A	N/A	N/A	N/A
1522 Conspiracy to commit a crime	0	4	3	2	0	0	0	1	3	0	13
<b>153 Perverting the Course of justice</b>	<b>1</b>	<b>16</b>	<b>20</b>	<b>3</b>	<b>0</b>	<b>0</b>	<b>3</b>	<b>9</b>	<b>0</b>	<b>0</b>	<b>52</b>
1531 Perjury	0	1	0	0	0	0	0	0	0	0	1
1532 Interfering with a jury (embracery)	0	0	0	0	0	0	0	0	0	0	0
1533 Assisting offenders	0	0	0	0	0	0	0	0	0	0	0
1534 Public mischief, pervert course of justice, conceal offence	1	15	20	3	0	0	3	9	0	0	51
<b>154 Offences while in Custody and Related offences</b>	<b>10</b>	<b>3</b>	<b>6</b>	<b>2</b>	<b>0</b>	<b>0</b>	<b>0</b>	<b>0</b>	<b>0</b>	<b>0</b>	<b>21</b>
1541 Escape or help to escape from custody	10	3	6	2	0	0	0	0	0	0	21
1542 Prison offences	N/A	N/A	N/A	N/A	N/A	N/A	N/A	N/A	N/A	N/A	N/A

<sup>1</sup> Includes Conviction, Proved and order made without conviction, Probation of Offenders Act

Continued . . .

Table 2.2b Persons convicted<sup>1</sup> of any offences for incidents recorded in 2004, continued

	Male					Female					Total
	Under 18	18-24	25-44	45+	Unavailable	Under 18	18-24	25-44	45+	Unavailable	
<b>155 Breach of Justice/Court Order</b>	<b>51</b>	<b>461</b>	<b>637</b>	<b>151</b>	<b>5</b>	<b>6</b>	<b>60</b>	<b>70</b>	<b>13</b>	<b>0</b>	<b>1,454</b>
1551 Breach of Domestic Violence Order (protection, safety, barring)	1	44	243	108	1	0	5	9	8	0	419
1552 Breach of bail	35	310	286	29	2	2	37	49	4	0	754
1553 Failure to comply under Sex Offenders Act	0	0	0	0	0	0	0	0	0	0	0
1554 Breach of Order under Family Law Act	0	0	2	2	0	0	0	1	0	0	5
1555 Other failure to comply with court order, jury summons, warrant etc.	15	107	106	12	2	4	18	11	1	0	276
<b>16 Offences Not Elsewhere Classified</b>	<b>2</b>	<b>63</b>	<b>143</b>	<b>56</b>	<b>1</b>	<b>0</b>	<b>13</b>	<b>21</b>	<b>7</b>	<b>1</b>	<b>307</b>
<b>161 Importation/Control/Welfare of Animals offences</b>	<b>0</b>	<b>23</b>	<b>56</b>	<b>48</b>	<b>0</b>	<b>0</b>	<b>4</b>	<b>5</b>	<b>2</b>	<b>0</b>	<b>138</b>
1611 Illegal importation of animals	0	0	0	0	0	0	0	0	0	0	0
1612 Control of horses offences	0	7	8	3	0	0	1	0	0	0	19
1613 Dog ownership offences (licence, control etc)	0	13	31	13	0	0	3	5	1	0	66
1614 Offences against animals	0	3	17	32	0	0	0	0	1	0	53
<b>162 Fisheries/Maritime Offences</b>	<b>0</b>	<b>0</b>	<b>3</b>	<b>4</b>	<b>0</b>	<b>0</b>	<b>0</b>	<b>0</b>	<b>0</b>	<b>0</b>	<b>7</b>
1621 Breaches of EU fishing quota and related EU regulation	0	0	3	4	0	0	0	0	0	0	7
1622 Merchant shipping / Maritime safety offences	0	0	0	0	0	0	0	0	0	0	N/A
<b>163 Use of Data, Electronic Counterfeit and Broadcasting</b>	<b>0</b>	<b>6</b>	<b>8</b>	<b>1</b>	<b>0</b>	<b>0</b>	<b>0</b>	<b>3</b>	<b>1</b>	<b>0</b>	<b>19</b>
1631 Unauthorised accessing of data	0	0	0	0	0	0	0	0	0	0	0
1632 Recording, possession or distribution of counterfeit material	0	3	7	0	0	0	0	2	1	0	13
1633 Unauthorised broadcasting and illegal signal reception	0	3	1	1	0	0	0	1	0	0	6
<b>164 Miscellaneous Offences</b>	<b>2</b>	<b>34</b>	<b>76</b>	<b>3</b>	<b>1</b>	<b>0</b>	<b>9</b>	<b>13</b>	<b>4</b>	<b>1</b>	<b>143</b>
1641 Abortion	0	0	0	0	0	0	0	0	0	0	0
1642 Procuring or assisting in abortion	0	0	0	0	0	0	0	0	0	0	0
1643 Concealment of birth	0	0	0	0	0	0	0	0	0	0	0
1644 Destroying / Disposing of a dead body	0	0	0	0	0	0	0	0	0	0	0
1645 Pawnbroking offences	0	0	0	0	0	0	0	0	0	0	0
1646 Offences in connection with rail travel	2	3	11	1	0	0	0	0	0	0	17
1647 Employment permit offences (relating to non-Irish national)	0	3	13	1	0	0	1	3	1	0	22
1648 Immigration offences/carrier liability	0	28	52	1	1	0	8	10	3	1	104

<sup>1</sup> Includes Conviction, Proved and order made without conviction, Probation of Offenders Act





130 Table 2.2c Persons convicted<sup>1</sup> of any offences for incidents recorded in 2005

	Male					Female					Total
	Under 18	18-24	25-44	45+	Unavailable	Under 18	18-24	25-44	45+	Unavailable	
<b>01 Homicide Offences</b>	<b>7</b>	<b>18</b>	<b>17</b>	<b>6</b>	<b>0</b>	<b>0</b>	<b>1</b>	<b>0</b>	<b>1</b>	<b>0</b>	<b>50</b>
<b>011 Murder/Manslaughter/Infanticide</b>	<b>4</b>	<b>8</b>	<b>7</b>	<b>2</b>	<b>0</b>	<b>0</b>	<b>1</b>	<b>0</b>	<b>0</b>	<b>0</b>	<b>22</b>
0111 Murder	0	7	5	2	0	0	1	0	0	0	15
0112 Manslaughter	4	1	2	0	0	0	0	0	0	0	7
0113 Infanticide	0	0	0	0	0	0	0	0	0	0	0
<b>012 Dangerous Driving Leading to Death</b>	<b>3</b>	<b>10</b>	<b>10</b>	<b>4</b>	<b>0</b>	<b>0</b>	<b>0</b>	<b>0</b>	<b>1</b>	<b>0</b>	<b>28</b>
0121 Manslaughter (traffic fatality)	0	0	0	0	0	0	0	0	0	0	0
0122 Dangerous driving causing death	3	10	10	4	0	0	0	0	1	0	28
<b>02 Sexual Offences</b>	<b>2</b>	<b>20</b>	<b>56</b>	<b>76</b>	<b>0</b>	<b>0</b>	<b>0</b>	<b>1</b>	<b>1</b>	<b>0</b>	<b>156</b>
<b>021 Rape and Sexual Assault</b>	<b>2</b>	<b>19</b>	<b>54</b>	<b>74</b>	<b>0</b>	<b>0</b>	<b>0</b>	<b>1</b>	<b>1</b>	<b>0</b>	<b>151</b>
0211 Rape of a male or female	2	5	6	0	0	0	0	0	0	0	13
0212 Defilement of a boy or girl less than 17 years old	0	2	2	0	0	0	0	0	0	0	4
0213 Sexual offence involving mentally impaired person	0	0	0	1	0	0	0	0	0	0	1
0214 Aggravated sexual assault	0	1	1	0	0	0	0	0	0	0	2
0215 Sexual assault (not aggravated)	0	11	45	73	0	0	0	1	1	0	131
<b>022 Other Sexual Offences</b>	<b>0</b>	<b>1</b>	<b>2</b>	<b>2</b>	<b>0</b>	<b>0</b>	<b>0</b>	<b>0</b>	<b>0</b>	<b>0</b>	<b>5</b>
0221 Incest	0	0	0	0	0	0	0	0	0	0	0
0222 Child pornography offences	0	1	2	2	0	0	0	0	0	0	5
0223 Child pornography - obstruction of warrant	0	0	0	0	0	0	0	0	0	0	0
0224 Gross indecency	0	0	0	0	0	0	0	0	0	0	0
<b>03 Attempts/Threats to Murder, Assaults, Harassments and Related offences</b>	<b>183</b>	<b>957</b>	<b>837</b>	<b>199</b>	<b>7</b>	<b>39</b>	<b>147</b>	<b>148</b>	<b>30</b>	<b>2</b>	<b>2,549</b>
<b>031 Attempts/Threats to Murder</b>	<b>1</b>	<b>9</b>	<b>18</b>	<b>1</b>	<b>0</b>	<b>0</b>	<b>0</b>	<b>0</b>	<b>0</b>	<b>0</b>	<b>29</b>
0311 Murder-attempt	0	1	1	0	0	0	0	0	0	0	2
0312 Murder-threat	1	8	17	1	0	0	0	0	0	0	27
<b>032 Assaults</b>	<b>180</b>	<b>925</b>	<b>784</b>	<b>186</b>	<b>7</b>	<b>39</b>	<b>146</b>	<b>140</b>	<b>24</b>	<b>2</b>	<b>2,433</b>
0321 Assault causing harm	89	435	307	50	3	19	31	27	3	1	965
0322 Poisoning	0	0	0	0	0	0	0	0	0	0	0
0323 Assault or obstruction of Garda/official, resisting arrest	12	25	26	3	0	1	6	6	2	0	81
0324 Minor assault	79	465	451	133	4	19	109	107	19	1	1,387
<b>033 Harassment and Related Offences</b>	<b>2</b>	<b>23</b>	<b>35</b>	<b>12</b>	<b>0</b>	<b>0</b>	<b>1</b>	<b>8</b>	<b>6</b>	<b>0</b>	<b>87</b>
0331 Harassment, stalking, threats	1	10	27	5	0	0	0	6	5	0	54

0332 Coercion	0	0	0	0	0	0	0	0	0	0	0	0
0333 Menacing phone calls	0	13	8	6	0	0	1	1	1	0	0	30
0334 Incitement to hatred offences	1	0	0	1	0	0	0	1	0	0	0	3
0335 Demanding payment of debt causing alarm	0	0	0	0	0	0	0	0	0	0	0	0
<b>04 Dangerous or Negligent Acts</b>	<b>141</b>	<b>3,236</b>	<b>5,776</b>	<b>2,022</b>	<b>16</b>	<b>4</b>	<b>265</b>	<b>715</b>	<b>277</b>	<b>2</b>	<b>12,454</b>	
<b>041 Dangerous or Negligent Operation of a Vehicle</b>	<b>130</b>	<b>3,212</b>	<b>5,753</b>	<b>2,018</b>	<b>16</b>	<b>4</b>	<b>265</b>	<b>708</b>	<b>277</b>	<b>2</b>	<b>12,385</b>	
0411 Dangerous driving causing serious bodily harm	0	7	1	0	0	0	1	0	0	0	9	
0412 Driving/In charge of a vehicle while over legal alcohol limit	44	1,940	4,168	1,568	8	2	149	497	201	1	8,578	
0413 Driving/In charge of a vehicle under the influence of drugs	2	34	11	2	0	0	1	1	0	0	51	
0414 Dangerous/careless driving and motorway offences	80	962	855	264	3	2	84	123	52	1	2,426	
0415 Speeding	4	269	718	184	5	0	30	87	24	0	1,321	
<b>042 Other Dangerous or Negligent Acts</b>	<b>11</b>	<b>24</b>	<b>23</b>	<b>4</b>	<b>0</b>	<b>0</b>	<b>0</b>	<b>7</b>	<b>0</b>	<b>0</b>	<b>69</b>	
0421 Endangerment with potential for serious harm/death	6	14	5	2	0	0	0	0	0	0	27	
0422 Abandoning a child, child neglect and cruelty	0	0	6	0	0	0	0	6	0	0	12	
0423 Unseaworthy/Dangerous use of boat or ship	N/A	N/A	N/A	N/A	N/A	N/A	N/A	N/A	N/A	N/A	N/A	
0424 False alarm/Interference with aircraft or air transport facilities	0	0	2	0	0	0	0	0	0	0	2	
0425 Endangering traffic offences	5	10	10	2	0	0	0	1	0	0	28	
<b>05 Kidnapping and Related Offences</b>	<b>1</b>	<b>2</b>	<b>5</b>	<b>0</b>	<b>0</b>	<b>0</b>	<b>0</b>	<b>0</b>	<b>0</b>	<b>0</b>	<b>8</b>	
<b>051 False Imprisonment, Abduction</b>	<b>1</b>	<b>2</b>	<b>5</b>	<b>0</b>	<b>0</b>	<b>0</b>	<b>0</b>	<b>0</b>	<b>0</b>	<b>0</b>	<b>8</b>	
0511 False Imprisonment	1	2	4	0	0	0	0	0	0	0	7	
0512 Abduction of person under 16 years of age	0	0	1	0	0	0	0	0	0	0	1	
<b>06 Robbery, Extortion and highjacking offences</b>	<b>79</b>	<b>170</b>	<b>187</b>	<b>5</b>	<b>3</b>	<b>4</b>	<b>14</b>	<b>12</b>	<b>0</b>	<b>0</b>	<b>474</b>	
<b>061 Robbery</b>	<b>77</b>	<b>163</b>	<b>179</b>	<b>5</b>	<b>3</b>	<b>4</b>	<b>14</b>	<b>12</b>	<b>0</b>	<b>0</b>	<b>457</b>	
0611 Robbery of an establishment or institution	16	80	120	4	3	1	6	6	0	0	236	
0612 Robbery of cash or goods in transit	0	1	4	0	0	0	0	1	0	0	6	
0613 Robbery from the person	61	82	55	1	0	3	8	5	0	0	215	
<b>062 Extortion offences</b>	<b>0</b>	<b>1</b>	<b>1</b>	<b>0</b>	<b>0</b>	<b>0</b>	<b>0</b>	<b>0</b>	<b>0</b>	<b>0</b>	<b>2</b>	
0621 Blackmail or extortion	0	1	1	0	0	0	0	0	0	0	2	
<b>063 Hijacking Offences</b>	<b>2</b>	<b>6</b>	<b>7</b>	<b>0</b>	<b>0</b>	<b>0</b>	<b>0</b>	<b>0</b>	<b>0</b>	<b>0</b>	<b>15</b>	
0631 Carjacking, highjacking/unlawful seizure of of aircraft/vessel	2	6	7	0	0	0	0	0	0	0	15	

<sup>1</sup> Includes Conviction, Proved and order made without conviction, Probation of Offenders Act

Table 2.2c Persons convicted<sup>1</sup> of any offences for incidents recorded in 2005, continued

	Male					Female					Total
	Under 18	18-24	25-44	45+	Unavailable	Under 18	18-24	25-44	45+	Unavailable	
<b>07 Burglary and Related offences</b>	<b>320</b>	<b>733</b>	<b>760</b>	<b>34</b>	<b>0</b>	<b>10</b>	<b>46</b>	<b>31</b>	<b>4</b>	<b>0</b>	<b>1,938</b>
<b>071 Burglary</b>	<b>320</b>	<b>733</b>	<b>760</b>	<b>34</b>	<b>0</b>	<b>10</b>	<b>46</b>	<b>31</b>	<b>4</b>	<b>0</b>	<b>1,938</b>
0711 Aggravated burglary	5	18	17	1	0	0	0	1	0	0	42
0712 Burglary (not aggravated)	311	689	715	33	0	10	46	30	4	0	1,838
0713 Possession of an article (with intent to burgle, steal, demand)	4	26	28	0	0	0	0	0	0	0	58
<b>08 Theft and Related Offences</b>	<b>705</b>	<b>2,436</b>	<b>2,665</b>	<b>413</b>	<b>15</b>	<b>75</b>	<b>811</b>	<b>1,290</b>	<b>225</b>	<b>5</b>	<b>8,640</b>
<b>081 Theft/Taking of Vehicle and Related offences</b>	<b>278</b>	<b>575</b>	<b>189</b>	<b>4</b>	<b>2</b>	<b>1</b>	<b>9</b>	<b>4</b>	<b>0</b>	<b>0</b>	<b>1,062</b>
0811 Theft/Unauthorised taking of vehicle.	214	442	140	3	1	1	7	2	0	0	810
0812 Interfering with vehicle (with intent to steal item or vehicle)	64	133	49	1	1	0	2	2	0	0	252
<b>082 Theft (not vehicle)</b>	<b>407</b>	<b>1,699</b>	<b>2,288</b>	<b>387</b>	<b>12</b>	<b>70</b>	<b>766</b>	<b>1,238</b>	<b>218</b>	<b>5</b>	<b>7,090</b>
0821 Theft from person	31	100	82	15	0	5	23	60	9	0	325
0822 Theft from shop	166	982	1,413	267	6	48	642	929	177	5	4,635
0823 Theft from vehicle	88	156	114	4	0	2	8	5	1	0	378
0824 Theft/Unauthorised taking of a pedal cycle	20	13	12	0	0	0	2	0	0	0	47
0826 Theft of, or interference with mail	0	3	13	0	0	0	0	0	0	0	16
0827 Theft of other property	102	445	654	101	6	15	91	244	31	0	1,689
<b>083 Handling Stolen Property</b>	<b>20</b>	<b>162</b>	<b>188</b>	<b>22</b>	<b>1</b>	<b>4</b>	<b>36</b>	<b>48</b>	<b>7</b>	<b>0</b>	<b>488</b>
0831 Handling or possession of stolen property	20	162	188	22	1	4	36	48	7	0	488
<b>09 Fraud, deception and Related Offences</b>	<b>18</b>	<b>162</b>	<b>314</b>	<b>79</b>	<b>2</b>	<b>2</b>	<b>39</b>	<b>119</b>	<b>17</b>	<b>0</b>	<b>752</b>
<b>091 Fraud, Forgery and False Instrument Offences</b>	<b>17</b>	<b>146</b>	<b>310</b>	<b>75</b>	<b>2</b>	<b>2</b>	<b>36</b>	<b>114</b>	<b>16</b>	<b>0</b>	<b>718</b>
0911 Fraud, deception, false pretence offences	8	70	93	38	0	2	21	45	6	0	283
0912 Forging an instrument to defraud	9	71	198	34	2	0	13	66	9	0	402
0913 Possession of an article for use in fraud, deception or extortion	0	5	19	2	0	0	2	3	1	0	32
0914 Falsification of accounts	0	0	0	0	0	0	0	0	0	0	0
0915 Offences under the Companies Act	0	0	0	1	0	0	0	0	0	0	1
0916 Offences under the Investment Intermediaries Act	0	0	0	0	0	0	0	0	0	0	0
0917 Offences under the Stock Exchange Act	0	0	0	0	0	0	0	0	0	0	0
<b>092 Other fraud</b>	<b>0</b>	<b>2</b>	<b>1</b>	<b>2</b>	<b>0</b>	<b>0</b>	<b>0</b>	<b>5</b>	<b>1</b>	<b>0</b>	<b>11</b>
0921 Money laundering	0	0	1	0	0	0	0	1	0	0	2
0922 Embezzlement	0	0	0	1	0	0	0	1	0	0	2

0923 Fraud against the European Union	0	0	0	0	0	0	0	0	0	0	0
0924 Importation/Sale/Supply of tobacco offences	0	2	0	1	0	0	0	3	1	0	7
<b>093 Counterfeiting Currency and Related Offences</b>	<b>1</b>	<b>14</b>	<b>3</b>	<b>1</b>	<b>0</b>	<b>0</b>	<b>3</b>	<b>0</b>	<b>0</b>	<b>0</b>	<b>22</b>
0931 Counterfeiting notes and coins	1	14	3	1	0	0	3	0	0	0	22
<b>094 Corruption</b>	<b>0</b>	<b>0</b>	<b>0</b>	<b>1</b>	<b>0</b>	<b>0</b>	<b>0</b>	<b>0</b>	<b>0</b>	<b>0</b>	<b>1</b>
0941 Corruption (involving public office holder)	0	0	0	1	0	0	0	0	0	0	1
<b>10 Controlled Drug Offences</b>	<b>186</b>	<b>2,262</b>	<b>1,238</b>	<b>61</b>	<b>0</b>	<b>6</b>	<b>153</b>	<b>99</b>	<b>12</b>	<b>0</b>	<b>4,017</b>
<b>101 Importation / Manufacture of Drugs</b>	<b>0</b>	<b>6</b>	<b>16</b>	<b>7</b>	<b>0</b>	<b>0</b>	<b>0</b>	<b>3</b>	<b>1</b>	<b>0</b>	<b>33</b>
1011 Importation of drugs	0	4	11	3	0	0	0	3	0	0	21
1012 Cultivation or manufacture of drugs	0	2	5	4	0	0	0	0	1	0	12
<b>102 Possession of Drugs</b>	<b>176</b>	<b>2,183</b>	<b>1,141</b>	<b>43</b>	<b>0</b>	<b>6</b>	<b>149</b>	<b>87</b>	<b>11</b>	<b>0</b>	<b>3,796</b>
1021 Possession of drugs for sale or supply	58	509	447	19	0	1	40	36	5	0	1,115
1022 Possession of drugs for personal use	118	1,674	694	24	0	5	109	51	6	0	2,681
<b>103 Other Drug Offences</b>	<b>10</b>	<b>73</b>	<b>81</b>	<b>11</b>	<b>0</b>	<b>0</b>	<b>4</b>	<b>9</b>	<b>0</b>	<b>0</b>	<b>188</b>
1031 Forged or altered prescription offences	0	12	21	9	0	0	2	6	0	0	50
1032 Obstruction under the Drugs Act	10	61	60	2	0	0	2	3	0	0	138
<b>11 Weapons and Explosives Offences</b>	<b>61</b>	<b>297</b>	<b>276</b>	<b>45</b>	<b>1</b>	<b>1</b>	<b>16</b>	<b>10</b>	<b>0</b>	<b>0</b>	<b>707</b>
<b>111 Explosives, Chemical Weapons Offences</b>	<b>0</b>	<b>2</b>	<b>2</b>	<b>0</b>	<b>0</b>	<b>0</b>	<b>0</b>	<b>1</b>	<b>0</b>	<b>0</b>	<b>5</b>
1111 Causing an explosion	0	0	0	0	0	0	0	0	0	0	0
1112 Making of explosives	0	0	1	0	0	0	0	0	0	0	1
1113 Possession of explosives	0	2	1	0	0	0	0	1	0	0	4
1114 Chemical weapons offences	0	0	0	0	0	0	0	0	0	0	
<b>112 Firearms Offences</b>	<b>2</b>	<b>43</b>	<b>56</b>	<b>20</b>	<b>1</b>	<b>0</b>	<b>3</b>	<b>1</b>	<b>0</b>	<b>0</b>	<b>126</b>
1121 Discharging a firearm	0	9	13	5	0	0	0	0	0	0	27
1122 Possession of a firearm	2	34	43	15	1	0	3	1	0	0	99
<b>113 Offensive Weapons Offences (NEC)</b>	<b>59</b>	<b>252</b>	<b>218</b>	<b>25</b>	<b>0</b>	<b>1</b>	<b>13</b>	<b>8</b>	<b>0</b>	<b>0</b>	<b>576</b>
1131 Possession of offensive weapons (not firearms)	59	252	218	25	0	1	13	8	0	0	576
<b>114 Fireworks Offences</b>	<b>N/A</b>	<b>N/A</b>	<b>N/A</b>	<b>N/A</b>	<b>N/A</b>	<b>N/A</b>	<b>N/A</b>	<b>N/A</b>	<b>N/A</b>	<b>N/A</b>	<b>N/A</b>
1141 Fireworks Offences (for sale, igniting etc.)	N/A	N/A	N/A	N/A	N/A	N/A	N/A	N/A	N/A	N/A	N/A
<b>12 Damage to Property and to the Environment</b>	<b>286</b>	<b>1,073</b>	<b>669</b>	<b>103</b>	<b>5</b>	<b>14</b>	<b>48</b>	<b>53</b>	<b>13</b>	<b>0</b>	<b>2,264</b>
<b>121 Criminal Damage</b>	<b>286</b>	<b>1,071</b>	<b>656</b>	<b>92</b>	<b>5</b>	<b>14</b>	<b>47</b>	<b>51</b>	<b>13</b>	<b>0</b>	<b>2,235</b>
1211 Arson	15	34	17	3	0	0	1	0	0	0	70
1212 Criminal damage (not arson)	271	1,037	639	89	5	14	46	51	13	0	2,165
<b>122 Environmental Damage</b>	<b>0</b>	<b>2</b>	<b>13</b>	<b>11</b>	<b>0</b>	<b>0</b>	<b>1</b>	<b>2</b>	<b>0</b>	<b>0</b>	<b>29</b>
1221 Litter offences	0	2	13	11	0	0	1	2	0	0	29

<sup>1</sup> Includes Conviction, Proved and order made without conviction, Probation of Offenders Act

Table 2.2c Persons convicted<sup>1</sup> of any offences for incidents recorded in 2005, continued

	Male					Female					Total
	Under 18	18-24	25-44	45+	Unavailable	Under 18	18-24	25-44	45+	Unavailable	
<b>13 Public Order and other Social Code Offences</b>	<b>657</b>	<b>7,537</b>	<b>6,328</b>	<b>1,488</b>	<b>22</b>	<b>82</b>	<b>736</b>	<b>867</b>	<b>259</b>	<b>4</b>	<b>17,980</b>
<b>131 Disorderly Conduct</b>	<b>581</b>	<b>7,122</b>	<b>5,542</b>	<b>1,120</b>	<b>16</b>	<b>72</b>	<b>603</b>	<b>629</b>	<b>168</b>	<b>0</b>	<b>15,853</b>
1311 Affray/Riot/Violent disorder	5	18	18	2	1	0	5	1	0	0	50
1312 Public order offences	468	5,289	3,882	669	11	58	461	455	113	0	11,406
1313 Drunkenness offences	108	1,811	1,637	448	4	14	137	173	54	0	4,386
1314 Air rage - disruptive or drunken behaviour on aircraft	0	4	5	1	0	0	0	0	1	0	11
<b>132 Trespass Offences</b>	<b>53</b>	<b>192</b>	<b>115</b>	<b>16</b>	<b>0</b>	<b>5</b>	<b>16</b>	<b>9</b>	<b>6</b>	<b>0</b>	<b>412</b>
1321 Forcible entry and occupation (not burglary)	0	0	0	0	0	0	0	0	0	0	0
1322 Trespass on lands or enclosed areas	53	192	115	16	0	5	16	9	6	0	412
<b>133 Liquor Licensing Offences</b>	<b>18</b>	<b>160</b>	<b>479</b>	<b>326</b>	<b>6</b>	<b>1</b>	<b>48</b>	<b>143</b>	<b>79</b>	<b>1</b>	<b>1,261</b>
1331 Liquor licensing offences	18	160	475	326	6	1	48	143	78	1	1,256
1332 Registered clubs offences	0	0	4	0	0	0	0	0	1	0	5
1333 Special restaurant offences	0	0	0	0	0	0	0	0	0	0	0
<b>134 Prostitution Offences</b>	<b>0</b>	<b>1</b>	<b>8</b>	<b>1</b>	<b>0</b>	<b>0</b>	<b>6</b>	<b>11</b>	<b>0</b>	<b>0</b>	<b>27</b>
1341 Brothel keeping	0	0	0	0	0	0	0	1	0	0	1
1342 Organisation of prostitution	0	0	1	0	0	0	4	2	0	0	7
1343 Prostitution, including soliciting etc.	0	1	7	1	0	0	2	8	0	0	19
<b>135 Regulated Betting/Money, Collection/Trading Offences</b>	<b>2</b>	<b>19</b>	<b>60</b>	<b>7</b>	<b>0</b>	<b>3</b>	<b>19</b>	<b>43</b>	<b>5</b>	<b>3</b>	<b>161</b>
1351 Offences under the Betting Acts	0	0	1	0	0	0	0	0	0	0	1
1352 Collecting money without permit, unauthorised collection	1	0	3	2	0	0	0	0	0	0	6
1353 Offences under Gaming and Lotteries Acts	0	0	1	0	0	0	0	0	0	0	1
1354 Permit/License offences for casual/street trading	1	19	55	5	0	3	19	43	5	3	153
<b>136 Social Code Offences (NEC)</b>	<b>3</b>	<b>43</b>	<b>124</b>	<b>18</b>	<b>0</b>	<b>1</b>	<b>44</b>	<b>32</b>	<b>1</b>	<b>0</b>	<b>266</b>
1361 Bestiality	0	0	0	0	0	0	0	0	0	0	0
1362 Indecency	1	6	13	5	0	0	0	0	0	0	25
1363 Allowing a child (under 16 years) to beg	0	0	0	0	0	0	0	1	0	0	1
1364 Bigamy	0	0	0	1	0	0	0	0	0	0	1
1365 Begging	2	37	111	12	0	1	44	31	1	0	239
<b>14 Road and Traffic Offences (NEC)</b>	<b>328</b>	<b>6,400</b>	<b>7,462</b>	<b>1,989</b>	<b>38</b>	<b>8</b>	<b>833</b>	<b>1256</b>	<b>309</b>	<b>4</b>	<b>18,627</b>
<b>141 Driving Licence/Insurance Offences</b>	<b>128</b>	<b>2,548</b>	<b>2,703</b>	<b>420</b>	<b>12</b>	<b>2</b>	<b>269</b>	<b>443</b>	<b>69</b>	<b>3</b>	<b>6,597</b>
1411 Driving licence-failure to have, produce, etc.	8	252	169	25	0	0	33	30	11	0	528
1412 Insurance-failure to have, produce, display, etc.	120	2,296	2,534	395	12	2	236	413	58	3	6,069

<b>142 Tax/Registration Offences</b>	<b>9</b>	<b>385</b>	<b>860</b>	<b>309</b>	<b>2</b>	<b>0</b>	<b>71</b>	<b>158</b>	<b>39</b>	<b>0</b>	<b>1,833</b>
1421 No tax, non-display of tax, unregistered vehicle etc.	9	384	860	309	2	0	71	158	39	0	1,832
1422 Misuse of Trade Licence	0	1	0	0	0	0	0	0	0	0	1
<b>143 Roadworthiness/Regulatory Offences</b>	<b>187</b>	<b>3,428</b>	<b>3,513</b>	<b>901</b>	<b>18</b>	<b>6</b>	<b>486</b>	<b>647</b>	<b>190</b>	<b>1</b>	<b>9,377</b>
1431 Misuse of trailers, weight and other offences	6	205	162	77	1	1	14	30	11	0	507
1432 Obstruction under Road Traffic Acts	1	15	11	4	0	0	0	2	0	0	33
1433 Other road offences	180	3,208	3,340	820	17	5	472	615	179	1	8,837
<b>144 Road Transport/Public Service Vehicles Offences</b>	<b>4</b>	<b>39</b>	<b>386</b>	<b>359</b>	<b>6</b>	<b>0</b>	<b>7</b>	<b>8</b>	<b>11</b>	<b>0</b>	<b>820</b>
1441 Road Transport - carriage of goods offences	3	29	322	292	6	0	3	2	11	0	668
1442 Public Service Vehicle offences	1	10	64	67	0	0	4	6	0	0	152
1443 Light rail offences (Luas)	N/A	N/A	N/A	N/A	N/A	N/A	N/A	N/A	N/A	N/A	N/A
<b>15 Offences against Government, Justice Procedures and Organisation of Crime</b>	<b>59</b>	<b>552</b>	<b>683</b>	<b>138</b>	<b>1</b>	<b>15</b>	<b>63</b>	<b>92</b>	<b>19</b>	<b>0</b>	<b>1,622</b>
<b>151 Offences Against Government and its agents</b>	<b>0</b>	<b>12</b>	<b>13</b>	<b>2</b>	<b>0</b>	<b>1</b>	<b>1</b>	<b>1</b>	<b>1</b>	<b>0</b>	<b>31</b>
1511 Treason	0	0	0	0	0	0	0	0	0	0	0
1512 Breaches of Offences against the State Acts	0	2	4	1	0	0	0	0	0	0	7
1513 Breaches of Official Secrets Act	0	0	0	0	0	0	0	0	0	0	0
1514 Impersonating member of An Garda Síochána	0	3	0	0	0	0	0	0	0	0	3
1515 Electoral offences including personation	0	0	0	1	0	0	0	0	0	0	1
1516 Public mischief-annoying phone calls and wasting police time	0	7	7	0	0	1	1	1	1	0	18
1517 Criminal Assets Bureau offences	0	0	2	0	0	0	0	0	0	0	2
1518 Non compliance with Garda direction	0	0	0	0	0	0	0	0	0	0	0
<b>152 Organisation of Crime and Conspiracy to Commit Crime</b>	<b>0</b>	<b>0</b>	<b>0</b>	<b>0</b>	<b>0</b>	<b>0</b>	<b>0</b>	<b>0</b>	<b>0</b>	<b>0</b>	<b>0</b>
1521 Criminal organisation offences (organised crime)	N/A	N/A	N/A	N/A	N/A	N/A	N/A	N/A	N/A	N/A	N/A
1522 Conspiracy to commit a crime	0	0	0	0	0	0	0	0	0	0	0
<b>153 Perverting the Course of justice</b>	<b>0</b>	<b>11</b>	<b>15</b>	<b>2</b>	<b>0</b>	<b>1</b>	<b>1</b>	<b>3</b>	<b>0</b>	<b>0</b>	<b>33</b>
1531 Perjury	0	0	0	0	0	0	0	0	0	0	0
1532 Interfering with a jury (embracery)	0	0	0	0	0	0	0	0	0	0	0
1533 Assisting offenders	0	0	0	0	0	0	0	0	0	0	0
1534 Public mischief, pervert course of justice, conceal offence	0	11	15	2	0	1	1	3	0	0	33
<b>154 Offences while in Custody and Related offences</b>	<b>3</b>	<b>7</b>	<b>10</b>	<b>0</b>	<b>0</b>	<b>0</b>	<b>1</b>	<b>1</b>	<b>0</b>	<b>0</b>	<b>22</b>
1541 Escape or help to escape from custody	3	7	10	0	0	0	1	1	0	0	22
1542 Prison offences	N/A	N/A	N/A	N/A	N/A	N/A	N/A	N/A	N/A	N/A	N/A

<sup>1</sup> Includes Conviction, Proved and order made without conviction, Probation of Offenders Act

Continued . . .

Table 2.2c Persons convicted<sup>1</sup> of any offences for incidents recorded in 2005, continued

	Male					Female					Total
	Under 18	18-24	25-44	45+	Unavailable	Under 18	18-24	25-44	45+	Unavailable	
<b>155 Breach of Justice/Court Order</b>	<b>56</b>	<b>522</b>	<b>645</b>	<b>134</b>	<b>1</b>	<b>13</b>	<b>60</b>	<b>87</b>	<b>18</b>	<b>0</b>	<b>1,536</b>
1551 Breach of Domestic Violence Order (protection, safety, barring)	0	48	183	70	0	0	0	11	10	0	322
1552 Breach of bail	41	297	315	38	1	9	41	44	6	0	792
1553 Failure to comply under Sex Offenders Act	0	1	1	2	0	0	0	0	0	0	4
1554 Breach of Order under Family Law Act	0	2	3	2	0	0	0	1	0	0	8
1555 Other failure to comply with court order, jury summons, warrant etc.	15	174	143	22	0	4	19	31	2	0	410
<b>16 Offences Not Elsewhere Classified</b>	<b>4</b>	<b>65</b>	<b>135</b>	<b>48</b>	<b>2</b>	<b>0</b>	<b>8</b>	<b>21</b>	<b>4</b>	<b>2</b>	<b>289</b>
<b>161 Importation/Control/Welfare of Animals offences</b>	<b>1</b>	<b>25</b>	<b>47</b>	<b>34</b>	<b>0</b>	<b>0</b>	<b>3</b>	<b>5</b>	<b>3</b>	<b>0</b>	<b>118</b>
1611 Illegal importation of animals	0	0	0	0	0	0	0	0	0	0	0
1612 Control of horses offences	1	9	2	2	0	0	0	0	0	0	14
1613 Dog ownership offences (licence, control etc)	0	14	18	13	0	0	3	4	3	0	55
1614 Offences against animals	0	2	27	19	0	0	0	1	0	0	49
<b>162 Fisheries/Maritime Offences</b>	<b>0</b>	<b>0</b>	<b>6</b>	<b>4</b>	<b>0</b>	<b>0</b>	<b>0</b>	<b>1</b>	<b>0</b>	<b>0</b>	<b>11</b>
1621 Breaches of EU fishing quota and related EU regulation	0	0	6	4	0	0	0	1	0	0	11
1622 Merchant shipping / Maritime safety offences	0	0	0	0	0	0	0	0	0	0	N/A
<b>163 Use of Data, Electronic Counterfeit and Broadcasting</b>	<b>1</b>	<b>6</b>	<b>13</b>	<b>1</b>	<b>0</b>	<b>0</b>	<b>0</b>	<b>2</b>	<b>1</b>	<b>0</b>	<b>24</b>
1631 Unauthorised accessing of data	0	0	0	0	0	0	0	0	0	0	0
1632 Recording, possession or distribution of counterfeit material	1	6	11	0	0	0	0	2	0	0	20
1633 Unauthorised broadcasting and illegal signal reception	0	0	2	1	0	0	0	0	1	0	4
<b>164 Miscellaneous Offences</b>	<b>2</b>	<b>34</b>	<b>69</b>	<b>9</b>	<b>2</b>	<b>0</b>	<b>5</b>	<b>13</b>	<b>0</b>	<b>2</b>	<b>136</b>
1641 Abortion	0	0	0	0	0	0	0	0	0	0	0
1642 Procuring or assisting in abortion	0	0	0	0	0	0	0	0	0	0	0
1643 Concealment of birth	0	0	0	0	0	0	0	0	0	0	0
1644 Destroying / Disposing of a dead body	0	0	0	0	0	0	0	0	0	0	0
1645 Pawnbroking offences	0	0	0	0	0	0	0	0	0	0	0
1646 Offences in connection with rail travel	2	5	2	1	0	0	0	0	0	0	10
1647 Employment permit offences (relating to non-Irish national)	0	6	11	5	1	0	0	1	0	0	24
1648 Immigration offences/carrier liability	0	23	56	3	1	0	5	12	0	2	102

<sup>1</sup> Includes Conviction, Proved and order made without conviction, Probation of Offenders Act





138 Table 2.2d Persons convicted<sup>1</sup> of any offences for incidents recorded in 2006

	Male					Female					Total
	Under 18	18-24	25-44	45+	Unavailable	Under 18	18-24	25-44	45+	Unavailable	
<b>01 Homicide Offences</b>	<b>1</b>	<b>10</b>	<b>4</b>	<b>2</b>	<b>0</b>	<b>0</b>	<b>2</b>	<b>1</b>	<b>0</b>	<b>0</b>	<b>20</b>
<b>011 Murder/Manslaughter/Infanticide</b>	<b>1</b>	<b>2</b>	<b>0</b>	<b>0</b>	<b>0</b>	<b>0</b>	<b>1</b>	<b>0</b>	<b>0</b>	<b>0</b>	<b>4</b>
0111 Murder	1	2	0	0	0	0	1	0	0	0	4
0112 Manslaughter	0	0	0	0	0	0	0	0	0	0	0
0113 Infanticide	0	0	0	0	0	0	0	0	0	0	0
<b>012 Dangerous Driving Leading to Death</b>	<b>0</b>	<b>8</b>	<b>4</b>	<b>2</b>	<b>0</b>	<b>0</b>	<b>1</b>	<b>1</b>	<b>0</b>	<b>0</b>	<b>16</b>
0121 Manslaughter (traffic fatality)	0	0	0	0	0	0	0	0	0	0	0
0122 Dangerous driving causing death	0	8	4	2	0	0	1	1	0	0	16
<b>02 Sexual Offences</b>	<b>1</b>	<b>7</b>	<b>14</b>	<b>17</b>	<b>0</b>	<b>0</b>	<b>0</b>	<b>0</b>	<b>0</b>	<b>0</b>	<b>39</b>
<b>021 Rape and Sexual Assault</b>	<b>1</b>	<b>7</b>	<b>11</b>	<b>16</b>	<b>0</b>	<b>0</b>	<b>0</b>	<b>0</b>	<b>0</b>	<b>0</b>	<b>35</b>
0211 Rape of a male or female	1	2	3	1	0	0	0	0	0	0	7
0212 Defilement of a boy or girl less than 17 years old	0	0	1	1	0	0	0	0	0	0	2
0213 Sexual offence involving mentally impaired person	0	0	0	0	0	0	0	0	0	0	0
0214 Aggravated sexual assault	0	0	0	0	0	0	0	0	0	0	0
0215 Sexual assault (not aggravated)	0	5	7	14	0	0	0	0	0	0	26
<b>022 Other Sexual Offences</b>	<b>0</b>	<b>0</b>	<b>3</b>	<b>1</b>	<b>0</b>	<b>0</b>	<b>0</b>	<b>0</b>	<b>0</b>	<b>0</b>	<b>4</b>
0221 Incest	0	0	0	0	0	0	0	0	0	0	0
0222 Child pornography offences	0	0	1	1	0	0	0	0	0	0	2
0223 Child pornography - obstruction of warrant	0	0	0	0	0	0	0	0	0	0	0
0224 Gross indecency	0	0	2	0	0	0	0	0	0	0	2
<b>03 Attempts/Threats to Murder, Assaults, Harassments and Related offences</b>	<b>107</b>	<b>634</b>	<b>600</b>	<b>143</b>	<b>3</b>	<b>13</b>	<b>110</b>	<b>102</b>	<b>13</b>	<b>0</b>	<b>1,725</b>
<b>031 Attempts/Threats to Murder</b>	<b>2</b>	<b>12</b>	<b>5</b>	<b>1</b>	<b>0</b>	<b>0</b>	<b>0</b>	<b>0</b>	<b>0</b>	<b>0</b>	<b>20</b>
0311 Murder-attempt	0	1	0	0	0	0	0	0	0	0	1
0312 Murder-threat	2	11	5	1	0	0	0	0	0	0	19
<b>032 Assaults</b>	<b>103</b>	<b>607</b>	<b>553</b>	<b>131</b>	<b>3</b>	<b>13</b>	<b>107</b>	<b>95</b>	<b>12</b>	<b>0</b>	<b>1,624</b>
0321 Assault causing harm	39	262	187	37	1	1	34	22	2	0	585
0322 Poisoning	0	0	0	0	0	0	0	0	0	0	0
0323 Assault or obstruction of Garda/official, resisting arrest	9	34	13	0	0	0	10	4	2	0	72
0324 Minor assault	55	311	353	94	2	12	63	69	8	0	967
<b>033 Harassment and Related Offences</b>	<b>2</b>	<b>15</b>	<b>42</b>	<b>11</b>	<b>0</b>	<b>0</b>	<b>3</b>	<b>7</b>	<b>1</b>	<b>0</b>	<b>81</b>
0331 Harassment, stalking, threats	0	6	26	7	0	0	3	5	1	0	48

0332 Coercion	0	0	0	0	0	0	0	0	0	0	0	0
0333 Menacing phone calls	2	9	16	4	0	0	0	1	0	0	0	32
0334 Incitement to hatred offences	0	0	0	0	0	0	0	1	0	0	0	1
0335 Demanding payment of debt causing alarm	0	0	0	0	0	0	0	0	0	0	0	0
<b>04 Dangerous or Negligent Acts</b>	<b>121</b>	<b>3,856</b>	<b>7,393</b>	<b>2,345</b>	<b>269</b>	<b>4</b>	<b>414</b>	<b>867</b>	<b>308</b>	<b>65</b>	<b>65</b>	<b>15,642</b>
<b>041 Dangerous or Negligent Operation of a Vehicle</b>	<b>112</b>	<b>3,828</b>	<b>7,376</b>	<b>2,340</b>	<b>269</b>	<b>4</b>	<b>412</b>	<b>862</b>	<b>307</b>	<b>65</b>	<b>65</b>	<b>15,575</b>
0411 Dangerous driving causing serious bodily harm	0	2	3	0	0	0	0	0	0	0	0	5
0412 Driving/In charge of a vehicle while over legal alcohol limit	34	2,306	4,986	1,784	4	2	250	540	225	2	2	10,133
0413 Driving/In charge of a vehicle under the influence of drugs	0	24	8	0	0	0	1	0	0	0	0	33
0414 Dangerous/careless driving and motorway offences	75	956	836	212	8	2	59	102	37	1	1	2,288
0415 Speeding	3	540	1,543	344	257	0	102	220	45	62	62	3,116
<b>042 Other Dangerous or Negligent Acts</b>	<b>9</b>	<b>28</b>	<b>17</b>	<b>5</b>	<b>0</b>	<b>0</b>	<b>2</b>	<b>5</b>	<b>1</b>	<b>0</b>	<b>0</b>	<b>67</b>
0421 Endangerment with potential for serious harm/death	7	11	4	0	0	0	0	1	0	0	0	23
0422 Abandoning a child, child neglect and cruelty	0	1	2	0	0	0	1	4	0	0	0	8
0423 Unseaworthy/Dangerous use of boat or ship	N/A	N/A	N/A	N/A	N/A	N/A	N/A	N/A	N/A	N/A	N/A	N/A
0424 False alarm/Interference with aircraft or air transport facilities	0	0	2	0	0	0	0	0	1	0	0	3
0425 Endangering traffic offences	2	16	9	5	0	0	1	0	0	0	0	33
<b>05 Kidnapping and Related Offences</b>	<b>0</b>	<b>2</b>	<b>8</b>	<b>1</b>	<b>0</b>	<b>0</b>	<b>0</b>	<b>0</b>	<b>0</b>	<b>0</b>	<b>0</b>	<b>11</b>
<b>051 False Imprisonment, Abduction</b>	<b>0</b>	<b>2</b>	<b>8</b>	<b>1</b>	<b>0</b>	<b>0</b>	<b>0</b>	<b>0</b>	<b>0</b>	<b>0</b>	<b>0</b>	<b>11</b>
0511 False Imprisonment	0	2	7	1	0	0	0	0	0	0	0	10
0512 Abduction of person under 16 years of age	0	0	1	0	0	0	0	0	0	0	0	1
<b>06 Robbery, Extortion and highjacking offences</b>	<b>41</b>	<b>112</b>	<b>118</b>	<b>2</b>	<b>1</b>	<b>4</b>	<b>5</b>	<b>4</b>	<b>0</b>	<b>0</b>	<b>0</b>	<b>287</b>
<b>061 Robbery</b>	<b>38</b>	<b>103</b>	<b>113</b>	<b>2</b>	<b>1</b>	<b>4</b>	<b>5</b>	<b>3</b>	<b>0</b>	<b>0</b>	<b>0</b>	<b>269</b>
0611 Robbery of an establishment or institution	7	50	82	2	0	2	1	2	0	0	0	146
0612 Robbery of cash or goods in transit	0	1	1	0	0	0	0	0	0	0	0	2
0613 Robbery from the person	31	52	30	0	1	2	4	1	0	0	0	121
<b>062 Extortion offences</b>	<b>0</b>	<b>0</b>	<b>1</b>	<b>0</b>	<b>0</b>	<b>0</b>	<b>0</b>	<b>1</b>	<b>0</b>	<b>0</b>	<b>0</b>	<b>2</b>
0621 Blackmail or extortion	0	0	1	0	0	0	0	1	0	0	0	2
<b>063 Hijacking Offences</b>	<b>3</b>	<b>9</b>	<b>4</b>	<b>0</b>	<b>0</b>	<b>0</b>	<b>0</b>	<b>0</b>	<b>0</b>	<b>0</b>	<b>0</b>	<b>16</b>
0631 Carjacking, highjacking/unlawful seizure of of aircraft/vessel	3	9	4	0	0	0	0	0	0	0	0	16

<sup>1</sup> Includes Conviction, Proved and order made without conviction, Probation of Offenders Act

Continued . . .

Table 2.2d Persons convicted<sup>1</sup> of any offences for incidents recorded in 2006, continued

	Male					Female					Total
	Under 18	18-24	25-44	45+	Unavailable	Under 18	18-24	25-44	45+	Unavailable	
<b>07 Burglary and Related offences</b>	<b>313</b>	<b>680</b>	<b>707</b>	<b>33</b>	<b>0</b>	<b>7</b>	<b>28</b>	<b>35</b>	<b>0</b>	<b>0</b>	<b>1,803</b>
<b>071 Burglary</b>	<b>313</b>	<b>680</b>	<b>707</b>	<b>33</b>	<b>0</b>	<b>7</b>	<b>28</b>	<b>35</b>	<b>0</b>	<b>0</b>	<b>1,803</b>
0711 Aggravated burglary	2	12	4	2	0	0	0	0	0	0	20
0712 Burglary (not aggravated)	300	635	671	29	0	7	28	33	0	0	1,703
0713 Possession of an article (with intent to burgle, steal, demand)	11	33	32	2	0	0	0	2	0	0	80
<b>08 Theft and Related Offences</b>	<b>619</b>	<b>2,298</b>	<b>2,580</b>	<b>397</b>	<b>5</b>	<b>75</b>	<b>724</b>	<b>979</b>	<b>143</b>	<b>1</b>	<b>7,821</b>
<b>081 Theft/Taking of Vehicle and Related offences</b>	<b>216</b>	<b>466</b>	<b>151</b>	<b>2</b>	<b>0</b>	<b>3</b>	<b>14</b>	<b>8</b>	<b>0</b>	<b>0</b>	<b>860</b>
0811 Theft/Unauthorised taking of vehicle.	174	356	100	0	0	3	11	6	0	0	650
0812 Interfering with vehicle (with intent to steal item or vehicle)	42	110	51	2	0	0	3	2	0	0	210
<b>082 Theft (not vehicle)</b>	<b>377</b>	<b>1,687</b>	<b>2,251</b>	<b>367</b>	<b>4</b>	<b>69</b>	<b>684</b>	<b>934</b>	<b>143</b>	<b>1</b>	<b>6,517</b>
0821 Theft from person	31	68	72	5	0	4	20	56	4	0	260
0822 Theft from shop	174	1,029	1,542	244	3	58	580	734	114	1	4,479
0823 Theft from vehicle	90	159	126	20	0	0	4	4	1	0	404
0824 Theft/Unauthorised taking of a pedal cycle	11	13	11	0	0	0	0	0	0	0	35
0826 Theft of, or interference with mail	0	0	1	1	0	0	0	0	0	0	2
0827 Theft of other property	71	418	499	97	1	7	80	140	24	0	1,337
<b>083 Handling Stolen Property</b>	<b>26</b>	<b>145</b>	<b>178</b>	<b>28</b>	<b>1</b>	<b>3</b>	<b>26</b>	<b>37</b>	<b>0</b>	<b>0</b>	<b>444</b>
0831 Handling or possession of stolen property	26	145	178	28	1	3	26	37	0	0	444
<b>09 Fraud, deception and Related Offences</b>	<b>5</b>	<b>104</b>	<b>250</b>	<b>40</b>	<b>2</b>	<b>0</b>	<b>26</b>	<b>38</b>	<b>14</b>	<b>0</b>	<b>479</b>
<b>091 Fraud, Forgery and False Instrument Offences</b>	<b>5</b>	<b>104</b>	<b>246</b>	<b>36</b>	<b>2</b>	<b>0</b>	<b>26</b>	<b>34</b>	<b>11</b>	<b>0</b>	<b>464</b>
0911 Fraud, deception, false pretence offences	2	40	71	11	0	0	13	15	2	0	154
0912 Forging an instrument to defraud	3	55	162	24	2	0	13	19	9	0	287
0913 Possession of an article for use in fraud, deception or extortion	0	9	11	1	0	0	0	0	0	0	21
0914 Falsification of accounts	0	0	0	0	0	0	0	0	0	0	0
0915 Offences under the Companies Act	0	0	2	0	0	0	0	0	0	0	2
0916 Offences under the Investment Intermediaries Act	0	0	0	0	0	0	0	0	0	0	0
0917 Offences under the Stock Exchange Act	0	0	0	0	0	0	0	0	0	0	0
<b>092 Other fraud</b>	<b>0</b>	<b>0</b>	<b>1</b>	<b>0</b>	<b>0</b>	<b>0</b>	<b>0</b>	<b>3</b>	<b>3</b>	<b>0</b>	<b>7</b>
0921 Money laundering	0	0	0	0	0	0	0	1	0	0	1
0922 Embezzlement	0	0	0	0	0	0	0	0	0	0	0

0923 Fraud against the European Union	0	0	0	0	0	0	0	0	0	0	0
0924 Importation/Sale/Supply of tobacco offences	0	0	1	0	0	0	0	2	3	0	6
<b>093 Counterfeiting Currency and Related Offences</b>	<b>0</b>	<b>0</b>	<b>3</b>	<b>4</b>	<b>0</b>	<b>0</b>	<b>0</b>	<b>1</b>	<b>0</b>	<b>0</b>	<b>8</b>
0931 Counterfeiting notes and coins	0	0	3	4	0	0	0	1	0	0	8
<b>094 Corruption</b>	<b>0</b>	<b>0</b>	<b>0</b>	<b>0</b>	<b>0</b>	<b>0</b>	<b>0</b>	<b>0</b>	<b>0</b>	<b>0</b>	<b>0</b>
0941 Corruption (involving public office holder)	0	0	0	0	0	0	0	0	0	0	0
<b>10 Controlled Drug Offences</b>	<b>103</b>	<b>1,799</b>	<b>1,048</b>	<b>49</b>	<b>0</b>	<b>2</b>	<b>121</b>	<b>89</b>	<b>6</b>	<b>0</b>	<b>3,217</b>
<b>101 Importation / Manufacture of Drugs</b>	<b>0</b>	<b>13</b>	<b>16</b>	<b>2</b>	<b>0</b>	<b>0</b>	<b>3</b>	<b>3</b>	<b>0</b>	<b>0</b>	<b>37</b>
1011 Importation of drugs	0	2	5	1	0	0	2	2	0	0	12
1012 Cultivation or manufacture of drugs	0	11	11	1	0	0	1	1	0	0	25
<b>102 Possession of Drugs</b>	<b>97</b>	<b>1,722</b>	<b>955</b>	<b>45</b>	<b>0</b>	<b>1</b>	<b>113</b>	<b>81</b>	<b>3</b>	<b>0</b>	<b>3,017</b>
1021 Possession of drugs for sale or supply	17	347	273	12	0	0	36	31	3	0	719
1022 Possession of drugs for personal use	80	1,375	682	33	0	1	77	50	0	0	2,298
<b>103 Other Drug Offences</b>	<b>6</b>	<b>64</b>	<b>77</b>	<b>2</b>	<b>0</b>	<b>1</b>	<b>5</b>	<b>5</b>	<b>3</b>	<b>0</b>	<b>163</b>
1031 Forged or altered prescription offences	1	3	15	0	0	1	2	3	2	0	27
1032 Obstruction under the Drugs Act	5	61	62	2	0	0	3	2	1	0	136
<b>11 Weapons and Explosives Offences</b>	<b>61</b>	<b>324</b>	<b>308</b>	<b>47</b>	<b>1</b>	<b>0</b>	<b>8</b>	<b>17</b>	<b>3</b>	<b>0</b>	<b>769</b>
<b>111 Explosives, Chemical Weapons Offences</b>	<b>0</b>	<b>2</b>	<b>11</b>	<b>1</b>	<b>0</b>	<b>0</b>	<b>0</b>	<b>1</b>	<b>0</b>	<b>0</b>	<b>15</b>
1111 Causing an explosion	0	0	0	0	0	0	0	0	0	0	0
1112 Making of explosives	0	0	0	0	0	0	0	0	0	0	0
1113 Possession of explosives	0	2	11	1	0	0	0	1	0	0	15
1114 Chemical weapons offences	0	0	0	0	0	0	0	0	0	0	0
<b>112 Firearms Offences</b>	<b>4</b>	<b>39</b>	<b>44</b>	<b>14</b>	<b>1</b>	<b>0</b>	<b>0</b>	<b>0</b>	<b>0</b>	<b>0</b>	<b>102</b>
1121 Discharging a firearm	0	6	6	3	1	0	0	0	0	0	16
1122 Possession of a firearm	4	33	38	11	0	0	0	0	0	0	86
<b>113 Offensive Weapons Offences (NEC)</b>	<b>56</b>	<b>283</b>	<b>253</b>	<b>32</b>	<b>0</b>	<b>0</b>	<b>8</b>	<b>16</b>	<b>3</b>	<b>0</b>	<b>651</b>
1131 Possession of offensive weapons (not firearms)	56	283	253	32	0	0	8	16	3	0	651
<b>114 Fireworks Offences</b>	<b>1</b>	<b>0</b>	<b>0</b>	<b>0</b>	<b>0</b>	<b>0</b>	<b>0</b>	<b>0</b>	<b>0</b>	<b>0</b>	<b>1</b>
1141 Fireworks Offences (for sale, igniting etc.)	1	0	0	0	0	0	0	0	0	0	1
<b>12 Damage to Property and to the Environment</b>	<b>265</b>	<b>885</b>	<b>571</b>	<b>68</b>	<b>4</b>	<b>28</b>	<b>28</b>	<b>44</b>	<b>10</b>	<b>0</b>	<b>1,903</b>
<b>121 Criminal Damage</b>	<b>263</b>	<b>873</b>	<b>568</b>	<b>65</b>	<b>4</b>	<b>28</b>	<b>28</b>	<b>40</b>	<b>9</b>	<b>0</b>	<b>1,878</b>
1211 Arson	9	20	12	0	0	0	0	0	1	0	42
1212 Criminal damage (not arson)	254	853	556	65	4	28	28	40	8	0	1,836
<b>122 Environmental Damage</b>	<b>2</b>	<b>12</b>	<b>3</b>	<b>3</b>	<b>0</b>	<b>0</b>	<b>0</b>	<b>4</b>	<b>1</b>	<b>0</b>	<b>25</b>
1221 Litter offences	2	12	3	3	0	0	0	4	1	0	25

<sup>1</sup> Includes Conviction, Proved and order made without conviction, Probation of Offenders Act

Table 2.2d Persons convicted<sup>1</sup> of any offences for incidents recorded in 2006, continued

	Male					Female					Total
	Under 18	18-24	25-44	45+	Unavailable	Under 18	18-24	25-44	45+	Unavailable	
<b>13 Public Order and other Social Code Offences</b>	<b>551</b>	<b>7,071</b>	<b>6,239</b>	<b>1,349</b>	<b>28</b>	<b>64</b>	<b>637</b>	<b>745</b>	<b>247</b>	<b>2</b>	<b>16,933</b>
<b>131 Disorderly Conduct</b>	<b>481</b>	<b>6,680</b>	<b>5,546</b>	<b>1,070</b>	<b>24</b>	<b>55</b>	<b>550</b>	<b>558</b>	<b>173</b>	<b>0</b>	<b>15,137</b>
1311 Affray/Riot/Violent disorder	3	16	16	3	0	1	1	1	0	0	41
1312 Public order offences	407	5,292	4,066	691	21	44	441	432	116	0	11,510
1313 Drunkenness offences	71	1,371	1,458	374	3	10	108	124	57	0	3,576
1314 Air rage - disruptive or drunken behaviour on aircraft	0	1	6	2	0	0	0	1	0	0	10
<b>132 Trespass Offences</b>	<b>50</b>	<b>226</b>	<b>189</b>	<b>22</b>	<b>0</b>	<b>1</b>	<b>11</b>	<b>9</b>	<b>9</b>	<b>0</b>	<b>517</b>
1321 Forcible entry and occupation (not burglary)	0	0	0	0	0	0	0	0	0	0	0
1322 Trespass on lands or enclosed areas	50	226	189	22	0	1	11	9	9	0	517
<b>133 Liquor Licensing Offences</b>	<b>13</b>	<b>108</b>	<b>369</b>	<b>234</b>	<b>4</b>	<b>2</b>	<b>35</b>	<b>91</b>	<b>60</b>	<b>0</b>	<b>916</b>
1331 Liquor licensing offences	13	108	369	234	4	2	35	91	60	0	916
1332 Registered clubs offences	0	0	0	0	0	0	0	0	0	0	0
1333 Special restaurant offences	0	0	0	0	0	0	0	0	0	0	0
<b>134 Prostitution Offences</b>	<b>0</b>	<b>2</b>	<b>7</b>	<b>1</b>	<b>0</b>	<b>0</b>	<b>4</b>	<b>24</b>	<b>1</b>	<b>0</b>	<b>39</b>
1341 Brothel keeping	0	0	0	0	0	0	0	0	0	0	0
1342 Organisation of prostitution	0	0	1	0	0	0	0	1	0	0	2
1343 Prostitution, including soliciting etc.	0	2	6	1	0	0	4	23	1	0	37
<b>135 Regulated Betting/Money, Collection/Trading Offences</b>	<b>4</b>	<b>21</b>	<b>42</b>	<b>12</b>	<b>0</b>	<b>4</b>	<b>22</b>	<b>33</b>	<b>4</b>	<b>2</b>	<b>144</b>
1351 Offences under the Betting Acts	0	0	1	0	0	0	0	0	0	0	1
1352 Collecting money without permit, unauthorised collection	0	3	3	0	0	0	0	0	0	0	6
1353 Offences under Gaming and Lotteries Acts	0	0	6	6	0	0	1	0	0	0	13
1354 Permit/License offences for casual/street trading	4	18	32	6	0	4	21	33	4	2	124
<b>136 Social Code Offences (NEC)</b>	<b>3</b>	<b>34</b>	<b>86</b>	<b>10</b>	<b>0</b>	<b>2</b>	<b>15</b>	<b>30</b>	<b>0</b>	<b>0</b>	<b>180</b>
1361 Bestiality	0	0	0	0	0	0	0	0	0	0	0
1362 Indecency	1	7	12	5	0	0	1	0	0	0	26
1363 Allowing a child (under 16 years) to beg	0	0	0	0	0	0	0	0	0	0	0
1364 Bigamy	0	0	0	0	0	0	0	0	0	0	0
1365 Begging	2	27	74	5	0	2	14	30	0	0	154
<b>14 Road and Traffic Offences (NEC)</b>	<b>251</b>	<b>7,127</b>	<b>8,013</b>	<b>2,080</b>	<b>1,213</b>	<b>15</b>	<b>989</b>	<b>1395</b>	<b>301</b>	<b>559</b>	<b>22,014<sup>2</sup></b>
<b>141 Driving Licence/Insurance Offences</b>	<b>98</b>	<b>2,534</b>	<b>2,621</b>	<b>453</b>	<b>28</b>	<b>6</b>	<b>342</b>	<b>444</b>	<b>76</b>	<b>6</b>	<b>6,609<sup>2</sup></b>
1411 Driving licence-failure to have, produce, etc.	12	349	387	101	1	2	40	88	21	0	1,001
1412 Insurance-failure to have, produce, display, etc.	86	2,185	2,234	352	27	4	302	356	55	6	5,608 <sup>2</sup>

<b>142 Tax/Registration Offences</b>	<b>5</b>	<b>712</b>	<b>1,277</b>	<b>383</b>	<b>376</b>	<b>0</b>	<b>113</b>	<b>204</b>	<b>52</b>	<b>127</b>	<b>3,264</b> <sup>2</sup>
1421 No tax, non-display of tax, unregistered vehicle etc.	5	712	1,275	382	376	0	113	204	52	127	3,261 <sup>2</sup>
1422 Misuse of Trade Licence	0	0	2	1	0	0	0	0	0	0	3
<b>143 Roadworthiness/Regulatory Offences</b>	<b>146</b>	<b>3,854</b>	<b>3,799</b>	<b>932</b>	<b>806</b>	<b>8</b>	<b>530</b>	<b>744</b>	<b>165</b>	<b>426</b>	<b>11,465</b> <sup>2</sup>
1431 Misuse of trailers, weight and other offences	3	138	74	39	0	1	5	4	1	0	265
1432 Obstruction under Road Traffic Acts	1	6	12	8	0	0	1	3	0	0	31
1433 Other road offences	142	3,710	3,713	885	806	7	524	737	164	426	11,169 <sup>2</sup>
<b>144 Road Transport/Public Service Vehicles Offences</b>	<b>2</b>	<b>27</b>	<b>316</b>	<b>312</b>	<b>3</b>	<b>1</b>	<b>4</b>	<b>3</b>	<b>8</b>	<b>0</b>	<b>676</b>
1441 Road Transport - carriage of goods offences	1	20	287	278	3	0	2	0	8	0	599
1442 Public Service Vehicle offences	1	7	29	34	0	1	2	3	0	0	77
1443 Light rail offences (Luas)	0	0	0	0	0	0	0	0	0	0	0
<b>15 Offences against Government, Justice Procedures and Organisation of Crime</b>	<b>68</b>	<b>671</b>	<b>838</b>	<b>171</b>	<b>5</b>	<b>7</b>	<b>56</b>	<b>92</b>	<b>20</b>	<b>0</b>	<b>1,928</b>
<b>151 Offences Against Government and its agents</b>	<b>0</b>	<b>8</b>	<b>16</b>	<b>5</b>	<b>0</b>	<b>0</b>	<b>3</b>	<b>3</b>	<b>0</b>	<b>0</b>	<b>35</b>
1511 Treason	0	0	0	0	0	0	0	0	0	0	0
1512 Breaches of Offences against the State Acts	0	0	5	2	0	0	0	1	0	0	8
1513 Breaches of Official Secrets Act	0	0	0	0	0	0	0	0	0	0	0
1514 Impersonating member of An Garda Síochána	0	1	0	0	0	0	0	0	0	0	1
1515 Electoral offences including personation	0	0	0	0	0	0	0	0	0	0	0
1516 Public mischief-annoying phone calls and wasting police time	0	3	6	3	0	0	2	1	0	0	15
1517 Criminal Assets Bureau offences	0	0	0	0	0	0	0	0	0	0	0
1518 Non compliance with Garda direction	0	4	5	0	0	0	1	1	0	0	11
<b>152 Organisation of Crime and Conspiracy to Commit Crime</b>	<b>0</b>	<b>3</b>	<b>0</b>	<b>3</b>	<b>0</b>	<b>0</b>	<b>0</b>	<b>0</b>	<b>0</b>	<b>0</b>	<b>6</b>
1521 Criminal organisation offences (organised crime)	N/A	N/A	N/A	N/A	N/A	N/A	N/A	N/A	N/A	N/A	N/A
1522 Conspiracy to commit a crime	0	3	0	3	0	0	0	0	0	0	6
<b>153 Perverting the Course of justice</b>	<b>3</b>	<b>8</b>	<b>15</b>	<b>5</b>	<b>0</b>	<b>0</b>	<b>1</b>	<b>3</b>	<b>2</b>	<b>0</b>	<b>37</b>
1531 Perjury	0	0	0	0	0	0	0	0	0	0	0
1532 Interfering with a jury (embracery)	0	0	0	0	0	0	0	0	0	0	0
1533 Assisting offenders	0	0	0	0	0	0	0	0	0	0	0
1534 Public mischief, pervert course of justice, conceal offence	3	8	15	5	0	0	1	3	2	0	37
<b>154 Offences while in Custody and Related offences</b>	<b>6</b>	<b>16</b>	<b>4</b>	<b>0</b>	<b>0</b>	<b>0</b>	<b>0</b>	<b>1</b>	<b>0</b>	<b>0</b>	<b>27</b>
1541 Escape or help to escape from custody	6	16	4	0	0	0	0	1	0	0	27
1542 Prison offences	N/A	N/A	N/A	N/A	N/A	N/A	N/A	N/A	N/A	N/A	N/A

<sup>1</sup> Includes Conviction, Proved and order made without conviction, Probation of Offenders Act

<sup>2</sup> Some values of sex are unavailable, hence columns are not additive.

Table 2.2d Persons convicted<sup>1</sup> of any offences for incidents recorded in 2006, continued

	Male					Female					Total
	Under 18	18-24	25-44	45+	Unavailable	Under 18	18-24	25-44	45+	Unavailable	
<b>155 Breach of Justice/Court Order</b>	<b>59</b>	<b>636</b>	<b>803</b>	<b>158</b>	<b>5</b>	<b>7</b>	<b>52</b>	<b>85</b>	<b>18</b>	<b>0</b>	<b>1,823</b>
1551 Breach of Domestic Violence Order (protection, safety, barring)	0	37	215	92	2	0	3	9	8	0	366
1552 Breach of bail	40	409	386	42	1	5	37	48	5	0	973
1553 Failure to comply under Sex Offenders Act	0	0	1	1	0	0	0	0	0	0	2
1554 Breach of Order under Family Law Act	0	0	1	0	0	0	0	0	0	0	1
1555 Other failure to comply with court order, jury summons, warrant etc.	19	190	200	23	2	2	12	28	5	0	481
<b>16 Offences Not Elsewhere Classified</b>	<b>1</b>	<b>87</b>	<b>154</b>	<b>58</b>	<b>4</b>	<b>0</b>	<b>22</b>	<b>30</b>	<b>6</b>	<b>1</b>	<b>363</b>
<b>161 Importation/Control/Welfare of Animals offences</b>	<b>0</b>	<b>30</b>	<b>31</b>	<b>45</b>	<b>0</b>	<b>0</b>	<b>1</b>	<b>8</b>	<b>5</b>	<b>0</b>	<b>120</b>
1611 Illegal importation of animals	0	0	0	0	0	0	0	0	0	0	0
1612 Control of horses offences	0	4	2	5	0	0	0	0	0	0	11
1613 Dog ownership offences (licence, control etc)	0	22	13	10	0	0	1	6	3	0	55
1614 Offences against animals	0	4	16	30	0	0	0	2	2	0	54
<b>162 Fisheries/Maritime Offences</b>	<b>0</b>	<b>0</b>	<b>5</b>	<b>1</b>	<b>0</b>	<b>0</b>	<b>0</b>	<b>0</b>	<b>0</b>	<b>0</b>	<b>6</b>
1621 Breaches of EU fishing quota and related EU regulation	0	0	5	1	0	0	0	0	0	0	6
1622 Merchant shipping / Maritime safety offences	N/A	N/A	N/A	N/A	N/A	N/A	N/A	N/A	N/A	N/A	N/A
<b>163 Use of Data, Electronic Counterfeit and Broadcasting</b>	<b>0</b>	<b>1</b>	<b>11</b>	<b>2</b>	<b>0</b>	<b>0</b>	<b>2</b>	<b>2</b>	<b>0</b>	<b>0</b>	<b>18</b>
1631 Unauthorised accessing of data	0	0	0	0	0	0	0	0	0	0	0
1632 Recording, possession or distribution of counterfeit material	0	1	9	2	0	0	0	2	0	0	14
1633 Unauthorised broadcasting and illegal signal reception	0	0	2	0	0	0	2	0	0	0	4
<b>164 Miscellaneous Offences</b>	<b>1</b>	<b>56</b>	<b>107</b>	<b>10</b>	<b>4</b>	<b>0</b>	<b>19</b>	<b>20</b>	<b>1</b>	<b>1</b>	<b>219</b>
1641 Abortion	0	0	0	0	0	0	0	0	0	0	0
1642 Procuring or assisting in abortion	0	0	0	0	0	0	0	0	0	0	0
1643 Concealment of birth	0	0	0	0	0	0	0	0	0	0	0
1644 Destroying / Disposing of a dead body	0	0	0	0	0	0	0	0	0	0	0
1645 Pawnbroking offences	0	0	0	0	0	0	0	0	0	0	0
1646 Offences in connection with rail travel	0	5	6	0	0	0	0	0	0	0	11
1647 Employment permit offences (relating to non-Irish national)	0	1	4	1	1	0	0	1	0	0	8
1648 Immigration offences/carrier liability	1	50	97	9	3	0	19	19	1	1	200

<sup>1</sup> Includes Conviction, Proved and order made without conviction, Probation of Offenders Act



**Table 2.3 Victims of Murder/Manslaughter/Infanticide (ICCS 011) by sex, age, nationality and weapon used, 2003-2006**

	2003	2004	2005	2006
<b>State</b>	<b>51</b>	<b>45</b>	<b>65</b>	<b>67</b>
<b>Sex</b>				
Male	42	37	55	55
Female	9	8	10	12
<b>Age</b>				
Under 18	2	3	2	3
18-24	12	5	10	24
25-44	25	31	35	29
45+	12	6	17	11
Not available	0	0	1	0
<b>Nationality</b>				
Irish	41	39	50	51
Non-Irish	8	6	11	7
Not available	2	0	4	9
<b>Weapon used</b>				
Gun	21	9	22	27
Knife	7	15	18	18
Other/None	23	21	25	22

**Table 2.4 Victims of Dangerous Driving Leading to Death (ICCS 012) by sex and age, 2003-2006**

	2003	2004	2005	2006
<b>State</b>	<b>80</b>	<b>97</b>	<b>126</b>	<b>134</b>
<b>Sex</b>				
Male	54	61	86	92
Female	16	26	27	31
Not available	10	10	13	13
<b>Age</b>				
Under 18	4	6	9	9
18-24	17	20	21	37
25-44	32	42	49	48
45+	17	19	33	29
Not available	10	10	14	13

**Table 2.5 Victims of Rape of a male or female (ICCS 0211) by sex and age on date reported, 2003-2006**

	2003	2004	2005	2006
<b>State</b>	<b>328</b>	<b>410</b>	<b>446</b>	<b>378</b>
<b>Sex</b>				
Male	15	10	14	11
Female	313	400	430	366
Not available	0	0	2	1
<b>Age on date reported</b>				
Under 18	95	135	108	99
18-24	117	143	127	121
25-44	84	103	165	106
45+	17	20	26	20
Not available	15	9	20	32

**Table 2.6 Victims of Defilement of a boy or girl less than 17 years old (ICCS 0212) by sex and age on date reported, 2003-2006**

	2003	2004	2005	2006
<b>State</b>	<b>148</b>	<b>137</b>	<b>125</b>	<b>77</b>
<b>Sex</b>				
Male	55	29	32	26
Female	92	107	91	50
Not available	1	1	2	1
<b>Age on date reported</b>				
Under 18	81	102	86	51
18-24	11	11	9	1
25-44	31	20	18	19
45+	24	3	9	5
Not available	1	1	3	1

**Table 2.7 Victims of other sexual assaults (ICCS 0213, 0214, 0215) by sex and age on date reported, 2003-2006**

	2003	2004	2005	2006
<b>State</b>	<b>1,398</b>	<b>1,127</b>	<b>1,179</b>	<b>930</b>
<b>Sex</b>				
Male	295	284	332	176
Female	1,065	803	803	670
Not available	38	40	44	84
<b>Age on date reported</b>				
Under 18	489	369	359	317
18-24	368	252	212	175
25-44	434	407	476	282
45+	65	56	89	72
Not available	42	43	43	84

# *Chapter 3*

## *Selected Incident Types, Detection (including Rates) by Garda Region*

### **3.1 Description of Tables**

Tables in this Chapter include details for selected crime types and groupings. Details include, inter alia, numbers of incidents, numbers of incidents per head of population and proceedings. Breakdowns by Garda Region and Division are also given.

**Table 3.01a Incidents recorded of Murder/Manslaughter/Infanticide (ICCS 011), incidents per 100,000 population, detection and proceedings, 2003 and 2004**

	2003						2004					
	Recorded	Per 100,000 population	Detected	Detection Rate (%)	With any Proceedings	With relevant Proceedings	Recorded	Per 100,000 population	Detected	Detection Rate (%)	With any Proceedings	With relevant Proceedings
<b>State</b>	<b>51</b>	<b>1.28</b>	<b>39</b>	<b>76.5</b>	<b>32</b>	<b>30</b>	<b>45</b>	<b>1.11</b>	<b>40</b>	<b>88.9</b>	<b>37</b>	<b>34</b>
<b>Eastern Region</b>	<b>7</b>	<b>0.96</b>	<b>5</b>	<b>71.4</b>	<b>5</b>	<b>4</b>	<b>5</b>	<b>0.66</b>	<b>5</b>	<b>100.0</b>	<b>5</b>	<b>4</b>
Carlow/Kildare	0	0.00	0	N/A	0	0	0	0.00	0	N/A	0	0
Laois/Offaly	2	1.63	2	100.0	2	1	0	0.00	0	N/A	0	0
Longford/Westmeath	1	0.88	0	0.0	0	0	0	0.00	0	N/A	0	0
Louth/Meath	4	1.40	3	75.0	3	3	5	1.68	5	100.0	5	4
<b>Dublin Metropolitan Region</b>	<b>25</b>	<b>2.16</b>	<b>18</b>	<b>72.0</b>	<b>14</b>	<b>14</b>	<b>20</b>	<b>1.71</b>	<b>16</b>	<b>80.0</b>	<b>14</b>	<b>13</b>
Eastern DMR	2	1.91	2	100.0	2	2	1	0.93	1	100.0	1	1
North Central DMR	7	2.89	5	71.4	4	4	3	1.25	2	66.7	2	2
Northern DMR	3	1.18	3	100.0	2	2	2	0.78	2	100.0	2	2
South Central DMR	4	1.55	3	75.0	2	2	7	2.65	6	85.7	5	4
Southern DMR	3	4.05	2	66.7	1	1	2	2.66	2	100.0	2	2
Western DMR	6	2.66	3	50.0	3	3	5	2.21	3	60.0	2	2
<b>Northern Region</b>	<b>2</b>	<b>0.60</b>	<b>2</b>	<b>100.0</b>	<b>1</b>	<b>1</b>	<b>3</b>	<b>0.87</b>	<b>3</b>	<b>100.0</b>	<b>2</b>	<b>2</b>
Cavan/Monaghan	0	0.00	0	N/A	0	0	1	0.82	1	100.0	0	0
Donegal	0	0.00	0	N/A	0	0	1	0.70	1	100.0	1	1
Sligo/Leitrim	2	2.58	2	100.0	1	1	1	1.26	1	100.0	1	1
<b>South Eastern Region</b>	<b>3</b>	<b>0.61</b>	<b>3</b>	<b>100.0</b>	<b>3</b>	<b>3</b>	<b>5</b>	<b>1.00</b>	<b>4</b>	<b>80.0</b>	<b>4</b>	<b>4</b>
Tipperary	0	0.00	0	N/A	0	0	1	0.68	0	0.0	0	0
Waterford/Kilkenny	2	1.14	2	100.0	2	2	3	1.69	3	100.0	3	3
Wexford/Wicklow	1	0.59	1	100.0	1	1	1	0.57	1	100.0	1	1
<b>Southern Region</b>	<b>10</b>	<b>1.29</b>	<b>7</b>	<b>70.0</b>	<b>6</b>	<b>5</b>	<b>9</b>	<b>1.15</b>	<b>9</b>	<b>100.0</b>	<b>9</b>	<b>9</b>
Cork City	2	0.95	2	100.0	1	1	1	0.47	1	100.0	1	1
Cork North	0	0.00	0	N/A	0	0	0	0.00	0	N/A	0	0
Cork West	0	0.00	0	N/A	0	0	0	0.00	0	N/A	0	0
Kerry	0	0.00	0	N/A	0	0	4	3.03	4	100.0	4	4
Limerick	8	4.41	5	62.5	5	4	4	2.18	4	100.0	4	4
<b>Western Region</b>	<b>4</b>	<b>0.82</b>	<b>4</b>	<b>100.0</b>	<b>3</b>	<b>3</b>	<b>3</b>	<b>0.61</b>	<b>3</b>	<b>100.0</b>	<b>3</b>	<b>2</b>
Clare	1	0.98	1	100.0	1	1	1	0.97	1	100.0	1	1
Galway West	1	0.60	1	100.0	1	1	0	0.00	0	N/A	0	0
Mayo	0	0.00	0	N/A	0	0	2	1.59	2	100.0	2	1
Roscommon/Galway East	2	2.09	2	100.0	1	1	0	0.00	0	N/A	0	0

**Table 3.01b Incidents recorded of Murder/Manslaughter/Infanticide (ICCS 011), incidents per 100,000 population, detection and proceedings, 2005 and 2006**

	2005						2006					
	Recorded	Per 100,000 population	Detected	Detection Rate (%)	With any Proceedings	With relevant Proceedings	Recorded	Per 100,000 population	Detected	Detection Rate (%)	With any Proceedings	With relevant Proceedings
<b>State</b>	<b>65</b>	<b>1.57</b>	<b>41</b>	<b>63.1</b>	<b>37</b>	<b>36</b>	<b>67</b>	<b>1.58</b>	<b>44</b>	<b>65.7</b>	<b>38</b>	<b>34</b>
<b>Eastern Region</b>	<b>7</b>	<b>0.90</b>	<b>5</b>	<b>71.4</b>	<b>5</b>	<b>5</b>	<b>5</b>	<b>0.61</b>	<b>3</b>	<b>60.0</b>	<b>3</b>	<b>3</b>
Carlow/Kildare	3	1.35	2	66.7	2	2	1	0.43	1	100.0	1	1
Laois/Offaly	0	0.00	0	N/A	0	0	0	0.00	0	N/A	0	0
Longford/Westmeath	2	1.67	2	100.0	2	2	0	0.00	0	N/A	0	0
Louth/Meath	2	0.65	1	50.0	1	1	4	1.23	2	50.0	2	2
<b>Dublin Metropolitan Region</b>	<b>31</b>	<b>2.62</b>	<b>16</b>	<b>51.6</b>	<b>15</b>	<b>15</b>	<b>32</b>	<b>2.65</b>	<b>17</b>	<b>53.1</b>	<b>13</b>	<b>10</b>
Eastern DMR	2	1.80	1	50.0	1	1	1	0.86	1	100.0	1	1
North Central DMR	5	2.10	3	60.0	3	3	7	2.98	4	57.1	4	4
Northern DMR	4	1.55	3	75.0	3	3	10	3.83	6	60.0	4	2
South Central DMR	8	2.94	6	75.0	5	5	4	1.40	2	50.0	2	2
Southern DMR	2	2.60	0	0.0	0	0	4	5.04	3	75.0	1	0
Western DMR	10	4.39	3	30.0	3	3	6	2.60	1	16.7	1	1
<b>Northern Region</b>	<b>5</b>	<b>1.43</b>	<b>2</b>	<b>40.0</b>	<b>1</b>	<b>1</b>	<b>3</b>	<b>0.84</b>	<b>2</b>	<b>66.7</b>	<b>2</b>	<b>2</b>
Cavan/Monaghan	1	0.81	1	100.0	1	1	2	1.57	2	100.0	2	2
Donegal	1	0.69	0	0.0	0	0	1	0.68	0	0.0	0	0
Sligo/Leitrim	3	3.73	1	33.3	0	0	0	0.00	0	N/A	0	0
<b>South Eastern Region</b>	<b>7</b>	<b>1.37</b>	<b>6</b>	<b>85.7</b>	<b>5</b>	<b>5</b>	<b>8</b>	<b>1.52</b>	<b>8</b>	<b>100.0</b>	<b>7</b>	<b>6</b>
Tipperary	1	0.67	0	0.0	0	0	2	1.31	2	100.0	2	2
Waterford/Kilkenny	5	2.76	5	100.0	4	4	4	2.16	4	100.0	3	2
Wexford/Wicklow	1	0.55	1	100.0	1	1	2	1.07	2	100.0	2	2
<b>Southern Region</b>	<b>10</b>	<b>1.25</b>	<b>8</b>	<b>80.0</b>	<b>7</b>	<b>6</b>	<b>16</b>	<b>1.96</b>	<b>11</b>	<b>68.8</b>	<b>10</b>	<b>10</b>
Cork City	2	0.93	1	50.0	1	1	3	1.38	2	66.7	2	2
Cork North	1	0.73	1	100.0	1	1	4	2.81	4	100.0	4	4
Cork West	1	0.77	1	100.0	1	1	1	0.76	1	100.0	0	0
Kerry	3	2.24	2	66.7	2	1	2	1.47	1	50.0	1	1
Limerick	3	1.61	3	100.0	2	2	6	3.17	3	50.0	3	3
<b>Western Region</b>	<b>5</b>	<b>0.98</b>	<b>4</b>	<b>80.0</b>	<b>4</b>	<b>4</b>	<b>3</b>	<b>0.58</b>	<b>3</b>	<b>100.0</b>	<b>3</b>	<b>3</b>
Clare	2	1.89	2	100.0	2	2	1	0.93	1	100.0	1	1
Galway West	3	1.71	2	66.7	2	2	2	1.11	2	100.0	2	2
Mayo	0	0.00	0	N/A	0	0	0	0.00	0	N/A	0	0
Roscommon/Galway East	0	0.00	0	N/A	0	0	0	0.00	0	N/A	0	0

**Table 3.02a Incidents recorded of *Dangerous driving leading to death* (ICCS 012), incidents per 100,000 population, detection and proceedings, 2003 and 2004**

	2003						2004					
	Recorded	Per 100,000 population	Detected	Detection Rate (%)	With any Proceedings	With relevant Proceedings	Recorded	Per 100,000 population	Detected	Detection Rate (%)	With any Proceedings	With relevant Proceedings
<b>State</b>	<b>29</b>	<b>0.73</b>	<b>29</b>	<b>100.0</b>	<b>27</b>	<b>24</b>	<b>52</b>	<b>1.28</b>	<b>52</b>	<b>100.0</b>	<b>49</b>	<b>48</b>
<b>Eastern Region</b>	<b>5</b>	<b>0.68</b>	<b>5</b>	<b>100.0</b>	<b>5</b>	<b>5</b>	<b>9</b>	<b>1.19</b>	<b>9</b>	<b>100.0</b>	<b>9</b>	<b>8</b>
Carlow/Kildare	0	0.00	0	N/A	0	0	4	1.86	4	100.0	4	4
Laois/Offaly	2	1.63	2	100.0	2	2	3	2.38	3	100.0	3	2
Longford/Westmeath	1	0.88	1	100.0	1	1	0	0.00	0	N/A	0	0
Louth/Meath	2	0.70	2	100.0	2	2	2	0.67	2	100.0	2	2
<b>Dublin Metropolitan Region</b>	<b>7</b>	<b>0.60</b>	<b>7</b>	<b>100.0</b>	<b>6</b>	<b>5</b>	<b>5</b>	<b>0.43</b>	<b>5</b>	<b>100.0</b>	<b>4</b>	<b>4</b>
Eastern DMR	2	1.91	2	100.0	1	1	1	0.93	1	100.0	1	1
North Central DMR	1	0.41	1	100.0	1	1	1	0.42	1	100.0	1	1
Northern DMR	3	1.18	3	100.0	3	2	0	0.00	0	N/A	0	0
South Central DMR	0	0.00	0	N/A	0	0	0	0.00	0	N/A	0	0
Southern DMR	0	0.00	0	N/A	0	0	1	1.33	1	100.0	1	1
Western DMR	1	0.44	1	100.0	1	1	2	0.88	2	100.0	1	1
<b>Northern Region</b>	<b>5</b>	<b>1.49</b>	<b>5</b>	<b>100.0</b>	<b>4</b>	<b>4</b>	<b>7</b>	<b>2.04</b>	<b>7</b>	<b>100.0</b>	<b>7</b>	<b>7</b>
Cavan/Monaghan	2	1.69	2	100.0	1	1	1	0.82	1	100.0	1	1
Donegal	2	1.43	2	100.0	2	2	3	2.11	3	100.0	3	3
Sligo/Leitrim	1	1.29	1	100.0	1	1	3	3.79	3	100.0	3	3
<b>South Eastern Region</b>	<b>6</b>	<b>1.22</b>	<b>6</b>	<b>100.0</b>	<b>6</b>	<b>6</b>	<b>10</b>	<b>2.00</b>	<b>10</b>	<b>100.0</b>	<b>9</b>	<b>9</b>
Tipperary	1	0.68	1	100.0	1	1	2	1.35	2	100.0	2	2
Waterford/Kilkenny	3	1.71	3	100.0	3	3	2	1.13	2	100.0	2	2
Wexford/Wicklow	2	1.17	2	100.0	2	2	6	3.43	6	100.0	5	5
<b>Southern Region</b>	<b>3</b>	<b>0.39</b>	<b>3</b>	<b>100.0</b>	<b>3</b>	<b>1</b>	<b>13</b>	<b>1.66</b>	<b>13</b>	<b>100.0</b>	<b>12</b>	<b>12</b>
Cork City	0	0.00	0	N/A	0	0	0	0.00	0	N/A	0	0
Cork North	1	0.78	1	100.0	1	0	2	1.52	2	100.0	2	2
Cork West	0	0.00	0	N/A	0	0	4	3.17	4	100.0	4	4
Kerry	1	0.77	1	100.0	1	1	4	3.03	4	100.0	3	3
Limerick	1	0.55	1	100.0	1	0	3	1.64	3	100.0	3	3
<b>Western Region</b>	<b>3</b>	<b>0.61</b>	<b>3</b>	<b>100.0</b>	<b>3</b>	<b>3</b>	<b>8</b>	<b>1.62</b>	<b>8</b>	<b>100.0</b>	<b>8</b>	<b>8</b>
Clare	2	1.97	2	100.0	2	2	4	3.88	4	100.0	4	4
Galway West	0	0.00	0	N/A	0	0	2	1.18	2	100.0	2	2
Mayo	1	0.80	1	100.0	1	1	1	0.79	1	100.0	1	1
Roscommon/Galway East	0	0.00	0	N/A	0	0	1	1.03	1	100.0	1	1

**Table 3.02b Incidents recorded of *Dangerous driving leading to death* (ICCS 012), incidents per 100,000 population, detection and proceedings, 2005 and 2006**

	2005						2006					
	Recorded	Per 100,000 population	Detected	Detection Rate (%)	With any Proceedings	With relevant Proceedings	Recorded	Per 100,000 population	Detected	Detection Rate (%)	With any Proceedings	With relevant Proceedings
<b>State</b>	<b>61</b>	<b>1.47</b>	<b>60</b>	<b>98.4</b>	<b>59</b>	<b>57</b>	<b>67</b>	<b>1.58</b>	<b>67</b>	<b>100.0</b>	<b>62</b>	<b>60</b>
<b>Eastern Region</b>	<b>21</b>	<b>2.69</b>	<b>20</b>	<b>95.2</b>	<b>20</b>	<b>20</b>	<b>16</b>	<b>1.97</b>	<b>16</b>	<b>100.0</b>	<b>14</b>	<b>14</b>
Carlow/Kildare	5	2.25	4	80.0	4	4	6	2.60	6	100.0	4	4
Laois/Offaly	4	3.09	4	100.0	4	4	1	0.75	1	100.0	1	1
Longford/Westmeath	3	2.51	3	100.0	3	3	2	1.62	2	100.0	2	2
Louth/Meath	9	2.91	9	100.0	9	9	7	2.15	7	100.0	7	7
<b>Dublin Metropolitan Region</b>	<b>2</b>	<b>0.17</b>	<b>2</b>	<b>100.0</b>	<b>2</b>	<b>2</b>	<b>8</b>	<b>0.66</b>	<b>8</b>	<b>100.0</b>	<b>8</b>	<b>8</b>
Eastern DMR	0	0.00	0	N/A	0	0	1	0.86	1	100.0	1	1
North Central DMR	0	0.00	0	N/A	0	0	1	0.43	1	100.0	1	1
Northern DMR	0	0.00	0	N/A	0	0	1	0.38	1	100.0	1	1
South Central DMR	1	0.37	1	100.0	1	1	1	0.35	1	100.0	1	1
Southern DMR	1	1.30	1	100.0	1	1	2	2.52	2	100.0	2	2
Western DMR	0	0.00	0	N/A	0	0	2	0.87	2	100.0	2	2
<b>Northern Region</b>	<b>7</b>	<b>2.01</b>	<b>7</b>	<b>100.0</b>	<b>7</b>	<b>7</b>	<b>8</b>	<b>2.24</b>	<b>8</b>	<b>100.0</b>	<b>7</b>	<b>7</b>
Cavan/Monaghan	3	2.42	3	100.0	3	3	2	1.57	2	100.0	2	2
Donegal	3	2.08	3	100.0	3	3	4	2.72	4	100.0	4	4
Sligo/Leitrim	1	1.24	1	100.0	1	1	2	2.43	2	100.0	1	1
<b>South Eastern Region</b>	<b>12</b>	<b>2.34</b>	<b>12</b>	<b>100.0</b>	<b>11</b>	<b>11</b>	<b>10</b>	<b>1.90</b>	<b>10</b>	<b>100.0</b>	<b>10</b>	<b>9</b>
Tipperary	3	2.00	3	100.0	2	2	2	1.31	2	100.0	2	2
Waterford/Kilkenny	4	2.21	4	100.0	4	4	1	0.54	1	100.0	1	1
Wexford/Wicklow	5	2.76	5	100.0	5	5	7	3.73	7	100.0	7	6
<b>Southern Region</b>	<b>9</b>	<b>1.12</b>	<b>9</b>	<b>100.0</b>	<b>9</b>	<b>9</b>	<b>19</b>	<b>2.33</b>	<b>19</b>	<b>100.0</b>	<b>17</b>	<b>16</b>
Cork City	2	0.93	2	100.0	2	2	2	0.92	2	100.0	2	2
Cork North	1	0.73	1	100.0	1	1	2	1.40	2	100.0	1	1
Cork West	3	2.32	3	100.0	3	3	2	1.52	2	100.0	2	2
Kerry	1	0.75	1	100.0	1	1	7	5.14	7	100.0	6	6
Limerick	2	1.07	2	100.0	2	2	6	3.17	6	100.0	6	5
<b>Western Region</b>	<b>10</b>	<b>1.96</b>	<b>10</b>	<b>100.0</b>	<b>10</b>	<b>8</b>	<b>6</b>	<b>1.16</b>	<b>6</b>	<b>100.0</b>	<b>6</b>	<b>6</b>
Clare	4	3.78	4	100.0	4	3	1	0.93	1	100.0	1	1
Galway West	4	2.27	4	100.0	4	3	3	1.66	3	100.0	3	3
Mayo	1	0.78	1	100.0	1	1	1	0.77	1	100.0	1	1
Roscommon/Galway East	1	1.01	1	100.0	1	1	1	0.99	1	100.0	1	1

Table 3.03a Incidents recorded of *Rape of a male or female (ICCS 0211)*, incidents per 1,000 population, detection and proceedings, 2003 and 2004

	2003						2004					
	Recorded	Per 1,000 population	Detected	Detection Rate (%)	With any Proceedings	With relevant Proceedings	Recorded	Per 1,000 population	Detected	Detection Rate (%)	With any Proceedings	With relevant Proceedings
<b>State</b>	<b>328</b>	<b>0.08</b>	<b>144</b>	<b>43.9</b>	<b>67</b>	<b>66</b>	<b>410</b>	<b>0.10</b>	<b>166</b>	<b>40.5</b>	<b>74</b>	<b>73</b>
<b>Eastern Region</b>	<b>63</b>	<b>0.09</b>	<b>27</b>	<b>42.9</b>	<b>8</b>	<b>8</b>	<b>83</b>	<b>0.11</b>	<b>40</b>	<b>48.2</b>	<b>21</b>	<b>20</b>
Carlow/Kildare	27	0.13	9	33.3	3	3	19	0.09	10	52.6	5	5
Laois/Offaly	6	0.05	4	66.7	1	1	9	0.07	8	88.9	3	3
Longford/Westmeath	3	0.03	1	33.3	1	1	23	0.20	12	52.2	7	7
Louth/Meath	27	0.09	13	48.1	3	3	32	0.11	10	31.3	6	5
<b>Dublin Metropolitan Region</b>	<b>95</b>	<b>0.08</b>	<b>35</b>	<b>36.8</b>	<b>21</b>	<b>20</b>	<b>115</b>	<b>0.10</b>	<b>38</b>	<b>33.0</b>	<b>18</b>	<b>18</b>
Eastern DMR	12	0.11	7	58.3	5	5	10	0.09	4	40.0	3	3
North Central DMR	17	0.07	8	47.1	3	2	24	0.10	13	54.2	7	7
Northern DMR	11	0.04	4	36.4	3	3	10	0.04	5	50.0	2	2
South Central DMR	17	0.07	4	23.5	1	1	18	0.07	4	22.2	2	2
Southern DMR	18	0.24	6	33.3	5	5	27	0.36	5	18.5	2	2
Western DMR	20	0.09	6	30.0	4	4	26	0.11	7	26.9	2	2
<b>Northern Region</b>	<b>46</b>	<b>0.14</b>	<b>16</b>	<b>34.8</b>	<b>7</b>	<b>7</b>	<b>39</b>	<b>0.11</b>	<b>17</b>	<b>43.6</b>	<b>9</b>	<b>9</b>
Cavan/Monaghan	17	0.14	8	47.1	2	2	10	0.08	7	70.0	4	4
Donegal	25	0.18	6	24.0	5	5	19	0.13	7	36.8	3	3
Sligo/Leitrim	4	0.05	2	50.0	0	0	10	0.13	3	30.0	2	2
<b>South Eastern Region</b>	<b>39</b>	<b>0.08</b>	<b>26</b>	<b>66.7</b>	<b>12</b>	<b>12</b>	<b>56</b>	<b>0.11</b>	<b>31</b>	<b>55.4</b>	<b>10</b>	<b>10</b>
Tipperary	9	0.06	5	55.6	1	1	9	0.06	8	88.9	1	1
Waterford/Kilkenny	17	0.10	12	70.6	6	6	23	0.13	10	43.5	3	3
Wexford/Wicklow	13	0.08	9	69.2	5	5	24	0.14	13	54.2	6	6
<b>Southern Region</b>	<b>54</b>	<b>0.07</b>	<b>20</b>	<b>37.0</b>	<b>8</b>	<b>8</b>	<b>68</b>	<b>0.09</b>	<b>24</b>	<b>35.3</b>	<b>7</b>	<b>7</b>
Cork City	9	0.04	4	44.4	0	0	11	0.05	5	45.5	1	1
Cork North	13	0.10	4	30.8	3	3	8	0.06	1	12.5	0	0
Cork West	6	0.05	4	66.7	1	1	5	0.04	0	0.0	0	0
Kerry	14	0.11	5	35.7	2	2	19	0.14	11	57.9	4	4
Limerick	12	0.07	3	25.0	2	2	25	0.14	7	28.0	2	2
<b>Western Region</b>	<b>31</b>	<b>0.06</b>	<b>20</b>	<b>64.5</b>	<b>11</b>	<b>11</b>	<b>49</b>	<b>0.10</b>	<b>16</b>	<b>32.7</b>	<b>9</b>	<b>9</b>
Clare	15	0.15	12	80.0	8	8	13	0.13	2	15.4	2	2
Galway West	4	0.02	2	50.0	1	1	19	0.11	7	36.8	5	5
Mayo	4	0.03	2	50.0	0	0	7	0.06	1	14.3	1	1
Roscommon/Galway East	8	0.08	4	50.0	2	2	10	0.10	6	60.0	1	1



Table 3.03b Incidents recorded of *Rape of a male or female* (ICCS 0211), incidents per 1,000 population, detection and proceedings, 2005 and 2006

	2005						2006					
	Recorded	Per 1,000 population	Detected	Detection Rate (%)	With any Proceedings	With relevant Proceedings	Recorded	Per 1,000 population	Detected	Detection Rate (%)	With any Proceedings	With relevant Proceedings
<b>State</b>	<b>446</b>	<b>0.11</b>	<b>191</b>	<b>42.8</b>	<b>64</b>	<b>63</b>	<b>378</b>	<b>0.09</b>	<b>186</b>	<b>49.2</b>	<b>65</b>	<b>64</b>
<b>Eastern Region</b>	<b>80</b>	<b>0.10</b>	<b>31</b>	<b>38.8</b>	<b>8</b>	<b>7</b>	<b>69</b>	<b>0.08</b>	<b>36</b>	<b>52.2</b>	<b>10</b>	<b>10</b>
Carlow/Kildare	25	0.11	9	36.0	0	0	21	0.09	12	57.1	3	3
Laois/Offaly	9	0.07	5	55.6	2	2	15	0.11	9	60.0	4	4
Longford/Westmeath	9	0.08	5	55.6	2	2	10	0.08	5	50.0	1	1
Louth/Meath	37	0.12	12	32.4	4	3	23	0.07	10	43.5	2	2
<b>Dublin Metropolitan Region</b>	<b>137</b>	<b>0.12</b>	<b>54</b>	<b>39.4</b>	<b>20</b>	<b>20</b>	<b>120</b>	<b>0.10</b>	<b>51</b>	<b>42.5</b>	<b>16</b>	<b>16</b>
Eastern DMR	11	0.10	3	27.3	3	3	8	0.07	3	37.5	1	1
North Central DMR	18	0.08	11	61.1	3	3	32	0.14	17	53.1	3	3
Northern DMR	23	0.09	16	69.6	6	6	13	0.05	6	46.2	1	1
South Central DMR	15	0.06	6	40.0	3	3	20	0.07	5	25.0	3	3
Southern DMR	36	0.47	7	19.4	3	3	18	0.23	12	66.7	5	5
Western DMR	34	0.15	11	32.4	2	2	29	0.13	8	27.6	3	3
<b>Northern Region</b>	<b>61</b>	<b>0.17</b>	<b>24</b>	<b>39.3</b>	<b>11</b>	<b>11</b>	<b>43</b>	<b>0.12</b>	<b>22</b>	<b>51.2</b>	<b>9</b>	<b>9</b>
Cavan/Monaghan	15	0.12	9	60.0	2	2	12	0.09	9	75.0	3	3
Donegal	35	0.24	13	37.1	8	8	19	0.13	8	42.1	3	3
Sligo/Leitrim	11	0.14	2	18.2	1	1	12	0.15	5	41.7	3	3
<b>South Eastern Region</b>	<b>59</b>	<b>0.12</b>	<b>37</b>	<b>62.7</b>	<b>8</b>	<b>8</b>	<b>66</b>	<b>0.13</b>	<b>35</b>	<b>53.0</b>	<b>14</b>	<b>13</b>
Tipperary	15	0.10	9	60.0	3	3	16	0.10	10	62.5	2	1
Waterford/Kilkenny	24	0.13	14	58.3	1	1	26	0.14	15	57.7	9	9
Wexford/Wicklow	20	0.11	14	70.0	4	4	24	0.13	10	41.7	3	3
<b>Southern Region</b>	<b>64</b>	<b>0.08</b>	<b>28</b>	<b>43.8</b>	<b>8</b>	<b>8</b>	<b>52</b>	<b>0.06</b>	<b>27</b>	<b>51.9</b>	<b>11</b>	<b>11</b>
Cork City	22	0.10	15	68.2	5	5	15	0.07	6	40.0	5	5
Cork North	9	0.07	1	11.1	0	0	7	0.05	4	57.1	3	3
Cork West	8	0.06	4	50.0	0	0	6	0.05	4	66.7	0	0
Kerry	9	0.07	5	55.6	1	1	8	0.06	5	62.5	2	2
Limerick	16	0.09	3	18.8	2	2	16	0.08	8	50.0	1	1
<b>Western Region</b>	<b>45</b>	<b>0.09</b>	<b>17</b>	<b>37.8</b>	<b>9</b>	<b>9</b>	<b>28</b>	<b>0.05</b>	<b>15</b>	<b>53.6</b>	<b>5</b>	<b>5</b>
Clare	4	0.04	1	25.0	1	1	4	0.04	4	100.0	0	0
Galway West	13	0.07	2	15.4	1	1	8	0.04	2	25.0	1	1
Mayo	20	0.16	10	50.0	3	3	13	0.10	8	61.5	3	3
Roscommon/Galway East	8	0.08	4	50.0	4	4	3	0.03	1	33.3	1	1

**Table 3.04a Incidents recorded of *Defilement of a boy or girl less than 17 years old* (ICCS 0212), incidents per 1,000 population, detection and proceedings, 2003 and 2004**

	2003						2004					
	Recorded	Per 1,000 population	Detected	Detection Rate (%)	With any Proceedings	With relevant Proceedings	Recorded	Per 1,000 population	Detected	Detection Rate (%)	With any Proceedings	With relevant Proceedings
<b>State</b>	<b>148</b>	<b>0.04</b>	<b>101</b>	<b>68.2</b>	<b>61</b>	<b>53</b>	<b>137</b>	<b>0.03</b>	<b>80</b>	<b>58.4</b>	<b>53</b>	<b>47</b>
<b>Eastern Region</b>	<b>24</b>	<b>0.03</b>	<b>14</b>	<b>58.3</b>	<b>10</b>	<b>8</b>	<b>20</b>	<b>0.03</b>	<b>11</b>	<b>55.0</b>	<b>9</b>	<b>4</b>
Carlow/Kildare	11	0.05	3	27.3	3	2	8	0.04	3	37.5	3	3
Laois/Offaly	3	0.02	2	66.7	2	1	7	0.06	6	85.7	6	1
Longford/Westmeath	3	0.03	3	100.0	0	0	2	0.02	2	100.0	0	0
Louth/Meath	7	0.02	6	85.7	5	5	3	0.01	0	0.0	0	0
<b>Dublin Metropolitan Region</b>	<b>32</b>	<b>0.03</b>	<b>21</b>	<b>65.6</b>	<b>18</b>	<b>17</b>	<b>27</b>	<b>0.02</b>	<b>14</b>	<b>51.9</b>	<b>4</b>	<b>4</b>
Eastern DMR	3	0.03	2	66.7	2	2	4	0.04	4	100.0	2	2
North Central DMR	2	0.01	1	50.0	0	0	1	0.00	1	100.0	0	0
Northern DMR	16	0.06	14	87.5	13	12	7	0.03	4	57.1	1	1
South Central DMR	3	0.01	0	0.0	0	0	5	0.02	2	40.0	1	1
Southern DMR	4	0.05	0	0.0	0	0	3	0.04	0	0.0	0	0
Western DMR	4	0.02	4	100.0	3	3	7	0.03	3	42.9	0	0
<b>Northern Region</b>	<b>21</b>	<b>0.06</b>	<b>8</b>	<b>38.1</b>	<b>3</b>	<b>2</b>	<b>35</b>	<b>0.10</b>	<b>15</b>	<b>42.9</b>	<b>13</b>	<b>13</b>
Cavan/Monaghan	7	0.06	4	57.1	1	1	4	0.03	2	50.0	1	1
Donegal	11	0.08	1	9.1	0	0	20	0.14	2	10.0	1	1
Sligo/Leitrim	3	0.04	3	100.0	2	1	11	0.14	11	100.0	11	11
<b>South Eastern Region</b>	<b>32</b>	<b>0.06</b>	<b>27</b>	<b>84.4</b>	<b>8</b>	<b>4</b>	<b>13</b>	<b>0.03</b>	<b>11</b>	<b>84.6</b>	<b>5</b>	<b>5</b>
Tipperary	3	0.02	2	66.7	1	1	1	0.01	1	100.0	0	0
Waterford/Kilkenny	18	0.10	16	88.9	7	3	6	0.03	5	83.3	2	2
Wexford/Wicklow	11	0.06	9	81.8	0	0	6	0.03	5	83.3	3	3
<b>Southern Region</b>	<b>22</b>	<b>0.03</b>	<b>16</b>	<b>72.7</b>	<b>11</b>	<b>11</b>	<b>30</b>	<b>0.04</b>	<b>22</b>	<b>73.3</b>	<b>19</b>	<b>19</b>
Cork City	10	0.05	9	90.0	6	6	18	0.08	18	100.0	17	17
Cork North	7	0.05	4	57.1	3	3	0	0.00	0	N/A	0	0
Cork West	0	0.00	0	N/A	0	0	3	0.02	1	33.3	0	0
Kerry	2	0.02	1	50.0	1	1	8	0.06	3	37.5	2	2
Limerick	3	0.02	2	66.7	1	1	1	0.01	0	0.0	0	0
<b>Western Region</b>	<b>17</b>	<b>0.03</b>	<b>15</b>	<b>88.2</b>	<b>11</b>	<b>11</b>	<b>12</b>	<b>0.02</b>	<b>7</b>	<b>58.3</b>	<b>3</b>	<b>2</b>
Clare	3	0.03	3	100.0	1	1	1	0.01	1	100.0	0	0
Galway West	13	0.08	12	92.3	10	10	2	0.01	2	100.0	1	1
Mayo	0	0.00	0	N/A	0	0	5	0.04	2	40.0	0	0
Roscommon/Galway East	1	0.01	0	0.0	0	0	4	0.04	2	50.0	2	1

**Table 3.04b Incidents recorded of *Defilement of a boy or girl less than 17 years old* (ICCS 0212), incidents per 1,000 population, detection and proceedings, 2005 and 2006**

	2005						2006					
	Recorded	Per 1,000 population	Detected	Detection Rate (%)	With any Proceedings	With relevant Proceedings	Recorded	Per 1,000 population	Detected	Detection Rate (%)	With any Proceedings	With relevant Proceedings
<b>State</b>	<b>125</b>	<b>0.03</b>	<b>66</b>	<b>52.8</b>	<b>22</b>	<b>22</b>	<b>77</b>	<b>0.02</b>	<b>46</b>	<b>59.7</b>	<b>14</b>	<b>14</b>
<b>Eastern Region</b>	<b>15</b>	<b>0.02</b>	<b>10</b>	<b>66.7</b>	<b>3</b>	<b>3</b>	<b>11</b>	<b>0.01</b>	<b>4</b>	<b>36.4</b>	<b>2</b>	<b>2</b>
Carlow/Kildare	7	0.03	5	71.4	1	1	4	0.02	2	50.0	1	1
Laois/Offaly	2	0.02	2	100.0	0	0	2	0.01	1	50.0	0	0
Longford/Westmeath	0	0.00	0	N/A	0	0	0	0.00	0	N/A	0	0
Louth/Meath	6	0.02	3	50.0	2	2	5	0.02	1	20.0	1	1
<b>Dublin Metropolitan Region</b>	<b>29</b>	<b>0.02</b>	<b>14</b>	<b>48.3</b>	<b>5</b>	<b>5</b>	<b>18</b>	<b>0.01</b>	<b>11</b>	<b>61.1</b>	<b>2</b>	<b>2</b>
Eastern DMR	1	0.01	0	0.0	0	0	2	0.02	2	100.0	1	1
North Central DMR	6	0.03	4	66.7	2	2	2	0.01	1	50.0	0	0
Northern DMR	10	0.04	5	50.0	1	1	7	0.03	6	85.7	0	0
South Central DMR	1	0.00	0	0.0	0	0	4	0.01	1	25.0	0	0
Southern DMR	4	0.05	2	50.0	1	1	2	0.03	1	50.0	1	1
Western DMR	7	0.03	3	42.9	1	1	1	0.00	0	0.0	0	0
<b>Northern Region</b>	<b>14</b>	<b>0.04</b>	<b>7</b>	<b>50.0</b>	<b>1</b>	<b>1</b>	<b>10</b>	<b>0.03</b>	<b>6</b>	<b>60.0</b>	<b>2</b>	<b>2</b>
Cavan/Monaghan	10	0.08	6	60.0	1	1	5	0.04	4	80.0	1	1
Donegal	3	0.02	1	33.3	0	0	4	0.03	2	50.0	1	1
Sligo/Leitrim	1	0.01	0	0.0	0	0	1	0.01	0	0.0	0	0
<b>South Eastern Region</b>	<b>30</b>	<b>0.06</b>	<b>19</b>	<b>63.3</b>	<b>9</b>	<b>9</b>	<b>16</b>	<b>0.03</b>	<b>11</b>	<b>68.8</b>	<b>1</b>	<b>1</b>
Tipperary	6	0.04	3	50.0	0	0	5	0.03	5	100.0	0	0
Waterford/Kilkenny	14	0.08	12	85.7	7	7	5	0.03	4	80.0	0	0
Wexford/Wicklow	10	0.06	4	40.0	2	2	6	0.03	2	33.3	1	1
<b>Southern Region</b>	<b>22</b>	<b>0.03</b>	<b>11</b>	<b>50.0</b>	<b>2</b>	<b>2</b>	<b>15</b>	<b>0.02</b>	<b>9</b>	<b>60.0</b>	<b>3</b>	<b>3</b>
Cork City	9	0.04	6	66.7	1	1	4	0.02	3	75.0	0	0
Cork North	1	0.01	1	100.0	0	0	4	0.03	1	25.0	1	1
Cork West	1	0.01	1	100.0	0	0	2	0.02	0	0.0	0	0
Kerry	4	0.03	2	50.0	1	1	3	0.02	3	100.0	1	1
Limerick	7	0.04	1	14.3	0	0	2	0.01	2	100.0	1	1
<b>Western Region</b>	<b>15</b>	<b>0.03</b>	<b>5</b>	<b>33.3</b>	<b>2</b>	<b>2</b>	<b>7</b>	<b>0.01</b>	<b>5</b>	<b>71.4</b>	<b>4</b>	<b>4</b>
Clare	4	0.04	2	50.0	0	0	2	0.02	2	100.0	1	1
Galway West	6	0.03	1	16.7	0	0	3	0.02	1	33.3	1	1
Mayo	0	0.00	0	N/A	0	0	0	0.00	0	N/A	0	0
Roscommon/Galway East	5	0.05	2	40.0	2	2	2	0.02	2	100.0	2	2

**Table 3.05a Incidents recorded of *Sexual offence involving mentally impaired person (ICCS 0213)*, incidents per 1,000 population, detection and proceedings, 2003 and 2004**

	2003						2004					
	Recorded	Per 1,000 population	Detected	Detection Rate (%)	With any Proceedings	With relevant Proceedings	Recorded	Per 1,000 population	Detected	Detection Rate (%)	With any Proceedings	With relevant Proceedings
<b>State</b>	<b>23</b>	<b>0.01</b>	<b>8</b>	<b>34.8</b>	<b>2</b>	<b>1</b>	<b>13</b>	<b>0.00</b>	<b>6</b>	<b>46.2</b>	<b>2</b>	<b>2</b>
<b>Eastern Region</b>	<b>5</b>	<b>0.01</b>	<b>2</b>	<b>40.0</b>	<b>1</b>	<b>0</b>	<b>2</b>	<b>0.00</b>	<b>2</b>	<b>100.0</b>	<b>0</b>	<b>0</b>
Carlow/Kildare	0	0.00	0	N/A	0	0	1	0.00	1	100.0	0	0
Laois/Offaly	2	0.02	0	0.0	0	0	0	0.00	0	N/A	0	0
Longford/Westmeath	1	0.01	1	100.0	0	0	0	0.00	0	N/A	0	0
Louth/Meath	2	0.01	1	50.0	1	0	1	0.00	1	100.0	0	0
<b>Dublin Metropolitan Region</b>	<b>7</b>	<b>0.01</b>	<b>2</b>	<b>28.6</b>	<b>0</b>	<b>0</b>	<b>3</b>	<b>0.00</b>	<b>2</b>	<b>66.7</b>	<b>1</b>	<b>1</b>
Eastern DMR	0	0.00	0	N/A	0	0	1	0.01	1	100.0	1	1
North Central DMR	3	0.01	0	0.0	0	0	0	0.00	0	N/A	0	0
Northern DMR	2	0.01	2	100.0	0	0	0	0.00	0	N/A	0	0
South Central DMR	0	0.00	0	N/A	0	0	1	0.00	0	0.0	0	0
Southern DMR	0	0.00	0	N/A	0	0	1	0.01	1	100.0	0	0
Western DMR	2	0.01	0	0.0	0	0	0	0.00	0	N/A	0	0
<b>Northern Region</b>	<b>1</b>	<b>0.00</b>	<b>0</b>	<b>0.0</b>	<b>0</b>	<b>0</b>	<b>1</b>	<b>0.00</b>	<b>0</b>	<b>0.0</b>	<b>0</b>	<b>0</b>
Cavan/Monaghan	0	0.00	0	N/A	0	0	0	0.00	0	N/A	0	0
Donegal	1	0.01	0	0.0	0	0	0	0.00	0	N/A	0	0
Sligo/Leitrim	0	0.00	0	N/A	0	0	1	0.01	0	0.0	0	0
<b>South Eastern Region</b>	<b>2</b>	<b>0.00</b>	<b>1</b>	<b>50.0</b>	<b>1</b>	<b>1</b>	<b>2</b>	<b>0.00</b>	<b>0</b>	<b>0.0</b>	<b>0</b>	<b>0</b>
Tipperary	0	0.00	0	N/A	0	0	0	0.00	0	N/A	0	0
Waterford/Kilkenny	1	0.01	1	100.0	1	1	0	0.00	0	N/A	0	0
Wexford/Wicklow	1	0.01	0	0.0	0	0	2	0.01	0	0.0	0	0
<b>Southern Region</b>	<b>2</b>	<b>0.00</b>	<b>0</b>	<b>0.0</b>	<b>0</b>	<b>0</b>	<b>3</b>	<b>0.00</b>	<b>2</b>	<b>66.7</b>	<b>1</b>	<b>1</b>
Cork City	1	0.00	0	0.0	0	0	1	0.00	1	100.0	1	1
Cork North	1	0.01	0	0.0	0	0	0	0.00	0	N/A	0	0
Cork West	0	0.00	0	N/A	0	0	0	0.00	0	N/A	0	0
Kerry	0	0.00	0	N/A	0	0	0	0.00	0	N/A	0	0
Limerick	0	0.00	0	N/A	0	0	2	0.01	1	50.0	0	0
<b>Western Region</b>	<b>6</b>	<b>0.01</b>	<b>3</b>	<b>50.0</b>	<b>0</b>	<b>0</b>	<b>2</b>	<b>0.00</b>	<b>0</b>	<b>0.0</b>	<b>0</b>	<b>0</b>
Clare	0	0.00	0	N/A	0	0	2	0.02	0	0.0	0	0
Galway West	3	0.02	3	100.0	0	0	0	0.00	0	N/A	0	0
Mayo	1	0.01	0	0.0	0	0	0	0.00	0	N/A	0	0
Roscommon/Galway East	2	0.02	0	0.0	0	0	0	0.00	0	N/A	0	0

**Table 3.05b Incidents recorded of *Sexual offence involving mentally impaired person (ICCS 0213)*, incidents per 1,000 population, detection and proceedings, 2005 and 2006**

	2005						2006					
	Recorded	Per 1,000 population	Detected	Detection Rate (%)	With any Proceedings	With relevant Proceedings	Recorded	Per 1,000 population	Detected	Detection Rate (%)	With any Proceedings	With relevant Proceedings
<b>State</b>	<b>13</b>	<b>0.00</b>	<b>4</b>	<b>30.8</b>	<b>1</b>	<b>1</b>	<b>15</b>	<b>0.00</b>	<b>6</b>	<b>40.0</b>	<b>1</b>	<b>1</b>
<b>Eastern Region</b>	<b>2</b>	<b>0.00</b>	<b>1</b>	<b>50.0</b>	<b>0</b>	<b>0</b>	<b>3</b>	<b>0.00</b>	<b>2</b>	<b>66.7</b>	<b>1</b>	<b>1</b>
Carlow/Kildare	1	0.00	0	0.0	0	0	1	0.00	0	0.0	0	0
Laois/Offaly	0	0.00	0	N/A	0	0	0	0.00	0	N/A	0	0
Longford/Westmeath	0	0.00	0	N/A	0	0	0	0.00	0	N/A	0	0
Louth/Meath	1	0.00	1	100.0	0	0	2	0.01	2	100.0	1	1
<b>Dublin Metropolitan Region</b>	<b>3</b>	<b>0.00</b>	<b>1</b>	<b>33.3</b>	<b>1</b>	<b>1</b>	<b>3</b>	<b>0.00</b>	<b>2</b>	<b>66.7</b>	<b>0</b>	<b>0</b>
Eastern DMR	0	0.00	0	N/A	0	0	0	0.00	0	N/A	0	0
North Central DMR	0	0.00	0	N/A	0	0	0	0.00	0	N/A	0	0
Northern DMR	1	0.00	1	100.0	1	1	1	0.00	0	0.0	0	0
South Central DMR	0	0.00	0	N/A	0	0	0	0.00	0	N/A	0	0
Southern DMR	0	0.00	0	N/A	0	0	0	0.00	0	N/A	0	0
Western DMR	2	0.01	0	0.0	0	0	2	0.01	2	100.0	0	0
<b>Northern Region</b>	<b>1</b>	<b>0.00</b>	<b>0</b>	<b>0.0</b>	<b>0</b>	<b>0</b>	<b>3</b>	<b>0.01</b>	<b>0</b>	<b>0.0</b>	<b>0</b>	<b>0</b>
Cavan/Monaghan	1	0.01	0	0.0	0	0	1	0.01	0	0.0	0	0
Donegal	0	0.00	0	N/A	0	0	2	0.01	0	0.0	0	0
Sligo/Leitrim	0	0.00	0	N/A	0	0	0	0.00	0	N/A	0	0
<b>South Eastern Region</b>	<b>2</b>	<b>0.00</b>	<b>0</b>	<b>0.0</b>	<b>0</b>	<b>0</b>	<b>3</b>	<b>0.01</b>	<b>2</b>	<b>66.7</b>	<b>0</b>	<b>0</b>
Tipperary	1	0.01	0	0.0	0	0	0	0.00	0	N/A	0	0
Waterford/Kilkenny	0	0.00	0	N/A	0	0	3	0.02	2	66.7	0	0
Wexford/Wicklow	1	0.01	0	0.0	0	0	0	0.00	0	N/A	0	0
<b>Southern Region</b>	<b>5</b>	<b>0.01</b>	<b>2</b>	<b>40.0</b>	<b>0</b>	<b>0</b>	<b>1</b>	<b>0.00</b>	<b>0</b>	<b>0.0</b>	<b>0</b>	<b>0</b>
Cork City	0	0.00	0	N/A	0	0	1	0.00	0	0.0	0	0
Cork North	1	0.01	0	0.0	0	0	0	0.00	0	N/A	0	0
Cork West	0	0.00	0	N/A	0	0	0	0.00	0	N/A	0	0
Kerry	1	0.01	0	0.0	0	0	0	0.00	0	N/A	0	0
Limerick	3	0.02	2	66.7	0	0	0	0.00	0	N/A	0	0
<b>Western Region</b>	<b>0</b>	<b>0.00</b>	<b>0</b>	<b>N/A</b>	<b>0</b>	<b>0</b>	<b>2</b>	<b>0.00</b>	<b>0</b>	<b>0.0</b>	<b>0</b>	<b>0</b>
Clare	0	0.00	0	N/A	0	0	2	0.02	0	0.0	0	0
Galway West	0	0.00	0	N/A	0	0	0	0.00	0	N/A	0	0
Mayo	0	0.00	0	N/A	0	0	0	0.00	0	N/A	0	0
Roscommon/Galway East	0	0.00	0	N/A	0	0	0	0.00	0	N/A	0	0

Table 3.06a Incidents recorded of *Aggravated sexual assault* (ICCS 0214), incidents per 1,000 population, detection and proceedings, 2003 and 2004

	2003						2004					
	Recorded	Per 1,000 population	Detected	Detection Rate (%)	With any Proceedings	With relevant Proceedings	Recorded	Per 1,000 population	Detected	Detection Rate (%)	With any Proceedings	With relevant Proceedings
<b>State</b>	<b>11</b>	<b>0.00</b>	<b>4</b>	<b>36.4</b>	<b>3</b>	<b>3</b>	<b>14</b>	<b>0.00</b>	<b>3</b>	<b>21.4</b>	<b>3</b>	<b>3</b>
<b>Eastern Region</b>	<b>3</b>	<b>0.00</b>	<b>3</b>	<b>100.0</b>	<b>2</b>	<b>2</b>	<b>0</b>	<b>0.00</b>	<b>0</b>	<b>N/A</b>	<b>0</b>	<b>0</b>
Carlow/Kildare	1	0.00	1	100.0	1	1	0	0.00	0	N/A	0	0
Laois/Offaly	0	0.00	0	N/A	0	0	0	0.00	0	N/A	0	0
Longford/Westmeath	0	0.00	0	N/A	0	0	0	0.00	0	N/A	0	0
Louth/Meath	2	0.01	2	100.0	1	1	0	0.00	0	N/A	0	0
<b>Dublin Metropolitan Region</b>	<b>3</b>	<b>0.00</b>	<b>1</b>	<b>33.3</b>	<b>1</b>	<b>1</b>	<b>4</b>	<b>0.00</b>	<b>0</b>	<b>0.0</b>	<b>0</b>	<b>0</b>
Eastern DMR	1	0.01	0	0.0	0	0	0	0.00	0	N/A	0	0
North Central DMR	0	0.00	0	N/A	0	0	0	0.00	0	N/A	0	0
Northern DMR	1	0.00	0	0.0	0	0	0	0.00	0	N/A	0	0
South Central DMR	0	0.00	0	N/A	0	0	3	0.01	0	0.0	0	0
Southern DMR	1	0.01	1	100.0	1	1	0	0.00	0	N/A	0	0
Western DMR	0	0.00	0	N/A	0	0	1	0.00	0	0.0	0	0
<b>Northern Region</b>	<b>1</b>	<b>0.00</b>	<b>0</b>	<b>0.0</b>	<b>0</b>	<b>0</b>	<b>3</b>	<b>0.01</b>	<b>0</b>	<b>0.0</b>	<b>0</b>	<b>0</b>
Cavan/Monaghan	0	0.00	0	N/A	0	0	1	0.01	0	0.0	0	0
Donegal	1	0.01	0	0.0	0	0	1	0.01	0	0.0	0	0
Sligo/Leitrim	0	0.00	0	N/A	0	0	1	0.01	0	0.0	0	0
<b>South Eastern Region</b>	<b>2</b>	<b>0.00</b>	<b>0</b>	<b>0.0</b>	<b>0</b>	<b>0</b>	<b>0</b>	<b>0.00</b>	<b>0</b>	<b>N/A</b>	<b>0</b>	<b>0</b>
Tipperary	1	0.01	0	0.0	0	0	0	0.00	0	N/A	0	0
Waterford/Kilkenny	0	0.00	0	N/A	0	0	0	0.00	0	N/A	0	0
Wexford/Wicklow	1	0.01	0	0.0	0	0	0	0.00	0	N/A	0	0
<b>Southern Region</b>	<b>2</b>	<b>0.00</b>	<b>0</b>	<b>0.0</b>	<b>0</b>	<b>0</b>	<b>5</b>	<b>0.01</b>	<b>2</b>	<b>40.0</b>	<b>2</b>	<b>2</b>
Cork City	2	0.01	0	0.0	0	0	1	0.00	0	0.0	0	0
Cork North	0	0.00	0	N/A	0	0	0	0.00	0	N/A	0	0
Cork West	0	0.00	0	N/A	0	0	0	0.00	0	N/A	0	0
Kerry	0	0.00	0	N/A	0	0	3	0.02	2	66.7	2	2
Limerick	0	0.00	0	N/A	0	0	1	0.01	0	0.0	0	0
<b>Western Region</b>	<b>0</b>	<b>0.00</b>	<b>0</b>	<b>N/A</b>	<b>0</b>	<b>0</b>	<b>2</b>	<b>0.00</b>	<b>1</b>	<b>50.0</b>	<b>1</b>	<b>1</b>
Clare	0	0.00	0	N/A	0	0	0	0.00	0	N/A	0	0
Galway West	0	0.00	0	N/A	0	0	2	0.01	1	50.0	1	1
Mayo	0	0.00	0	N/A	0	0	0	0.00	0	N/A	0	0
Roscommon/Galway East	0	0.00	0	N/A	0	0	0	0.00	0	N/A	0	0

Table 3.06b Incidents recorded of *Aggravated sexual assault (ICCS 0214)*, incidents per 1,000 population, detection and proceedings, 2005 and 2006

	2005						2006					
	Recorded	Per 1,000 population	Detected	Detection Rate (%)	With any Proceedings	With relevant Proceedings	Recorded	Per 1,000 population	Detected	Detection Rate (%)	With any Proceedings	With relevant Proceedings
<b>State</b>	<b>7</b>	<b>0.00</b>	<b>5</b>	<b>71.4</b>	<b>3</b>	<b>3</b>	<b>16</b>	<b>0.00</b>	<b>8</b>	<b>50.0</b>	<b>4</b>	<b>4</b>
<b>Eastern Region</b>	<b>4</b>	<b>0.01</b>	<b>2</b>	<b>50.0</b>	<b>1</b>	<b>1</b>	<b>4</b>	<b>0.00</b>	<b>2</b>	<b>50.0</b>	<b>0</b>	<b>0</b>
Carlow/Kildare	1	0.00	0	0.0	0	0	0	0.00	0	N/A	0	0
Laois/Offaly	0	0.00	0	N/A	0	0	0	0.00	0	N/A	0	0
Longford/Westmeath	3	0.03	2	66.7	1	1	0	0.00	0	N/A	0	0
Louth/Meath	0	0.00	0	N/A	0	0	4	0.01	2	50.0	0	0
<b>Dublin Metropolitan Region</b>	<b>2</b>	<b>0.00</b>	<b>2</b>	<b>100.0</b>	<b>1</b>	<b>1</b>	<b>4</b>	<b>0.00</b>	<b>2</b>	<b>50.0</b>	<b>2</b>	<b>2</b>
Eastern DMR	1	0.01	1	100.0	1	1	0	0.00	0	N/A	0	0
North Central DMR	1	0.00	1	100.0	0	0	0	0.00	0	N/A	0	0
Northern DMR	0	0.00	0	N/A	0	0	0	0.00	0	N/A	0	0
South Central DMR	0	0.00	0	N/A	0	0	1	0.00	1	100.0	1	1
Southern DMR	0	0.00	0	N/A	0	0	2	0.03	0	0.0	0	0
Western DMR	0	0.00	0	N/A	0	0	1	0.00	1	100.0	1	1
<b>Northern Region</b>	<b>0</b>	<b>0.00</b>	<b>0</b>	<b>N/A</b>	<b>0</b>	<b>0</b>	<b>0</b>	<b>0.00</b>	<b>0</b>	<b>N/A</b>	<b>0</b>	<b>0</b>
Cavan/Monaghan	0	0.00	0	N/A	0	0	0	0.00	0	N/A	0	0
Donegal	0	0.00	0	N/A	0	0	0	0.00	0	N/A	0	0
Sligo/Leitrim	0	0.00	0	N/A	0	0	0	0.00	0	N/A	0	0
<b>South Eastern Region</b>	<b>1</b>	<b>0.00</b>	<b>1</b>	<b>100.0</b>	<b>1</b>	<b>1</b>	<b>1</b>	<b>0.00</b>	<b>1</b>	<b>100.0</b>	<b>0</b>	<b>0</b>
Tipperary	1	0.01	1	100.0	1	1	0	0.00	0	N/A	0	0
Waterford/Kilkenny	0	0.00	0	N/A	0	0	1	0.01	1	100.0	0	0
Wexford/Wicklow	0	0.00	0	N/A	0	0	0	0.00	0	N/A	0	0
<b>Southern Region</b>	<b>0</b>	<b>0.00</b>	<b>0</b>	<b>N/A</b>	<b>0</b>	<b>0</b>	<b>6</b>	<b>0.01</b>	<b>3</b>	<b>50.0</b>	<b>2</b>	<b>2</b>
Cork City	0	0.00	0	N/A	0	0	2	0.01	1	50.0	0	0
Cork North	0	0.00	0	N/A	0	0	1	0.01	0	0.0	0	0
Cork West	0	0.00	0	N/A	0	0	0	0.00	0	N/A	0	0
Kerry	0	0.00	0	N/A	0	0	2	0.01	2	100.0	2	2
Limerick	0	0.00	0	N/A	0	0	1	0.01	0	0.0	0	0
<b>Western Region</b>	<b>0</b>	<b>0.00</b>	<b>0</b>	<b>N/A</b>	<b>0</b>	<b>0</b>	<b>1</b>	<b>0.00</b>	<b>0</b>	<b>0.0</b>	<b>0</b>	<b>0</b>
Clare	0	0.00	0	N/A	0	0	1	0.01	0	0.0	0	0
Galway West	0	0.00	0	N/A	0	0	0	0.00	0	N/A	0	0
Mayo	0	0.00	0	N/A	0	0	0	0.00	0	N/A	0	0
Roscommon/Galway East	0	0.00	0	N/A	0	0	0	0.00	0	N/A	0	0

**Table 3.07a Incidents recorded of *Sexual assault (not aggravated)* (ICCS 0215), incidents per 1,000 population, detection and proceedings, 2003 and 2004**

	2003						2004					
	Recorded	Per 1,000 population	Detected	Detection Rate (%)	With any Proceedings	With relevant Proceedings	Recorded	Per 1,000 population	Detected	Detection Rate (%)	With any Proceedings	With relevant Proceedings
<b>State</b>	<b>1,364</b>	<b>0.34</b>	<b>879</b>	<b>64.4</b>	<b>674</b>	<b>653</b>	<b>1,100</b>	<b>0.27</b>	<b>664</b>	<b>60.4</b>	<b>476</b>	<b>468</b>
<b>Eastern Region</b>	<b>246</b>	<b>0.34</b>	<b>160</b>	<b>65.0</b>	<b>134</b>	<b>130</b>	<b>174</b>	<b>0.23</b>	<b>116</b>	<b>66.7</b>	<b>76</b>	<b>76</b>
Carlow/Kildare	109	0.52	81	74.3	73	72	48	0.22	31	64.6	15	15
Laois/Offaly	25	0.20	13	52.0	9	9	45	0.36	42	93.3	37	37
Longford/Westmeath	43	0.38	27	62.8	23	21	35	0.30	17	48.6	13	13
Louth/Meath	69	0.24	39	56.5	29	28	46	0.15	26	56.5	11	11
<b>Dublin Metropolitan Region</b>	<b>419</b>	<b>0.36</b>	<b>231</b>	<b>55.1</b>	<b>166</b>	<b>152</b>	<b>405</b>	<b>0.35</b>	<b>245</b>	<b>60.5</b>	<b>201</b>	<b>196</b>
Eastern DMR	47	0.45	29	61.7	17	16	59	0.55	36	61.0	28	28
North Central DMR	47	0.19	30	63.8	21	20	23	0.10	13	56.5	8	7
Northern DMR	45	0.18	26	57.8	17	16	95	0.37	70	73.7	57	57
South Central DMR	27	0.10	11	40.7	5	4	38	0.14	16	42.1	15	13
Southern DMR	118	1.59	46	39.0	33	33	85	1.13	45	52.9	38	37
Western DMR	135	0.60	89	65.9	73	63	105	0.46	65	61.9	55	54
<b>Northern Region</b>	<b>142</b>	<b>0.42</b>	<b>96</b>	<b>67.6</b>	<b>76</b>	<b>75</b>	<b>110</b>	<b>0.32</b>	<b>74</b>	<b>67.3</b>	<b>58</b>	<b>58</b>
Cavan/Monaghan	36	0.30	26	72.2	24	23	24	0.20	15	62.5	10	10
Donegal	65	0.47	37	56.9	22	22	76	0.53	51	67.1	43	43
Sligo/Leitrim	41	0.53	33	80.5	30	30	10	0.13	8	80.0	5	5
<b>South Eastern Region</b>	<b>161</b>	<b>0.33</b>	<b>109</b>	<b>67.7</b>	<b>76</b>	<b>76</b>	<b>94</b>	<b>0.19</b>	<b>43</b>	<b>45.7</b>	<b>17</b>	<b>16</b>
Tipperary	47	0.32	37	78.7	35	35	30	0.20	13	43.3	5	5
Waterford/Kilkenny	71	0.41	47	66.2	23	23	28	0.16	15	53.6	5	4
Wexford/Wicklow	43	0.25	25	58.1	18	18	36	0.21	15	41.7	7	7
<b>Southern Region</b>	<b>178</b>	<b>0.23</b>	<b>105</b>	<b>59.0</b>	<b>67</b>	<b>66</b>	<b>184</b>	<b>0.23</b>	<b>116</b>	<b>63.0</b>	<b>82</b>	<b>81</b>
Cork City	60	0.28	41	68.3	24	24	68	0.32	49	72.1	43	42
Cork North	29	0.23	12	41.4	9	9	15	0.11	10	66.7	5	5
Cork West	20	0.16	14	70.0	10	10	26	0.21	17	65.4	7	7
Kerry	33	0.25	24	72.7	16	15	47	0.36	29	61.7	23	23
Limerick	36	0.20	14	38.9	8	8	28	0.15	11	39.3	4	4
<b>Western Region</b>	<b>218</b>	<b>0.45</b>	<b>178</b>	<b>81.7</b>	<b>155</b>	<b>154</b>	<b>133</b>	<b>0.27</b>	<b>70</b>	<b>52.6</b>	<b>42</b>	<b>41</b>
Clare	83	0.82	75	90.4	64	64	30	0.29	20	66.7	11	11
Galway West	81	0.49	68	84.0	62	62	54	0.32	26	48.1	21	21
Mayo	38	0.30	28	73.7	23	23	27	0.21	13	48.1	5	4
Roscommon/Galway East	16	0.17	7	43.8	6	5	22	0.23	11	50.0	5	5



**Table 3.07b Incidents recorded of Sexual assault (not aggravated) (ICCS 0215), incidents per 1,000 population, detection and proceedings, 2005 and 2006**

	2005						2006					
	Recorded	Per 1,000 population	Detected	Detection Rate (%)	With any Proceedings	With relevant Proceedings	Recorded	Per 1,000 population	Detected	Detection Rate (%)	With any Proceedings	With relevant Proceedings
<b>State</b>	<b>1,159</b>	<b>0.28</b>	<b>629</b>	<b>54.3</b>	<b>402</b>	<b>399</b>	<b>899</b>	<b>0.21</b>	<b>445</b>	<b>49.5</b>	<b>189</b>	<b>184</b>
<b>Eastern Region</b>	<b>166</b>	<b>0.21</b>	<b>84</b>	<b>50.6</b>	<b>49</b>	<b>48</b>	<b>148</b>	<b>0.18</b>	<b>70</b>	<b>47.3</b>	<b>35</b>	<b>33</b>
Carlow/Kildare	42	0.19	22	52.4	9	8	43	0.19	20	46.5	11	11
Laois/Offaly	25	0.19	16	64.0	6	6	20	0.15	11	55.0	3	3
Longford/Westmeath	34	0.28	16	47.1	13	13	22	0.18	10	45.5	5	5
Louth/Meath	65	0.21	30	46.2	21	21	63	0.19	29	46.0	16	14
<b>Dublin Metropolitan Region</b>	<b>340</b>	<b>0.29</b>	<b>135</b>	<b>39.7</b>	<b>89</b>	<b>88</b>	<b>258</b>	<b>0.21</b>	<b>113</b>	<b>43.8</b>	<b>52</b>	<b>50</b>
Eastern DMR	31	0.28	9	29.0	7	7	23	0.20	9	39.1	4	4
North Central DMR	30	0.13	8	26.7	4	4	35	0.15	13	37.1	5	4
Northern DMR	98	0.38	60	61.2	43	43	34	0.13	21	61.8	9	9
South Central DMR	57	0.21	10	17.5	5	4	49	0.17	25	51.0	14	14
Southern DMR	68	0.89	21	30.9	14	14	47	0.59	18	38.3	7	7
Western DMR	56	0.25	27	48.2	16	16	70	0.30	27	38.6	13	12
<b>Northern Region</b>	<b>157</b>	<b>0.45</b>	<b>124</b>	<b>79.0</b>	<b>86</b>	<b>86</b>	<b>81</b>	<b>0.23</b>	<b>38</b>	<b>46.9</b>	<b>10</b>	<b>10</b>
Cavan/Monaghan	24	0.19	19	79.2	5	5	33	0.26	16	48.5	4	4
Donegal	98	0.68	78	79.6	67	67	36	0.24	15	41.7	3	3
Sligo/Leitrim	35	0.44	27	77.1	14	14	12	0.15	7	58.3	3	3
<b>South Eastern Region</b>	<b>207</b>	<b>0.40</b>	<b>139</b>	<b>67.1</b>	<b>79</b>	<b>79</b>	<b>147</b>	<b>0.28</b>	<b>78</b>	<b>53.1</b>	<b>28</b>	<b>27</b>
Tipperary	90	0.60	65	72.2	43	43	35	0.23	24	68.6	9	9
Waterford/Kilkenny	55	0.30	35	63.6	18	18	68	0.37	36	52.9	13	13
Wexford/Wicklow	62	0.34	39	62.9	18	18	44	0.23	18	40.9	6	5
<b>Southern Region</b>	<b>172</b>	<b>0.21</b>	<b>81</b>	<b>47.1</b>	<b>46</b>	<b>46</b>	<b>173</b>	<b>0.21</b>	<b>100</b>	<b>57.8</b>	<b>40</b>	<b>40</b>
Cork City	39	0.18	15	38.5	10	10	40	0.18	22	55.0	7	7
Cork North	29	0.21	17	58.6	6	6	40	0.28	23	57.5	6	6
Cork West	20	0.15	9	45.0	4	4	23	0.17	19	82.6	11	11
Kerry	33	0.25	14	42.4	3	3	37	0.27	21	56.8	8	8
Limerick	51	0.27	26	51.0	23	23	33	0.17	15	45.5	8	8
<b>Western Region</b>	<b>117</b>	<b>0.23</b>	<b>66</b>	<b>56.4</b>	<b>53</b>	<b>52</b>	<b>92</b>	<b>0.18</b>	<b>46</b>	<b>50.0</b>	<b>24</b>	<b>24</b>
Clare	23	0.22	18	78.3	16	16	29	0.27	12	41.4	8	8
Galway West	44	0.25	17	38.6	9	9	26	0.14	13	50.0	7	7
Mayo	39	0.30	29	74.4	26	25	19	0.15	9	47.4	3	3
Roscommon/Galway East	11	0.11	2	18.2	2	2	18	0.18	12	66.7	6	6

Table 3.08a Incidents recorded of *Other sexual offences (ICCS 022)*, incidents per 1,000 population, detection and proceedings, 2003 and 2004

	2003						2004					
	Recorded	Per 1,000 population	Detected	Detection Rate (%)	With any Proceedings	With relevant Proceedings	Recorded	Per 1,000 population	Detected	Detection Rate (%)	With any Proceedings	With relevant Proceedings
<b>State</b>	<b>115</b>	<b>0.03</b>	<b>95</b>	<b>82.6</b>	<b>73</b>	<b>66</b>	<b>80</b>	<b>0.02</b>	<b>60</b>	<b>75.0</b>	<b>43</b>	<b>41</b>
<b>Eastern Region</b>	<b>9</b>	<b>0.01</b>	<b>5</b>	<b>55.6</b>	<b>4</b>	<b>0</b>	<b>5</b>	<b>0.01</b>	<b>4</b>	<b>80.0</b>	<b>3</b>	<b>3</b>
Carlow/Kildare	1	0.00	1	100.0	1	0	4	0.02	3	75.0	2	2
Laois/Offaly	0	0.00	0	N/A	0	0	0	0.00	0	N/A	0	0
Longford/Westmeath	1	0.01	0	0.0	0	0	1	0.01	1	100.0	1	1
Louth/Meath	7	0.02	4	57.1	3	0	0	0.00	0	N/A	0	0
<b>Dublin Metropolitan Region</b>	<b>58</b>	<b>0.05</b>	<b>51</b>	<b>87.9</b>	<b>48</b>	<b>48</b>	<b>45</b>	<b>0.04</b>	<b>33</b>	<b>73.3</b>	<b>25</b>	<b>23</b>
Eastern DMR	7	0.07	7	100.0	6	6	4	0.04	3	75.0	3	3
North Central DMR	17	0.07	17	100.0	17	17	5	0.02	1	20.0	0	0
Northern DMR	11	0.04	8	72.7	8	8	3	0.01	2	66.7	2	2
South Central DMR	9	0.03	8	88.9	8	8	3	0.01	0	0.0	0	0
Southern DMR	7	0.09	5	71.4	4	4	20	0.27	18	90.0	18	18
Western DMR	7	0.03	6	85.7	5	5	10	0.04	9	90.0	2	0
<b>Northern Region</b>	<b>3</b>	<b>0.01</b>	<b>2</b>	<b>66.7</b>	<b>0</b>	<b>0</b>	<b>3</b>	<b>0.01</b>	<b>2</b>	<b>66.7</b>	<b>0</b>	<b>0</b>
Cavan/Monaghan	2	0.02	2	100.0	0	0	0	0.00	0	N/A	0	0
Donegal	1	0.01	0	0.0	0	0	3	0.02	2	66.7	0	0
Sligo/Leitrim	0	0.00	0	N/A	0	0	0	0.00	0	N/A	0	0
<b>South Eastern Region</b>	<b>23</b>	<b>0.05</b>	<b>23</b>	<b>100.0</b>	<b>12</b>	<b>10</b>	<b>6</b>	<b>0.01</b>	<b>3</b>	<b>50.0</b>	<b>0</b>	<b>0</b>
Tipperary	3	0.02	3	100.0	3	3	2	0.01	0	0.0	0	0
Waterford/Kilkenny	17	0.10	17	100.0	7	5	3	0.02	2	66.7	0	0
Wexford/Wicklow	3	0.02	3	100.0	2	2	1	0.01	1	100.0	0	0
<b>Southern Region</b>	<b>16</b>	<b>0.02</b>	<b>10</b>	<b>62.5</b>	<b>7</b>	<b>7</b>	<b>20</b>	<b>0.03</b>	<b>17</b>	<b>85.0</b>	<b>15</b>	<b>15</b>
Cork City	2	0.01	1	50.0	0	0	4	0.02	2	50.0	2	2
Cork North	0	0.00	0	N/A	0	0	0	0.00	0	N/A	0	0
Cork West	4	0.03	2	50.0	1	1	1	0.01	0	0.0	0	0
Kerry	2	0.02	1	50.0	1	1	1	0.01	1	100.0	0	0
Limerick	8	0.04	6	75.0	5	5	14	0.08	14	100.0	13	13
<b>Western Region</b>	<b>6</b>	<b>0.01</b>	<b>4</b>	<b>66.7</b>	<b>2</b>	<b>1</b>	<b>1</b>	<b>0.00</b>	<b>1</b>	<b>100.0</b>	<b>0</b>	<b>0</b>
Clare	3	0.03	2	66.7	1	1	1	0.01	1	100.0	0	0
Galway West	2	0.01	1	50.0	0	0	0	0.00	0	N/A	0	0
Mayo	1	0.01	1	100.0	1	0	0	0.00	0	N/A	0	0
Roscommon/Galway East	0	0.00	0	N/A	0	0	0	0.00	0	N/A	0	0

Table 3.08b Incidents recorded of *Other sexual offences* (ICCS 022), incidents per 1,000 population, detection and and proceedings, 2005 and 2006

	2005						2006					
	Recorded	Per 1,000 population	Detected	Detection Rate (%)	With any Proceedings	With relevant Proceedings	Recorded	Per 1,000 population	Detected	Detection Rate (%)	With any Proceedings	With relevant Proceedings
<b>State</b>	<b>54</b>	<b>0.01</b>	<b>41</b>	<b>75.9</b>	<b>22</b>	<b>21</b>	<b>57</b>	<b>0.01</b>	<b>36</b>	<b>63.2</b>	<b>24</b>	<b>20</b>
<b>Eastern Region</b>	<b>10</b>	<b>0.01</b>	<b>8</b>	<b>80.0</b>	<b>3</b>	<b>3</b>	<b>11</b>	<b>0.01</b>	<b>6</b>	<b>54.5</b>	<b>2</b>	<b>1</b>
Carlow/Kildare	3	0.01	3	100.0	0	0	5	0.02	2	40.0	1	1
Laois/Offaly	0	0.00	0	N/A	0	0	3	0.02	1	33.3	1	0
Longford/Westmeath	0	0.00	0	N/A	0	0	1	0.01	1	100.0	0	0
Louth/Meath	7	0.02	5	71.4	3	3	2	0.01	2	100.0	0	0
<b>Dublin Metropolitan Region</b>	<b>13</b>	<b>0.01</b>	<b>12</b>	<b>92.3</b>	<b>7</b>	<b>6</b>	<b>25</b>	<b>0.02</b>	<b>15</b>	<b>60.0</b>	<b>11</b>	<b>10</b>
Eastern DMR	3	0.03	3	100.0	3	3	3	0.03	1	33.3	0	0
North Central DMR	2	0.01	2	100.0	1	1	6	0.03	3	50.0	3	2
Northern DMR	4	0.02	3	75.0	2	2	1	0.00	1	100.0	1	1
South Central DMR	0	0.00	0	N/A	0	0	4	0.01	1	25.0	1	1
Southern DMR	2	0.03	2	100.0	1	0	4	0.05	4	100.0	3	3
Western DMR	2	0.01	2	100.0	0	0	7	0.03	5	71.4	3	3
<b>Northern Region</b>	<b>5</b>	<b>0.01</b>	<b>3</b>	<b>60.0</b>	<b>2</b>	<b>2</b>	<b>5</b>	<b>0.01</b>	<b>3</b>	<b>60.0</b>	<b>2</b>	<b>2</b>
Cavan/Monaghan	1	0.01	1	100.0	1	1	0	0.00	0	N/A	0	0
Donegal	4	0.03	2	50.0	1	1	2	0.01	0	0.0	0	0
Sligo/Leitrim	0	0.00	0	N/A	0	0	3	0.04	3	100.0	2	2
<b>South Eastern Region</b>	<b>8</b>	<b>0.02</b>	<b>5</b>	<b>62.5</b>	<b>3</b>	<b>3</b>	<b>8</b>	<b>0.02</b>	<b>7</b>	<b>87.5</b>	<b>5</b>	<b>4</b>
Tipperary	0	0.00	0	N/A	0	0	3	0.02	3	100.0	2	2
Waterford/Kilkenny	1	0.01	1	100.0	1	1	2	0.01	1	50.0	1	0
Wexford/Wicklow	7	0.04	4	57.1	2	2	3	0.02	3	100.0	2	2
<b>Southern Region</b>	<b>14</b>	<b>0.02</b>	<b>11</b>	<b>78.6</b>	<b>5</b>	<b>5</b>	<b>4</b>	<b>0.00</b>	<b>2</b>	<b>50.0</b>	<b>1</b>	<b>1</b>
Cork City	5	0.02	3	60.0	2	2	2	0.01	1	50.0	1	1
Cork North	4	0.03	3	75.0	0	0	1	0.01	1	100.0	0	0
Cork West	3	0.02	3	100.0	3	3	1	0.01	0	0.0	0	0
Kerry	1	0.01	1	100.0	0	0	0	0.00	0	N/A	0	0
Limerick	1	0.01	1	100.0	0	0	0	0.00	0	N/A	0	0
<b>Western Region</b>	<b>4</b>	<b>0.01</b>	<b>2</b>	<b>50.0</b>	<b>2</b>	<b>2</b>	<b>4</b>	<b>0.01</b>	<b>3</b>	<b>75.0</b>	<b>3</b>	<b>2</b>
Clare	1	0.01	1	100.0	1	1	2	0.02	2	100.0	2	1
Galway West	1	0.01	1	100.0	1	1	0	0.00	0	N/A	0	0
Mayo	1	0.01	0	0.0	0	0	1	0.01	1	100.0	1	1
Roscommon/Galway East	1	0.01	0	0.0	0	0	1	0.01	0	0.0	0	0

Table 3.09a Incidents recorded of *Murder-attempt* (ICCS 0311), incidents per 1,000 population, detection and proceedings, 2003 and 2004

	2003						2004					
	Recorded	Per 1,000 population	Detected	Detection Rate (%)	With any Proceedings	With relevant Proceedings	Recorded	Per 1,000 population	Detected	Detection Rate (%)	With any Proceedings	With relevant Proceedings
<b>State</b>	<b>5</b>	<b>0.00</b>	<b>0</b>	<b>0.0</b>	<b>0</b>	<b>0</b>	<b>1</b>	<b>0.00</b>	<b>0</b>	<b>0.0</b>	<b>0</b>	<b>0</b>
<b>Eastern Region</b>	<b>1</b>	<b>0.00</b>	<b>0</b>	<b>0.0</b>	<b>0</b>	<b>0</b>	<b>1</b>	<b>0.00</b>	<b>0</b>	<b>0.0</b>	<b>0</b>	<b>0</b>
Carlow/Kildare	0	0.00	0	N/A	0	0	0	0.00	0	N/A	0	0
Laois/Offaly	0	0.00	0	N/A	0	0	0	0.00	0	N/A	0	0
Longford/Westmeath	0	0.00	0	N/A	0	0	0	0.00	0	N/A	0	0
Louth/Meath	1	0.00	0	0.0	0	0	1	0.00	0	0.0	0	0
<b>Dublin Metropolitan Region</b>	<b>4</b>	<b>0.00</b>	<b>0</b>	<b>0.0</b>	<b>0</b>	<b>0</b>	<b>0</b>	<b>0.00</b>	<b>0</b>	<b>N/A</b>	<b>0</b>	<b>0</b>
Eastern DMR	0	0.00	0	N/A	0	0	0	0.00	0	N/A	0	0
North Central DMR	0	0.00	0	N/A	0	0	0	0.00	0	N/A	0	0
Northern DMR	0	0.00	0	N/A	0	0	0	0.00	0	N/A	0	0
South Central DMR	2	0.01	0	0.0	0	0	0	0.00	0	N/A	0	0
Southern DMR	1	0.01	0	0.0	0	0	0	0.00	0	N/A	0	0
Western DMR	1	0.00	0	0.0	0	0	0	0.00	0	N/A	0	0
<b>Northern Region</b>	<b>0</b>	<b>0.00</b>	<b>0</b>	<b>N/A</b>	<b>0</b>	<b>0</b>	<b>0</b>	<b>0.00</b>	<b>0</b>	<b>N/A</b>	<b>0</b>	<b>0</b>
Cavan/Monaghan	0	0.00	0	N/A	0	0	0	0.00	0	N/A	0	0
Donegal	0	0.00	0	N/A	0	0	0	0.00	0	N/A	0	0
Sligo/Leitrim	0	0.00	0	N/A	0	0	0	0.00	0	N/A	0	0
<b>South Eastern Region</b>	<b>0</b>	<b>0.00</b>	<b>0</b>	<b>N/A</b>	<b>0</b>	<b>0</b>	<b>0</b>	<b>0.00</b>	<b>0</b>	<b>N/A</b>	<b>0</b>	<b>0</b>
Tipperary	0	0.00	0	N/A	0	0	0	0.00	0	N/A	0	0
Waterford/Kilkenny	0	0.00	0	N/A	0	0	0	0.00	0	N/A	0	0
Wexford/Wicklow	0	0.00	0	N/A	0	0	0	0.00	0	N/A	0	0
<b>Southern Region</b>	<b>0</b>	<b>0.00</b>	<b>0</b>	<b>N/A</b>	<b>0</b>	<b>0</b>	<b>0</b>	<b>0.00</b>	<b>0</b>	<b>N/A</b>	<b>0</b>	<b>0</b>
Cork City	0	0.00	0	N/A	0	0	0	0.00	0	N/A	0	0
Cork North	0	0.00	0	N/A	0	0	0	0.00	0	N/A	0	0
Cork West	0	0.00	0	N/A	0	0	0	0.00	0	N/A	0	0
Kerry	0	0.00	0	N/A	0	0	0	0.00	0	N/A	0	0
Limerick	0	0.00	0	N/A	0	0	0	0.00	0	N/A	0	0
<b>Western Region</b>	<b>0</b>	<b>0.00</b>	<b>0</b>	<b>N/A</b>	<b>0</b>	<b>0</b>	<b>0</b>	<b>0.00</b>	<b>0</b>	<b>N/A</b>	<b>0</b>	<b>0</b>
Clare	0	0.00	0	N/A	0	0	0	0.00	0	N/A	0	0
Galway West	0	0.00	0	N/A	0	0	0	0.00	0	N/A	0	0
Mayo	0	0.00	0	N/A	0	0	0	0.00	0	N/A	0	0
Roscommon/Galway East	0	0.00	0	N/A	0	0	0	0.00	0	N/A	0	0

Table 3.09b Incidents recorded of *Murder-attempt* (ICCS 0311), incidents per 1,000 population, detection and proceedings, 2005 and 2006

	2005						2006					
	Recorded	Per 1,000 population	Detected	Detection Rate (%)	With any Proceedings	With relevant Proceedings	Recorded	Per 1,000 population	Detected	Detection Rate (%)	With any Proceedings	With relevant Proceedings
<b>State</b>	<b>7</b>	<b>0.00</b>	<b>6</b>	<b>85.7</b>	<b>4</b>	<b>3</b>	<b>8</b>	<b>0.00</b>	<b>5</b>	<b>62.5</b>	<b>4</b>	<b>3</b>
<b>Eastern Region</b>	<b>2</b>	<b>0.00</b>	<b>2</b>	<b>100.0</b>	<b>1</b>	<b>1</b>	<b>3</b>	<b>0.00</b>	<b>1</b>	<b>33.3</b>	<b>0</b>	<b>0</b>
Carlow/Kildare	0	0.00	0	N/A	0	0	0	0.00	0	N/A	0	0
Laois/Offaly	1	0.01	1	100.0	1	1	0	0.00	0	N/A	0	0
Longford/Westmeath	1	0.01	1	100.0	0	0	0	0.00	0	N/A	0	0
Louth/Meath	0	0.00	0	N/A	0	0	3	0.01	1	33.3	0	0
<b>Dublin Metropolitan Region</b>	<b>4</b>	<b>0.00</b>	<b>3</b>	<b>75.0</b>	<b>2</b>	<b>1</b>	<b>3</b>	<b>0.00</b>	<b>3</b>	<b>100.0</b>	<b>3</b>	<b>2</b>
Eastern DMR	0	0.00	0	N/A	0	0	0	0.00	0	N/A	0	0
North Central DMR	0	0.00	0	N/A	0	0	1	0.00	1	100.0	1	0
Northern DMR	1	0.00	1	100.0	0	0	1	0.00	1	100.0	1	1
South Central DMR	0	0.00	0	N/A	0	0	0	0.00	0	N/A	0	0
Southern DMR	2	0.03	1	50.0	1	1	0	0.00	0	N/A	0	0
Western DMR	1	0.00	1	100.0	1	0	1	0.00	1	100.0	1	1
<b>Northern Region</b>	<b>0</b>	<b>0.00</b>	<b>0</b>	<b>N/A</b>	<b>0</b>	<b>0</b>	<b>0</b>	<b>0.00</b>	<b>0</b>	<b>N/A</b>	<b>0</b>	<b>0</b>
Cavan/Monaghan	0	0.00	0	N/A	0	0	0	0.00	0	N/A	0	0
Donegal	0	0.00	0	N/A	0	0	0	0.00	0	N/A	0	0
Sligo/Leitrim	0	0.00	0	N/A	0	0	0	0.00	0	N/A	0	0
<b>South Eastern Region</b>	<b>1</b>	<b>0.00</b>	<b>1</b>	<b>100.0</b>	<b>1</b>	<b>1</b>	<b>1</b>	<b>0.00</b>	<b>1</b>	<b>100.0</b>	<b>1</b>	<b>1</b>
Tipperary	0	0.00	0	N/A	0	0	1	0.01	1	100.0	1	1
Waterford/Kilkenny	1	0.01	1	100.0	1	1	0	0.00	0	N/A	0	0
Wexford/Wicklow	0	0.00	0	N/A	0	0	0	0.00	0	N/A	0	0
<b>Southern Region</b>	<b>0</b>	<b>0.00</b>	<b>0</b>	<b>N/A</b>	<b>0</b>	<b>0</b>	<b>1</b>	<b>0.00</b>	<b>0</b>	<b>0.0</b>	<b>0</b>	<b>0</b>
Cork City	0	0.00	0	N/A	0	0	0	0.00	0	N/A	0	0
Cork North	0	0.00	0	N/A	0	0	0	0.00	0	N/A	0	0
Cork West	0	0.00	0	N/A	0	0	0	0.00	0	N/A	0	0
Kerry	0	0.00	0	N/A	0	0	0	0.00	0	N/A	0	0
Limerick	0	0.00	0	N/A	0	0	1	0.01	0	0.0	0	0
<b>Western Region</b>	<b>0</b>	<b>0.00</b>	<b>0</b>	<b>N/A</b>	<b>0</b>	<b>0</b>	<b>0</b>	<b>0.00</b>	<b>0</b>	<b>N/A</b>	<b>0</b>	<b>0</b>
Clare	0	0.00	0	N/A	0	0	0	0.00	0	N/A	0	0
Galway West	0	0.00	0	N/A	0	0	0	0.00	0	N/A	0	0
Mayo	0	0.00	0	N/A	0	0	0	0.00	0	N/A	0	0
Roscommon/Galway East	0	0.00	0	N/A	0	0	0	0.00	0	N/A	0	0

Table 3.10a Incidents recorded of *Murder-threat* (ICCS 0312), incidents per 1,000 population, detection and proceedings, 2003 and 2004

	2003						2004					
	Recorded	Per 1,000 population	Detected	Detection Rate (%)	With any Proceedings	With relevant Proceedings	Recorded	Per 1,000 population	Detected	Detection Rate (%)	With any Proceedings	With relevant Proceedings
<b>State</b>	<b>42</b>	<b>0.01</b>	<b>33</b>	<b>78.6</b>	<b>28</b>	<b>26</b>	<b>48</b>	<b>0.01</b>	<b>36</b>	<b>75.0</b>	<b>31</b>	<b>27</b>
<b>Eastern Region</b>	<b>1</b>	<b>0.00</b>	<b>1</b>	<b>100.0</b>	<b>1</b>	<b>1</b>	<b>0</b>	<b>0.00</b>	<b>0</b>	<b>N/A</b>	<b>0</b>	<b>0</b>
Carlow/Kildare	0	0.00	0	N/A	0	0	0	0.00	0	N/A	0	0
Laois/Offaly	0	0.00	0	N/A	0	0	0	0.00	0	N/A	0	0
Longford/Westmeath	0	0.00	0	N/A	0	0	0	0.00	0	N/A	0	0
Louth/Meath	1	0.00	1	100.0	1	1	0	0.00	0	N/A	0	0
<b>Dublin Metropolitan Region</b>	<b>8</b>	<b>0.01</b>	<b>8</b>	<b>100.0</b>	<b>4</b>	<b>2</b>	<b>23</b>	<b>0.02</b>	<b>17</b>	<b>73.9</b>	<b>16</b>	<b>16</b>
Eastern DMR	0	0.00	0	N/A	0	0	1	0.01	1	100.0	1	1
North Central DMR	0	0.00	0	N/A	0	0	4	0.02	3	75.0	3	3
Northern DMR	2	0.01	2	100.0	2	0	15	0.06	11	73.3	10	10
South Central DMR	1	0.00	1	100.0	0	0	1	0.00	0	0.0	0	0
Southern DMR	4	0.05	4	100.0	1	1	0	0.00	0	N/A	0	0
Western DMR	1	0.00	1	100.0	1	1	2	0.01	2	100.0	2	2
<b>Northern Region</b>	<b>1</b>	<b>0.00</b>	<b>0</b>	<b>0.0</b>	<b>0</b>	<b>0</b>	<b>1</b>	<b>0.00</b>	<b>0</b>	<b>0.0</b>	<b>0</b>	<b>0</b>
Cavan/Monaghan	0	0.00	0	N/A	0	0	0	0.00	0	N/A	0	0
Donegal	1	0.01	0	0.0	0	0	1	0.01	0	0.0	0	0
Sligo/Leitrim	0	0.00	0	N/A	0	0	0	0.00	0	N/A	0	0
<b>South Eastern Region</b>	<b>1</b>	<b>0.00</b>	<b>0</b>	<b>0.0</b>	<b>0</b>	<b>0</b>	<b>0</b>	<b>0.00</b>	<b>0</b>	<b>N/A</b>	<b>0</b>	<b>0</b>
Tipperary	0	0.00	0	N/A	0	0	0	0.00	0	N/A	0	0
Waterford/Kilkenny	1	0.01	0	0.0	0	0	0	0.00	0	N/A	0	0
Wexford/Wicklow	0	0.00	0	N/A	0	0	0	0.00	0	N/A	0	0
<b>Southern Region</b>	<b>30</b>	<b>0.04</b>	<b>23</b>	<b>76.7</b>	<b>22</b>	<b>22</b>	<b>23</b>	<b>0.03</b>	<b>18</b>	<b>78.3</b>	<b>14</b>	<b>11</b>
Cork City	2	0.01	0	0.0	0	0	0	0.00	0	N/A	0	0
Cork North	0	0.00	0	N/A	0	0	0	0.00	0	N/A	0	0
Cork West	0	0.00	0	N/A	0	0	1	0.01	1	100.0	1	1
Kerry	0	0.00	0	N/A	0	0	0	0.00	0	N/A	0	0
Limerick	28	0.15	23	82.1	22	22	22	0.12	17	77.3	13	10
<b>Western Region</b>	<b>1</b>	<b>0.00</b>	<b>1</b>	<b>100.0</b>	<b>1</b>	<b>1</b>	<b>1</b>	<b>0.00</b>	<b>1</b>	<b>100.0</b>	<b>1</b>	<b>0</b>
Clare	1	0.01	1	100.0	1	1	1	0.01	1	100.0	1	0
Galway West	0	0.00	0	N/A	0	0	0	0.00	0	N/A	0	0
Mayo	0	0.00	0	N/A	0	0	0	0.00	0	N/A	0	0
Roscommon/Galway East	0	0.00	0	N/A	0	0	0	0.00	0	N/A	0	0

Table 3.10b Incidents recorded of *Murder-threat* (ICCS 0312), incidents per 1,000 population, detection and proceedings, 2005 and 2006

	2005						2006					
	Recorded	Per 1,000 population	Detected	Detection Rate (%)	With any Proceedings	With relevant Proceedings	Recorded	Per 1,000 population	Detected	Detection Rate (%)	With any Proceedings	With relevant Proceedings
<b>State</b>	<b>94</b>	<b>0.02</b>	<b>70</b>	<b>74.5</b>	<b>54</b>	<b>47</b>	<b>95</b>	<b>0.02</b>	<b>85</b>	<b>89.5</b>	<b>55</b>	<b>50</b>
<b>Eastern Region</b>	<b>0</b>	<b>0.00</b>	<b>0</b>	<b>N/A</b>	<b>0</b>	<b>0</b>	<b>5</b>	<b>0.01</b>	<b>3</b>	<b>60.0</b>	<b>1</b>	<b>1</b>
Carlow/Kildare	0	0.00	0	N/A	0	0	1	0.00	1	100.0	0	0
Laois/Offaly	0	0.00	0	N/A	0	0	2	0.01	2	100.0	1	1
Longford/Westmeath	0	0.00	0	N/A	0	0	0	0.00	0	N/A	0	0
Louth/Meath	0	0.00	0	N/A	0	0	2	0.01	0	0.0	0	0
<b>Dublin Metropolitan Region</b>	<b>42</b>	<b>0.04</b>	<b>37</b>	<b>88.1</b>	<b>32</b>	<b>27</b>	<b>47</b>	<b>0.04</b>	<b>45</b>	<b>95.7</b>	<b>34</b>	<b>30</b>
Eastern DMR	1	0.01	1	100.0	0	0	2	0.02	2	100.0	1	1
North Central DMR	3	0.01	3	100.0	3	1	8	0.03	7	87.5	6	6
Northern DMR	28	0.11	26	92.9	23	21	28	0.11	28	100.0	21	19
South Central DMR	4	0.01	3	75.0	2	1	4	0.01	3	75.0	2	2
Southern DMR	1	0.01	1	100.0	1	1	1	0.01	1	100.0	1	0
Western DMR	5	0.02	3	60.0	3	3	4	0.02	4	100.0	3	2
<b>Northern Region</b>	<b>0</b>	<b>0.00</b>	<b>0</b>	<b>N/A</b>	<b>0</b>	<b>0</b>	<b>1</b>	<b>0.00</b>	<b>1</b>	<b>100.0</b>	<b>1</b>	<b>1</b>
Cavan/Monaghan	0	0.00	0	N/A	0	0	0	0.00	0	N/A	0	0
Donegal	0	0.00	0	N/A	0	0	1	0.01	1	100.0	1	1
Sligo/Leitrim	0	0.00	0	N/A	0	0	0	0.00	0	N/A	0	0
<b>South Eastern Region</b>	<b>5</b>	<b>0.01</b>	<b>4</b>	<b>80.0</b>	<b>4</b>	<b>4</b>	<b>6</b>	<b>0.01</b>	<b>5</b>	<b>83.3</b>	<b>1</b>	<b>1</b>
Tipperary	0	0.00	0	N/A	0	0	0	0.00	0	N/A	0	0
Waterford/Kilkenny	4	0.02	3	75.0	3	3	5	0.03	4	80.0	0	0
Wexford/Wicklow	1	0.01	1	100.0	1	1	1	0.01	1	100.0	1	1
<b>Southern Region</b>	<b>41</b>	<b>0.05</b>	<b>26</b>	<b>63.4</b>	<b>17</b>	<b>15</b>	<b>33</b>	<b>0.04</b>	<b>29</b>	<b>87.9</b>	<b>17</b>	<b>16</b>
Cork City	2	0.01	2	100.0	2	2	1	0.00	1	100.0	1	1
Cork North	0	0.00	0	N/A	0	0	0	0.00	0	N/A	0	0
Cork West	2	0.02	2	100.0	2	2	0	0.00	0	N/A	0	0
Kerry	0	0.00	0	N/A	0	0	0	0.00	0	N/A	0	0
Limerick	37	0.20	22	59.5	13	11	32	0.17	28	87.5	16	15
<b>Western Region</b>	<b>6</b>	<b>0.01</b>	<b>3</b>	<b>50.0</b>	<b>1</b>	<b>1</b>	<b>3</b>	<b>0.01</b>	<b>2</b>	<b>66.7</b>	<b>1</b>	<b>1</b>
Clare	2	0.02	1	50.0	0	0	1	0.01	1	100.0	0	0
Galway West	4	0.02	2	50.0	1	1	2	0.01	1	50.0	1	1
Mayo	0	0.00	0	N/A	0	0	0	0.00	0	N/A	0	0
Roscommon/Galway East	0	0.00	0	N/A	0	0	0	0.00	0	N/A	0	0

**Table 3.11a Incidents recorded of Assault causing harm, Poisoning (ICCS 0321, 0322), incidents per 1,000 population, detection and proceedings, 2003 and 2004**

	2003						2004					
	Recorded	Per 1,000 population	Detected	Detection Rate (%)	With any Proceedings	With relevant Proceedings	Recorded	Per 1,000 population	Detected	Detection Rate (%)	With any Proceedings	With relevant Proceedings
<b>State</b>	<b>3,943</b>	<b>0.99</b>	<b>2,750</b>	<b>69.7</b>	<b>2,156</b>	<b>2,130</b>	<b>3,895</b>	<b>0.96</b>	<b>2,613</b>	<b>67.1</b>	<b>2,071</b>	<b>2,047</b>
<b>Eastern Region</b>	<b>630</b>	<b>0.86</b>	<b>471</b>	<b>74.8</b>	<b>386</b>	<b>383</b>	<b>594</b>	<b>0.79</b>	<b>444</b>	<b>74.7</b>	<b>371</b>	<b>370</b>
Carlow/Kildare	197	0.94	140	71.1	110	110	183	0.85	132	72.1	100	100
Laois/Offaly	96	0.78	87	90.6	72	72	119	0.94	100	84.0	84	84
Longford/Westmeath	119	1.05	92	77.3	80	78	97	0.83	77	79.4	68	68
Louth/Meath	218	0.76	152	69.7	124	123	195	0.66	135	69.2	119	118
<b>Dublin Metropolitan Region</b>	<b>1,385</b>	<b>1.20</b>	<b>833</b>	<b>60.1</b>	<b>627</b>	<b>614</b>	<b>1,417</b>	<b>1.21</b>	<b>761</b>	<b>53.7</b>	<b>567</b>	<b>555</b>
Eastern DMR	138	1.31	89	64.5	71	69	138	1.28	63	45.7	50	50
North Central DMR	202	0.84	114	56.4	84	80	257	1.07	169	65.8	138	134
Northern DMR	175	0.69	119	68.0	80	77	219	0.86	139	63.5	97	94
South Central DMR	269	1.04	160	59.5	127	124	261	0.99	128	49.0	96	94
Southern DMR	303	4.09	190	62.7	137	137	256	3.40	141	55.1	102	100
Western DMR	298	1.32	161	54.0	128	127	286	1.26	121	42.3	84	83
<b>Northern Region</b>	<b>382</b>	<b>1.14</b>	<b>273</b>	<b>71.5</b>	<b>231</b>	<b>229</b>	<b>362</b>	<b>1.06</b>	<b>272</b>	<b>75.1</b>	<b>238</b>	<b>238</b>
Cavan/Monaghan	132	1.11	106	80.3	89	89	142	1.17	123	86.6	108	108
Donegal	184	1.32	122	66.3	104	102	156	1.10	102	65.4	87	87
Sligo/Leitrim	66	0.85	45	68.2	38	38	64	0.81	47	73.4	43	43
<b>South Eastern Region</b>	<b>419</b>	<b>0.85</b>	<b>341</b>	<b>81.4</b>	<b>252</b>	<b>250</b>	<b>434</b>	<b>0.87</b>	<b>342</b>	<b>78.8</b>	<b>240</b>	<b>236</b>
Tipperary	122	0.83	95	77.9	80	79	111	0.75	90	81.1	61	60
Waterford/Kilkenny	192	1.10	161	83.9	112	111	202	1.14	159	78.7	115	113
Wexford/Wicklow	105	0.61	85	81.0	60	60	121	0.69	93	76.9	64	63
<b>Southern Region</b>	<b>709</b>	<b>0.91</b>	<b>524</b>	<b>73.9</b>	<b>413</b>	<b>409</b>	<b>707</b>	<b>0.90</b>	<b>532</b>	<b>75.2</b>	<b>438</b>	<b>434</b>
Cork City	228	1.08	171	75.0	130	129	220	1.04	157	71.4	133	131
Cork North	99	0.77	68	68.7	54	53	71	0.54	52	73.2	42	42
Cork West	104	0.84	87	83.7	65	65	117	0.93	102	87.2	77	76
Kerry	101	0.77	84	83.2	65	64	125	0.95	96	76.8	80	79
Limerick	177	0.98	114	64.4	99	98	174	0.95	125	71.8	106	106
<b>Western Region</b>	<b>418</b>	<b>0.85</b>	<b>308</b>	<b>73.7</b>	<b>247</b>	<b>245</b>	<b>381</b>	<b>0.77</b>	<b>262</b>	<b>68.8</b>	<b>217</b>	<b>214</b>
Clare	95	0.93	69	72.6	47	47	78	0.76	50	64.1	38	38
Galway West	153	0.92	109	71.2	83	83	114	0.67	75	65.8	65	64
Mayo	101	0.81	81	80.2	68	68	103	0.82	77	74.8	62	60
Roscommon/Galway East	69	0.72	49	71.0	49	47	86	0.89	60	69.8	52	52



**Table 3.11b Incidents recorded of Assault causing harm, Poisoning (ICCS 0321, 0322), incidents per 1,000 population, detection and proceedings, 2005 and 2006**

	2005						2006					
	Recorded	Per 1,000 population	Detected	Detection Rate (%)	With any Proceedings	With relevant Proceedings	Recorded	Per 1,000 population	Detected	Detection Rate (%)	With any Proceedings	With relevant Proceedings
<b>State</b>	<b>3,712</b>	<b>0.90</b>	<b>2,557</b>	<b>68.9</b>	<b>1,956</b>	<b>1,923</b>	<b>4,013</b>	<b>0.95</b>	<b>3,002</b>	<b>74.8</b>	<b>2,099</b>	<b>2,062</b>
<b>Eastern Region</b>	<b>590</b>	<b>0.76</b>	<b>442</b>	<b>74.9</b>	<b>356</b>	<b>350</b>	<b>642</b>	<b>0.79</b>	<b>479</b>	<b>74.6</b>	<b>344</b>	<b>338</b>
Carlow/Kildare	175	0.79	140	80.0	104	103	224	0.97	166	74.1	105	104
Laois/Offaly	116	0.90	102	87.9	86	84	94	0.70	77	81.9	65	63
Longford/Westmeath	100	0.84	66	66.0	54	52	107	0.87	77	72.0	61	61
Louth/Meath	199	0.64	134	67.3	112	111	217	0.67	159	73.3	113	110
<b>Dublin Metropolitan Region</b>	<b>1,217</b>	<b>1.03</b>	<b>684</b>	<b>56.2</b>	<b>513</b>	<b>502</b>	<b>1,230</b>	<b>1.02</b>	<b>766</b>	<b>62.3</b>	<b>506</b>	<b>487</b>
Eastern DMR	169	1.52	97	57.4	72	72	114	0.98	81	71.1	55	52
North Central DMR	198	0.83	117	59.1	92	89	204	0.87	128	62.7	86	79
Northern DMR	197	0.76	129	65.5	95	92	215	0.82	148	68.8	89	88
South Central DMR	241	0.89	134	55.6	104	100	284	0.99	156	54.9	103	101
Southern DMR	192	2.50	101	52.6	70	70	192	2.42	119	62.0	84	82
Western DMR	220	0.97	106	48.2	80	79	221	0.96	134	60.6	89	85
<b>Northern Region</b>	<b>407</b>	<b>1.17</b>	<b>317</b>	<b>77.9</b>	<b>271</b>	<b>270</b>	<b>484</b>	<b>1.36</b>	<b>409</b>	<b>84.5</b>	<b>305</b>	<b>303</b>
Cavan/Monaghan	168	1.35	147	87.5	131	131	176	1.38	164	93.2	140	139
Donegal	193	1.34	135	69.9	115	115	238	1.62	191	80.3	132	131
Sligo/Leitrim	46	0.57	35	76.1	25	24	70	0.85	54	77.1	33	33
<b>South Eastern Region</b>	<b>400</b>	<b>0.78</b>	<b>308</b>	<b>77.0</b>	<b>205</b>	<b>200</b>	<b>458</b>	<b>0.87</b>	<b>382</b>	<b>83.4</b>	<b>252</b>	<b>251</b>
Tipperary	111	0.74	80	72.1	56	55	121	0.79	101	83.5	73	72
Waterford/Kilkenny	184	1.01	150	81.5	95	92	193	1.04	154	79.8	95	95
Wexford/Wicklow	105	0.58	78	74.3	54	53	144	0.77	127	88.2	84	84
<b>Southern Region</b>	<b>701</b>	<b>0.87</b>	<b>509</b>	<b>72.6</b>	<b>383</b>	<b>376</b>	<b>813</b>	<b>1.00</b>	<b>652</b>	<b>80.2</b>	<b>459</b>	<b>456</b>
Cork City	225	1.05	154	68.4	116	111	267	1.23	199	74.5	138	137
Cork North	104	0.76	80	76.9	68	68	87	0.61	79	90.8	66	66
Cork West	102	0.79	86	84.3	63	62	98	0.74	85	86.7	53	53
Kerry	96	0.72	72	75.0	42	42	148	1.09	125	84.5	84	83
Limerick	174	0.93	117	67.2	94	93	213	1.12	164	77.0	118	117
<b>Western Region</b>	<b>397</b>	<b>0.78</b>	<b>297</b>	<b>74.8</b>	<b>228</b>	<b>225</b>	<b>386</b>	<b>0.74</b>	<b>314</b>	<b>81.3</b>	<b>233</b>	<b>227</b>
Clare	74	0.70	50	67.6	37	37	80	0.74	66	82.5	46	44
Galway West	146	0.83	105	71.9	75	73	123	0.68	97	78.9	79	75
Mayo	111	0.86	92	82.9	76	75	109	0.84	88	80.7	60	60
Roscommon/Galway East	66	0.67	50	75.8	40	40	74	0.73	63	85.1	48	48

Table 3.12a Incidents recorded of *Other assault* (ICCS 0323, 0324), incidents per 1,000 population, detection and proceedings, 2003 and 2004

	2003						2004					
	Recorded	Per 1,000 population	Detected	Detection Rate (%)	With any Proceedings	With relevant Proceedings	Recorded	Per 1,000 population	Detected	Detection Rate (%)	With any Proceedings	With relevant Proceedings
<b>State</b>	<b>8,488</b>	<b>2.13</b>	<b>5,577</b>	<b>65.7</b>	<b>4,176</b>	<b>4,115</b>	<b>8,362</b>	<b>2.07</b>	<b>5,285</b>	<b>63.2</b>	<b>3,833</b>	<b>3,773</b>
<b>Eastern Region</b>	<b>1,636</b>	<b>2.24</b>	<b>1,165</b>	<b>71.2</b>	<b>849</b>	<b>837</b>	<b>1,477</b>	<b>1.96</b>	<b>1,036</b>	<b>70.1</b>	<b>747</b>	<b>734</b>
Carlow/Kildare	457	2.19	344	75.3	260	256	433	2.02	325	75.1	235	232
Laois/Offaly	299	2.43	240	80.3	164	161	307	2.44	257	83.7	186	182
Longford/Westmeath	278	2.44	170	61.2	125	122	301	2.58	183	60.8	131	129
Louth/Meath	602	2.11	411	68.3	300	298	436	1.47	271	62.2	195	191
<b>Dublin Metropolitan Region</b>	<b>2,150</b>	<b>1.86</b>	<b>1,166</b>	<b>54.2</b>	<b>898</b>	<b>881</b>	<b>2,220</b>	<b>1.90</b>	<b>1,029</b>	<b>46.4</b>	<b>744</b>	<b>727</b>
Eastern DMR	228	2.17	143	62.7	108	106	244	2.27	117	48.0	83	82
North Central DMR	352	1.46	195	55.4	162	162	358	1.49	160	44.7	134	131
Northern DMR	292	1.15	157	53.8	113	106	339	1.33	183	54.0	120	117
South Central DMR	412	1.59	218	52.9	176	174	383	1.45	177	46.2	138	134
Southern DMR	391	5.27	228	58.3	176	174	495	6.58	218	44.0	152	150
Western DMR	475	2.11	225	47.4	163	159	401	1.77	174	43.4	117	113
<b>Northern Region</b>	<b>1,081</b>	<b>3.22</b>	<b>714</b>	<b>66.0</b>	<b>547</b>	<b>540</b>	<b>1,041</b>	<b>3.03</b>	<b>677</b>	<b>65.0</b>	<b>536</b>	<b>529</b>
Cavan/Monaghan	425	3.59	330	77.6	269	267	439	3.61	330	75.2	273	269
Donegal	469	3.36	279	59.5	198	194	434	3.05	259	59.7	194	192
Sligo/Leitrim	187	2.41	105	56.1	80	79	168	2.12	88	52.4	69	68
<b>South Eastern Region</b>	<b>887</b>	<b>1.80</b>	<b>712</b>	<b>80.3</b>	<b>503</b>	<b>492</b>	<b>973</b>	<b>1.94</b>	<b>749</b>	<b>77.0</b>	<b>499</b>	<b>492</b>
Tipperary	266	1.82	213	80.1	155	152	313	2.12	227	72.5	156	153
Waterford/Kilkenny	317	1.81	267	84.2	174	168	348	1.96	283	81.3	176	174
Wexford/Wicklow	304	1.78	232	76.3	174	172	312	1.78	239	76.6	167	165
<b>Southern Region</b>	<b>1,709</b>	<b>2.21</b>	<b>1,174</b>	<b>68.7</b>	<b>898</b>	<b>890</b>	<b>1,660</b>	<b>2.11</b>	<b>1,181</b>	<b>71.1</b>	<b>856</b>	<b>845</b>
Cork City	554	2.63	397	71.7	308	305	518	2.44	386	74.5	296	294
Cork North	263	2.05	165	62.7	130	128	282	2.14	212	75.2	161	160
Cork West	202	1.63	167	82.7	118	118	189	1.50	168	88.9	110	106
Kerry	258	1.98	175	67.8	130	128	267	2.02	176	65.9	127	124
Limerick	432	2.38	270	62.5	212	211	404	2.20	239	59.2	162	161
<b>Western Region</b>	<b>1,025</b>	<b>2.10</b>	<b>646</b>	<b>63.0</b>	<b>481</b>	<b>475</b>	<b>991</b>	<b>2.00</b>	<b>613</b>	<b>61.9</b>	<b>451</b>	<b>446</b>
Clare	253	2.49	176	69.6	120	117	191	1.85	115	60.2	82	82
Galway West	328	1.97	190	57.9	141	141	361	2.13	212	58.7	155	153
Mayo	271	2.17	186	68.6	142	140	281	2.23	182	64.8	133	131
Roscommon/Galway East	173	1.80	94	54.3	78	77	158	1.63	104	65.8	81	80

Table 3.12b Incidents recorded of *Other assault* (ICCS 0323, 0324), incidents per 1,000 population, detection and proceedings, 2005 and 2006

	2005						2006					
	Recorded	Per 1,000 population	Detected	Detection Rate (%)	With any Proceedings	With relevant Proceedings	Recorded	Per 1,000 population	Detected	Detection Rate (%)	With any Proceedings	With relevant Proceedings
<b>State</b>	<b>8,770</b>	<b>2.12</b>	<b>5,169</b>	<b>58.9</b>	<b>3,548</b>	<b>3,491</b>	<b>9,707</b>	<b>2.29</b>	<b>5,817</b>	<b>59.9</b>	<b>3,269</b>	<b>3,191</b>
<b>Eastern Region</b>	<b>1,566</b>	<b>2.01</b>	<b>1,034</b>	<b>66.0</b>	<b>708</b>	<b>697</b>	<b>1,683</b>	<b>2.07</b>	<b>1,109</b>	<b>65.9</b>	<b>650</b>	<b>638</b>
Carlow/Kildare	446	2.01	323	72.4	203	199	451	1.95	300	66.5	180	178
Laois/Offaly	351	2.71	269	76.6	180	177	370	2.76	263	71.1	166	163
Longford/Westmeath	266	2.23	127	47.7	87	85	309	2.51	177	57.3	108	107
Louth/Meath	503	1.62	315	62.6	238	236	553	1.70	369	66.7	196	190
<b>Dublin Metropolitan Region</b>	<b>2,219</b>	<b>1.87</b>	<b>884</b>	<b>39.8</b>	<b>610</b>	<b>594</b>	<b>2,684</b>	<b>2.22</b>	<b>1,149</b>	<b>42.8</b>	<b>616</b>	<b>593</b>
Eastern DMR	291	2.62	122	41.9	84	81	292	2.51	130	44.5	56	54
North Central DMR	270	1.13	113	41.9	88	86	398	1.70	156	39.2	101	96
Northern DMR	347	1.35	136	39.2	92	85	427	1.63	207	48.5	95	91
South Central DMR	386	1.42	132	34.2	91	88	468	1.64	207	44.2	123	118
Southern DMR	457	5.95	199	43.5	125	125	520	6.55	209	40.2	102	101
Western DMR	468	2.05	182	38.9	130	129	579	2.51	240	41.5	139	133
<b>Northern Region</b>	<b>1,099</b>	<b>3.15</b>	<b>707</b>	<b>64.3</b>	<b>539</b>	<b>531</b>	<b>1,138</b>	<b>3.19</b>	<b>761</b>	<b>66.9</b>	<b>495</b>	<b>486</b>
Cavan/Monaghan	441	3.56	321	72.8	245	242	464	3.64	357	76.9	267	261
Donegal	469	3.25	271	57.8	205	203	486	3.30	305	62.8	164	162
Sligo/Leitrim	189	2.35	115	60.8	89	86	188	2.29	99	52.7	64	63
<b>South Eastern Region</b>	<b>1,156</b>	<b>2.26</b>	<b>814</b>	<b>70.4</b>	<b>474</b>	<b>470</b>	<b>1,299</b>	<b>2.47</b>	<b>894</b>	<b>68.8</b>	<b>472</b>	<b>461</b>
Tipperary	334	2.22	244	73.1	156	154	337	2.21	239	70.9	144	141
Waterford/Kilkenny	446	2.46	311	69.7	172	170	578	3.12	378	65.4	193	189
Wexford/Wicklow	376	2.08	259	68.9	146	146	384	2.05	277	72.1	135	131
<b>Southern Region</b>	<b>1,616</b>	<b>2.02</b>	<b>1,056</b>	<b>65.3</b>	<b>720</b>	<b>707</b>	<b>1,726</b>	<b>2.11</b>	<b>1,160</b>	<b>67.2</b>	<b>633</b>	<b>619</b>
Cork City	453	2.11	299	66.0	197	195	491	2.27	333	67.8	198	197
Cork North	242	1.76	165	68.2	140	139	236	1.66	174	73.7	97	97
Cork West	190	1.47	153	80.5	89	87	188	1.43	152	80.9	90	85
Kerry	266	1.98	173	65.0	100	96	320	2.35	211	65.9	98	98
Limerick	465	2.49	266	57.2	194	190	491	2.59	290	59.1	150	142
<b>Western Region</b>	<b>1,114</b>	<b>2.19</b>	<b>674</b>	<b>60.5</b>	<b>497</b>	<b>492</b>	<b>1,177</b>	<b>2.27</b>	<b>744</b>	<b>63.2</b>	<b>403</b>	<b>394</b>
Clare	200	1.89	124	62.0	93	91	185	1.72	138	74.6	81	77
Galway West	425	2.42	224	52.7	156	154	467	2.58	254	54.4	131	129
Mayo	306	2.38	209	68.3	149	148	333	2.56	230	69.1	119	117
Roscommon/Galway East	183	1.85	117	63.9	99	99	192	1.91	122	63.5	72	71

**Table 3.13a Incidents recorded of Harassment and related offences (ICCS 033), incidents per 1,000 population, detection and proceedings, 2003 and 2004**

	2003						2004					
	Recorded	Per 1,000 population	Detected	Detection Rate (%)	With any Proceedings	With relevant Proceedings	Recorded	Per 1,000 population	Detected	Detection Rate (%)	With any Proceedings	With relevant Proceedings
<b>State</b>	<b>1,056</b>	<b>0.27</b>	<b>528</b>	<b>50.0</b>	<b>355</b>	<b>345</b>	<b>975</b>	<b>0.24</b>	<b>441</b>	<b>45.2</b>	<b>238</b>	<b>233</b>
<b>Eastern Region</b>	<b>152</b>	<b>0.21</b>	<b>58</b>	<b>38.2</b>	<b>26</b>	<b>26</b>	<b>168</b>	<b>0.22</b>	<b>79</b>	<b>47.0</b>	<b>52</b>	<b>52</b>
Carlow/Kildare	29	0.14	14	48.3	8	8	37	0.17	25	67.6	15	15
Laois/Offaly	37	0.30	18	48.6	5	5	20	0.16	13	65.0	10	10
Longford/Westmeath	30	0.26	6	20.0	2	2	23	0.20	13	56.5	5	5
Louth/Meath	56	0.20	20	35.7	11	11	88	0.30	28	31.8	22	22
<b>Dublin Metropolitan Region</b>	<b>206</b>	<b>0.18</b>	<b>100</b>	<b>48.5</b>	<b>60</b>	<b>54</b>	<b>249</b>	<b>0.21</b>	<b>110</b>	<b>44.2</b>	<b>63</b>	<b>59</b>
Eastern DMR	24	0.23	14	58.3	8	8	31	0.29	17	54.8	11	10
North Central DMR	27	0.11	13	48.1	9	9	28	0.12	8	28.6	4	4
Northern DMR	38	0.15	18	47.4	8	7	53	0.21	33	62.3	18	18
South Central DMR	32	0.12	14	43.8	9	9	33	0.12	16	48.5	11	8
Southern DMR	57	0.77	33	57.9	20	15	57	0.76	20	35.1	11	11
Western DMR	28	0.12	8	28.6	6	6	47	0.21	16	34.0	8	8
<b>Northern Region</b>	<b>180</b>	<b>0.54</b>	<b>73</b>	<b>40.6</b>	<b>55</b>	<b>55</b>	<b>163</b>	<b>0.48</b>	<b>63</b>	<b>38.7</b>	<b>29</b>	<b>29</b>
Cavan/Monaghan	48	0.41	25	52.1	21	21	61	0.50	31	50.8	13	13
Donegal	105	0.75	31	29.5	19	19	73	0.51	18	24.7	5	5
Sligo/Leitrim	27	0.35	17	63.0	15	15	29	0.37	14	48.3	11	11
<b>South Eastern Region</b>	<b>132</b>	<b>0.27</b>	<b>84</b>	<b>63.6</b>	<b>46</b>	<b>46</b>	<b>98</b>	<b>0.20</b>	<b>55</b>	<b>56.1</b>	<b>25</b>	<b>25</b>
Tipperary	31	0.21	11	35.5	2	2	25	0.17	14	56.0	7	7
Waterford/Kilkenny	47	0.27	40	85.1	23	23	30	0.17	17	56.7	7	7
Wexford/Wicklow	54	0.32	33	61.1	21	21	43	0.25	24	55.8	11	11
<b>Southern Region</b>	<b>264</b>	<b>0.34</b>	<b>162</b>	<b>61.4</b>	<b>131</b>	<b>131</b>	<b>179</b>	<b>0.23</b>	<b>82</b>	<b>45.8</b>	<b>38</b>	<b>37</b>
Cork City	54	0.26	41	75.9	37	37	32	0.15	23	71.9	8	7
Cork North	55	0.43	28	50.9	23	23	38	0.29	15	39.5	9	9
Cork West	64	0.52	48	75.0	41	41	38	0.30	19	50.0	7	7
Kerry	26	0.20	9	34.6	8	8	24	0.18	7	29.2	4	4
Limerick	65	0.36	36	55.4	22	22	47	0.26	18	38.3	10	10
<b>Western Region</b>	<b>122</b>	<b>0.25</b>	<b>51</b>	<b>41.8</b>	<b>37</b>	<b>33</b>	<b>118</b>	<b>0.24</b>	<b>52</b>	<b>44.1</b>	<b>31</b>	<b>31</b>
Clare	38	0.37	11	28.9	8	8	26	0.25	8	30.8	4	4
Galway West	23	0.14	6	26.1	5	5	34	0.20	10	29.4	6	6
Mayo	36	0.29	24	66.7	21	18	38	0.30	28	73.7	17	17
Roscommon/Galway East	25	0.26	10	40.0	3	2	20	0.21	6	30.0	4	4

**Table 3.13b Incidents recorded of Harassment and related offences (ICCS 033), incidents per 1,000 population, detection and proceedings, 2005 and 2006**

	2005						2006					
	Recorded	Per 1,000 population	Detected	Detection Rate (%)	With any Proceedings	With relevant Proceedings	Recorded	Per 1,000 population	Detected	Detection Rate (%)	With any Proceedings	With relevant Proceedings
<b>State</b>	<b>1,115</b>	<b>0.27</b>	<b>393</b>	<b>35.2</b>	<b>219</b>	<b>216</b>	<b>1,585</b>	<b>0.37</b>	<b>535</b>	<b>33.8</b>	<b>221</b>	<b>211</b>
<b>Eastern Region</b>	<b>174</b>	<b>0.22</b>	<b>72</b>	<b>41.4</b>	<b>43</b>	<b>43</b>	<b>278</b>	<b>0.34</b>	<b>104</b>	<b>37.4</b>	<b>51</b>	<b>49</b>
Carlow/Kildare	30	0.14	16	53.3	7	7	70	0.30	37	52.9	16	16
Laois/Offaly	25	0.19	14	56.0	8	8	30	0.22	12	40.0	8	8
Longford/Westmeath	26	0.22	9	34.6	7	7	38	0.31	16	42.1	7	7
Louth/Meath	93	0.30	33	35.5	21	21	140	0.43	39	27.9	20	18
<b>Dublin Metropolitan Region</b>	<b>243</b>	<b>0.21</b>	<b>90</b>	<b>37.0</b>	<b>50</b>	<b>49</b>	<b>359</b>	<b>0.30</b>	<b>107</b>	<b>29.8</b>	<b>51</b>	<b>49</b>
Eastern DMR	33	0.30	16	48.5	9	9	67	0.57	27	40.3	12	12
North Central DMR	15	0.06	4	26.7	1	1	21	0.09	9	42.9	4	4
Northern DMR	39	0.15	19	48.7	11	11	60	0.23	18	30.0	10	8
South Central DMR	30	0.11	10	33.3	5	5	55	0.19	15	27.3	6	6
Southern DMR	66	0.86	26	39.4	16	15	93	1.17	23	24.7	10	10
Western DMR	60	0.26	15	25.0	8	8	63	0.27	15	23.8	9	9
<b>Northern Region</b>	<b>228</b>	<b>0.65</b>	<b>56</b>	<b>24.6</b>	<b>34</b>	<b>33</b>	<b>240</b>	<b>0.67</b>	<b>76</b>	<b>31.7</b>	<b>25</b>	<b>24</b>
Cavan/Monaghan	95	0.77	35	36.8	27	26	86	0.68	40	46.5	14	14
Donegal	108	0.75	18	16.7	6	6	111	0.75	22	19.8	6	6
Sligo/Leitrim	25	0.31	3	12.0	1	1	43	0.52	14	32.6	5	4
<b>South Eastern Region</b>	<b>94</b>	<b>0.18</b>	<b>38</b>	<b>40.4</b>	<b>18</b>	<b>18</b>	<b>169</b>	<b>0.32</b>	<b>71</b>	<b>42.0</b>	<b>26</b>	<b>25</b>
Tipperary	30	0.20	8	26.7	5	5	35	0.23	18	51.4	11	11
Waterford/Kilkenny	30	0.17	12	40.0	5	5	77	0.42	28	36.4	5	4
Wexford/Wicklow	34	0.19	18	52.9	8	8	57	0.30	25	43.9	10	10
<b>Southern Region</b>	<b>259</b>	<b>0.32</b>	<b>103</b>	<b>39.8</b>	<b>58</b>	<b>57</b>	<b>330</b>	<b>0.40</b>	<b>112</b>	<b>33.9</b>	<b>37</b>	<b>34</b>
Cork City	32	0.15	12	37.5	5	5	47	0.22	19	40.4	7	7
Cork North	41	0.30	10	24.4	4	4	37	0.26	9	24.3	2	2
Cork West	31	0.24	12	38.7	6	6	60	0.45	23	38.3	7	7
Kerry	39	0.29	21	53.8	18	18	66	0.48	21	31.8	6	6
Limerick	116	0.62	48	41.4	25	24	120	0.63	40	33.3	15	12
<b>Western Region</b>	<b>117</b>	<b>0.23</b>	<b>34</b>	<b>29.1</b>	<b>16</b>	<b>16</b>	<b>209</b>	<b>0.40</b>	<b>65</b>	<b>31.1</b>	<b>31</b>	<b>30</b>
Clare	30	0.28	9	30.0	5	5	48	0.45	15	31.3	9	8
Galway West	53	0.30	13	24.5	7	7	49	0.27	18	36.7	9	9
Mayo	15	0.12	6	40.0	2	2	64	0.49	18	28.1	3	3
Roscommon/Galway East	19	0.19	6	31.6	2	2	48	0.48	14	29.2	10	10

**Table 3.14a Incidents recorded of *Dangerous driving causing serious bodily harm* (ICCS 0411), incidents per 1,000 population, detection and proceedings, 2003 and 2004**

	2003						2004					
	Recorded	Per 1,000 population	Detected	Detection Rate (%)	With any Proceedings	With relevant Proceedings	Recorded	Per 1,000 population	Detected	Detection Rate (%)	With any Proceedings	With relevant Proceedings
<b>State</b>	<b>20</b>	<b>0.01</b>	<b>18</b>	<b>90.0</b>	<b>17</b>	<b>17</b>	<b>29</b>	<b>0.01</b>	<b>29</b>	<b>100.0</b>	<b>28</b>	<b>28</b>
<b>Eastern Region</b>	<b>2</b>	<b>0.00</b>	<b>2</b>	<b>100.0</b>	<b>2</b>	<b>2</b>	<b>4</b>	<b>0.01</b>	<b>4</b>	<b>100.0</b>	<b>4</b>	<b>4</b>
Carlow/Kildare	0	0.00	0	N/A	0	0	0	0.00	0	N/A	0	0
Laois/Offaly	0	0.00	0	N/A	0	0	1	0.01	1	100.0	1	1
Longford/Westmeath	0	0.00	0	N/A	0	0	1	0.01	1	100.0	1	1
Louth/Meath	2	0.01	2	100.0	2	2	2	0.01	2	100.0	2	2
<b>Dublin Metropolitan Region</b>	<b>5</b>	<b>0.00</b>	<b>5</b>	<b>100.0</b>	<b>4</b>	<b>4</b>	<b>11</b>	<b>0.01</b>	<b>11</b>	<b>100.0</b>	<b>10</b>	<b>10</b>
Eastern DMR	0	0.00	0	N/A	0	0	0	0.00	0	N/A	0	0
North Central DMR	0	0.00	0	N/A	0	0	0	0.00	0	N/A	0	0
Northern DMR	1	0.00	1	100.0	1	1	2	0.01	2	100.0	2	2
South Central DMR	0	0.00	0	N/A	0	0	2	0.01	2	100.0	2	2
Southern DMR	2	0.03	2	100.0	2	2	3	0.04	3	100.0	2	2
Western DMR	2	0.01	2	100.0	1	1	4	0.02	4	100.0	4	4
<b>Northern Region</b>	<b>5</b>	<b>0.01</b>	<b>3</b>	<b>60.0</b>	<b>3</b>	<b>3</b>	<b>3</b>	<b>0.01</b>	<b>3</b>	<b>100.0</b>	<b>3</b>	<b>3</b>
Cavan/Monaghan	3	0.03	2	66.7	2	2	2	0.02	2	100.0	2	2
Donegal	2	0.01	1	50.0	1	1	1	0.01	1	100.0	1	1
Sligo/Leitrim	0	0.00	0	N/A	0	0	0	0.00	0	N/A	0	0
<b>South Eastern Region</b>	<b>3</b>	<b>0.01</b>	<b>3</b>	<b>100.0</b>	<b>3</b>	<b>3</b>	<b>2</b>	<b>0.00</b>	<b>2</b>	<b>100.0</b>	<b>2</b>	<b>2</b>
Tipperary	2	0.01	2	100.0	2	2	0	0.00	0	N/A	0	0
Waterford/Kilkenny	0	0.00	0	N/A	0	0	1	0.01	1	100.0	1	1
Wexford/Wicklow	1	0.01	1	100.0	1	1	1	0.01	1	100.0	1	1
<b>Southern Region</b>	<b>3</b>	<b>0.00</b>	<b>3</b>	<b>100.0</b>	<b>3</b>	<b>3</b>	<b>8</b>	<b>0.01</b>	<b>8</b>	<b>100.0</b>	<b>8</b>	<b>8</b>
Cork City	1	0.00	1	100.0	1	1	1	0.00	1	100.0	1	1
Cork North	0	0.00	0	N/A	0	0	2	0.02	2	100.0	2	2
Cork West	1	0.01	1	100.0	1	1	0	0.00	0	N/A	0	0
Kerry	1	0.01	1	100.0	1	1	0	0.00	0	N/A	0	0
Limerick	0	0.00	0	N/A	0	0	5	0.03	5	100.0	5	5
<b>Western Region</b>	<b>2</b>	<b>0.00</b>	<b>2</b>	<b>100.0</b>	<b>2</b>	<b>2</b>	<b>1</b>	<b>0.00</b>	<b>1</b>	<b>100.0</b>	<b>1</b>	<b>1</b>
Clare	1	0.01	1	100.0	1	1	0	0.00	0	N/A	0	0
Galway West	0	0.00	0	N/A	0	0	0	0.00	0	N/A	0	0
Mayo	1	0.01	1	100.0	1	1	1	0.01	1	100.0	1	1
Roscommon/Galway East	0	0.00	0	N/A	0	0	0	0.00	0	N/A	0	0

**Table 3.14b Incidents recorded of *Dangerous driving causing serious bodily harm* (ICCS 0411), incidents per 1,000 population, detection and proceedings, 2005 and 2006**

	2005						2006					
	Recorded	Per 1,000 population	Detected	Detection Rate (%)	With any Proceedings	With relevant Proceedings	Recorded	Per 1,000 population	Detected	Detection Rate (%)	With any Proceedings	With relevant Proceedings
<b>State</b>	<b>22</b>	<b>0.01</b>	<b>22</b>	<b>100.0</b>	<b>20</b>	<b>19</b>	<b>20</b>	<b>0.00</b>	<b>20</b>	<b>100.0</b>	<b>18</b>	<b>17</b>
<b>Eastern Region</b>	<b>4</b>	<b>0.01</b>	<b>4</b>	<b>100.0</b>	<b>3</b>	<b>3</b>	<b>4</b>	<b>0.00</b>	<b>4</b>	<b>100.0</b>	<b>2</b>	<b>2</b>
Carlow/Kildare	1	0.00	1	100.0	1	1	1	0.00	1	100.0	0	0
Laois/Offaly	1	0.01	1	100.0	1	1	0	0.00	0	N/A	0	0
Longford/Westmeath	0	0.00	0	N/A	0	0	0	0.00	0	N/A	0	0
Louth/Meath	2	0.01	2	100.0	2	1	3	0.01	3	100.0	2	2
<b>Dublin Metropolitan Region</b>	<b>5</b>	<b>0.00</b>	<b>5</b>	<b>100.0</b>	<b>4</b>	<b>4</b>	<b>6</b>	<b>0.00</b>	<b>6</b>	<b>100.0</b>	<b>6</b>	<b>6</b>
Eastern DMR	2	0.02	2	100.0	2	2	1	0.01	1	100.0	1	1
North Central DMR	0	0.00	0	N/A	0	0	0	0.00	0	N/A	0	0
Northern DMR	1	0.00	1	100.0	0	0	0	0.00	0	N/A	0	0
South Central DMR	0	0.00	0	N/A	0	0	3	0.01	3	100.0	3	3
Southern DMR	1	0.01	1	100.0	1	1	0	0.00	0	N/A	0	0
Western DMR	1	0.00	1	100.0	1	1	2	0.01	2	100.0	2	2
<b>Northern Region</b>	<b>7</b>	<b>0.02</b>	<b>7</b>	<b>100.0</b>	<b>6</b>	<b>6</b>	<b>3</b>	<b>0.01</b>	<b>3</b>	<b>100.0</b>	<b>3</b>	<b>2</b>
Cavan/Monaghan	2	0.02	2	100.0	1	1	1	0.01	1	100.0	1	0
Donegal	3	0.02	3	100.0	3	3	1	0.01	1	100.0	1	1
Sligo/Leitrim	2	0.02	2	100.0	2	2	1	0.01	1	100.0	1	1
<b>South Eastern Region</b>	<b>2</b>	<b>0.00</b>	<b>2</b>	<b>100.0</b>	<b>2</b>	<b>2</b>	<b>2</b>	<b>0.00</b>	<b>2</b>	<b>100.0</b>	<b>2</b>	<b>2</b>
Tipperary	0	0.00	0	N/A	0	0	2	0.01	2	100.0	2	2
Waterford/Kilkenny	0	0.00	0	N/A	0	0	0	0.00	0	N/A	0	0
Wexford/Wicklow	2	0.01	2	100.0	2	2	0	0.00	0	N/A	0	0
<b>Southern Region</b>	<b>3</b>	<b>0.00</b>	<b>3</b>	<b>100.0</b>	<b>3</b>	<b>3</b>	<b>2</b>	<b>0.00</b>	<b>2</b>	<b>100.0</b>	<b>2</b>	<b>2</b>
Cork City	0	0.00	0	N/A	0	0	1	0.00	1	100.0	1	1
Cork North	1	0.01	1	100.0	1	1	0	0.00	0	N/A	0	0
Cork West	1	0.01	1	100.0	1	1	0	0.00	0	N/A	0	0
Kerry	1	0.01	1	100.0	1	1	0	0.00	0	N/A	0	0
Limerick	0	0.00	0	N/A	0	0	1	0.01	1	100.0	1	1
<b>Western Region</b>	<b>1</b>	<b>0.00</b>	<b>1</b>	<b>100.0</b>	<b>1</b>	<b>1</b>	<b>3</b>	<b>0.01</b>	<b>3</b>	<b>100.0</b>	<b>3</b>	<b>3</b>
Clare	0	0.00	0	N/A	0	0	0	0.00	0	N/A	0	0
Galway West	0	0.00	0	N/A	0	0	0	0.00	0	N/A	0	0
Mayo	1	0.01	1	100.0	1	1	2	0.02	2	100.0	2	2
Roscommon/Galway East	0	0.00	0	N/A	0	0	1	0.01	1	100.0	1	1

**Table 3.15a Incidents recorded of *Driving/In charge of a vehicle while over legal alcohol limit (ICCS 0412)*, incidents per 1,000 population, detection and proceedings, 2003 and 2004**

	2003						2004					
	Recorded	Per 1,000 population	Detected	Detection Rate (%)	With any Proceedings	With relevant Proceedings	Recorded	Per 1,000 population	Detected	Detection Rate (%)	With any Proceedings	With relevant Proceedings
<b>State</b>	<b>11,490</b>	<b>2.89</b>	<b>11,013</b>	<b>95.8</b>	<b>9,935</b>	<b>9,858</b>	<b>12,169</b>	<b>3.01</b>	<b>11,521</b>	<b>94.7</b>	<b>10,489</b>	<b>10,405</b>
<b>Eastern Region</b>	<b>2,212</b>	<b>3.03</b>	<b>2,126</b>	<b>96.1</b>	<b>1,938</b>	<b>1,922</b>	<b>2,417</b>	<b>3.20</b>	<b>2,292</b>	<b>94.8</b>	<b>2,093</b>	<b>2,083</b>
Carlow/Kildare	626	3.00	614	98.1	550	545	745	3.47	723	97.0	643	641
Laois/Offaly	360	2.93	336	93.3	320	316	371	2.95	344	92.7	308	306
Longford/Westmeath	294	2.58	285	96.9	253	253	333	2.86	318	95.5	294	293
Louth/Meath	932	3.26	891	95.6	815	808	968	3.26	907	93.7	848	843
<b>Dublin Metropolitan Region</b>	<b>2,766</b>	<b>2.39</b>	<b>2,629</b>	<b>95.0</b>	<b>2,348</b>	<b>2,321</b>	<b>2,849</b>	<b>2.44</b>	<b>2,684</b>	<b>94.2</b>	<b>2,424</b>	<b>2,400</b>
Eastern DMR	326	3.11	306	93.9	284	283	292	2.72	271	92.8	252	250
North Central DMR	362	1.50	340	93.9	305	297	353	1.47	321	90.9	294	290
Northern DMR	533	2.10	516	96.8	440	435	503	1.97	488	97.0	425	419
South Central DMR	458	1.77	427	93.2	382	380	487	1.84	453	93.0	407	404
Southern DMR	526	7.09	491	93.3	454	452	564	7.49	522	92.6	497	494
Western DMR	561	2.49	549	97.9	483	474	650	2.87	629	96.8	549	543
<b>Northern Region</b>	<b>1,263</b>	<b>3.76</b>	<b>1,226</b>	<b>97.1</b>	<b>1,131</b>	<b>1,127</b>	<b>1,345</b>	<b>3.92</b>	<b>1,321</b>	<b>98.2</b>	<b>1,208</b>	<b>1,201</b>
Cavan/Monaghan	606	5.12	594	98.0	563	562	701	5.77	687	98.0	643	640
Donegal	466	3.34	449	96.4	400	397	427	3.00	423	99.1	373	370
Sligo/Leitrim	191	2.46	183	95.8	168	168	217	2.74	211	97.2	192	191
<b>South Eastern Region</b>	<b>1,668</b>	<b>3.39</b>	<b>1,605</b>	<b>96.2</b>	<b>1,414</b>	<b>1,405</b>	<b>1,776</b>	<b>3.55</b>	<b>1,643</b>	<b>92.5</b>	<b>1,475</b>	<b>1,459</b>
Tipperary	421	2.87	407	96.7	372	370	452	3.05	405	89.6	380	375
Waterford/Kilkenny	713	4.07	681	95.5	576	572	698	3.93	653	93.6	573	566
Wexford/Wicklow	534	3.12	517	96.8	466	463	626	3.58	585	93.5	522	518
<b>Southern Region</b>	<b>2,236</b>	<b>2.89</b>	<b>2,134</b>	<b>95.4</b>	<b>1,965</b>	<b>1,948</b>	<b>2,452</b>	<b>3.12</b>	<b>2,320</b>	<b>94.6</b>	<b>2,150</b>	<b>2,138</b>
Cork City	607	2.88	594	97.9	550	542	688	3.24	674	98.0	605	597
Cork North	351	2.73	331	94.3	325	323	410	3.11	375	91.5	369	368
Cork West	289	2.33	283	97.9	257	255	294	2.33	286	97.3	259	258
Kerry	513	3.93	482	94.0	440	438	521	3.95	498	95.6	471	470
Limerick	476	2.62	444	93.3	393	390	539	2.94	487	90.4	446	445
<b>Western Region</b>	<b>1,345</b>	<b>2.75</b>	<b>1,293</b>	<b>96.1</b>	<b>1,139</b>	<b>1,135</b>	<b>1,330</b>	<b>2.69</b>	<b>1,261</b>	<b>94.8</b>	<b>1,139</b>	<b>1,124</b>
Clare	205	2.01	188	91.7	166	165	255	2.48	247	96.9	221	213
Galway West	414	2.49	401	96.9	369	367	493	2.91	458	92.9	428	425
Mayo	463	3.70	450	97.2	358	358	342	2.71	332	97.1	280	277
Roscommon/Galway East	263	2.74	254	96.6	246	245	240	2.48	224	93.3	210	209



**Table 3.15b Incidents recorded of *Driving/In charge of a vehicle while over legal alcohol limit (ICCS 0412)*, incidents per 1,000 population, detection and proceedings, 2005 and 2006**

	2005						2006					
	Recorded	Per 1,000 population	Detected	Detection Rate (%)	With any Proceedings	With relevant Proceedings	Recorded	Per 1,000 population	Detected	Detection Rate (%)	With any Proceedings	With relevant Proceedings
<b>State</b>	<b>14,076</b>	<b>3.40</b>	<b>13,277</b>	<b>94.3</b>	<b>12,132</b>	<b>12,060</b>	<b>18,606</b>	<b>4.39</b>	<b>17,717</b>	<b>95.2</b>	<b>15,337</b>	<b>15,215</b>
<b>Eastern Region</b>	<b>2,849</b>	<b>3.65</b>	<b>2,719</b>	<b>95.4</b>	<b>2,475</b>	<b>2,460</b>	<b>3,691</b>	<b>4.53</b>	<b>3,532</b>	<b>95.7</b>	<b>3,116</b>	<b>3,097</b>
Carlow/Kildare	736	3.32	721	98.0	640	634	931	4.03	900	96.7	779	775
Laois/Offaly	503	3.88	473	94.0	437	434	628	4.68	592	94.3	508	506
Longford/Westmeath	474	3.97	454	95.8	406	402	703	5.70	665	94.6	584	579
Louth/Meath	1,136	3.67	1,071	94.3	992	990	1,429	4.39	1,375	96.2	1,245	1,237
<b>Dublin Metropolitan Region</b>	<b>3,526</b>	<b>2.98</b>	<b>3,250</b>	<b>92.2</b>	<b>2,933</b>	<b>2,910</b>	<b>4,372</b>	<b>3.62</b>	<b>4,064</b>	<b>93.0</b>	<b>3,459</b>	<b>3,424</b>
Eastern DMR	372	3.36	347	93.3	310	309	441	3.78	408	92.5	348	347
North Central DMR	354	1.49	328	92.7	302	299	462	1.97	425	92.0	361	356
Northern DMR	592	2.30	568	95.9	512	509	777	2.97	739	95.1	648	644
South Central DMR	605	2.22	542	89.6	496	488	658	2.31	610	92.7	475	468
Southern DMR	743	9.68	675	90.8	626	623	906	11.42	826	91.2	724	716
Western DMR	860	3.77	790	91.9	687	682	1,128	4.90	1,056	93.6	903	893
<b>Northern Region</b>	<b>1,702</b>	<b>4.88</b>	<b>1,642</b>	<b>96.5</b>	<b>1,512</b>	<b>1,509</b>	<b>2,399</b>	<b>6.72</b>	<b>2,345</b>	<b>97.7</b>	<b>1,974</b>	<b>1,968</b>
Cavan/Monaghan	883	7.12	856	96.9	797	796	1,120	8.79	1,096	97.9	949	947
Donegal	578	4.00	554	95.8	509	507	838	5.69	821	98.0	680	676
Sligo/Leitrim	241	3.00	232	96.3	206	206	441	5.37	428	97.1	345	345
<b>South Eastern Region</b>	<b>1,796</b>	<b>3.50</b>	<b>1,690</b>	<b>94.1</b>	<b>1,529</b>	<b>1,518</b>	<b>2,370</b>	<b>4.51</b>	<b>2,260</b>	<b>95.4</b>	<b>1,957</b>	<b>1,942</b>
Tipperary	461	3.07	437	94.8	405	399	648	4.25	620	95.7	536	531
Waterford/Kilkenny	641	3.53	602	93.9	523	518	783	4.22	745	95.1	647	640
Wexford/Wicklow	694	3.83	651	93.8	601	601	939	5.01	895	95.3	774	771
<b>Southern Region</b>	<b>2,728</b>	<b>3.40</b>	<b>2,591</b>	<b>95.0</b>	<b>2,402</b>	<b>2,391</b>	<b>3,631</b>	<b>4.45</b>	<b>3,473</b>	<b>95.6</b>	<b>3,077</b>	<b>3,046</b>
Cork City	830	3.87	815	98.2	748	745	1,081	4.99	1,045	96.7	933	922
Cork North	416	3.03	380	91.3	367	366	622	4.37	568	91.3	527	524
Cork West	325	2.52	314	96.6	282	280	483	3.66	479	99.2	418	410
Kerry	511	3.81	486	95.1	447	444	653	4.79	628	96.2	553	549
Limerick	646	3.46	596	92.3	558	556	792	4.18	753	95.1	646	641
<b>Western Region</b>	<b>1,475</b>	<b>2.90</b>	<b>1,385</b>	<b>93.9</b>	<b>1,281</b>	<b>1,272</b>	<b>2,143</b>	<b>4.13</b>	<b>2,043</b>	<b>95.3</b>	<b>1,754</b>	<b>1,738</b>
Clare	279	2.64	257	92.1	242	239	490	4.55	458	93.5	391	390
Galway West	545	3.10	507	93.0	481	480	776	4.29	749	96.5	639	630
Mayo	372	2.90	362	97.3	312	309	505	3.88	490	97.0	411	408
Roscommon/Galway East	279	2.82	259	92.8	246	244	372	3.69	346	93.0	313	310

**Table 3.16a Incidents recorded of *Driving/In charge of a vehicle under the influence of drugs (ICCS 0413)*, incidents per 1,000 population, detection and proceedings, 2003 and 2004**

	2003						2004					
	Recorded	Per 1,000 population	Detected	Detection Rate (%)	With any Proceedings	With relevant Proceedings	Recorded	Per 1,000 population	Detected	Detection Rate (%)	With any Proceedings	With relevant Proceedings
<b>State</b>	<b>77</b>	<b>0.02</b>	<b>76</b>	<b>98.7</b>	<b>64</b>	<b>51</b>	<b>77</b>	<b>0.02</b>	<b>77</b>	<b>100.0</b>	<b>61</b>	<b>51</b>
<b>Eastern Region</b>	<b>15</b>	<b>0.02</b>	<b>15</b>	<b>100.0</b>	<b>11</b>	<b>8</b>	<b>26</b>	<b>0.03</b>	<b>26</b>	<b>100.0</b>	<b>22</b>	<b>19</b>
Carlow/Kildare	5	0.02	5	100.0	2	1	5	0.02	5	100.0	5	5
Laois/Offaly	6	0.05	6	100.0	5	3	8	0.06	8	100.0	6	4
Longford/Westmeath	1	0.01	1	100.0	1	1	7	0.06	7	100.0	6	6
Louth/Meath	3	0.01	3	100.0	3	3	6	0.02	6	100.0	5	4
<b>Dublin Metropolitan Region</b>	<b>27</b>	<b>0.02</b>	<b>27</b>	<b>100.0</b>	<b>21</b>	<b>18</b>	<b>17</b>	<b>0.01</b>	<b>17</b>	<b>100.0</b>	<b>11</b>	<b>8</b>
Eastern DMR	1	0.01	1	100.0	1	1	2	0.02	2	100.0	1	1
North Central DMR	2	0.01	2	100.0	2	2	3	0.01	3	100.0	3	3
Northern DMR	10	0.04	10	100.0	7	6	4	0.02	4	100.0	3	2
South Central DMR	0	0.00	0	N/A	0	0	4	0.02	4	100.0	2	2
Southern DMR	4	0.05	4	100.0	4	3	1	0.01	1	100.0	1	0
Western DMR	10	0.04	10	100.0	7	6	3	0.01	3	100.0	1	0
<b>Northern Region</b>	<b>12</b>	<b>0.04</b>	<b>12</b>	<b>100.0</b>	<b>10</b>	<b>8</b>	<b>12</b>	<b>0.03</b>	<b>12</b>	<b>100.0</b>	<b>8</b>	<b>6</b>
Cavan/Monaghan	1	0.01	1	100.0	1	0	5	0.04	5	100.0	3	2
Donegal	8	0.06	8	100.0	6	5	4	0.03	4	100.0	3	3
Sligo/Leitrim	3	0.04	3	100.0	3	3	3	0.04	3	100.0	2	1
<b>South Eastern Region</b>	<b>5</b>	<b>0.01</b>	<b>4</b>	<b>80.0</b>	<b>4</b>	<b>4</b>	<b>3</b>	<b>0.01</b>	<b>3</b>	<b>100.0</b>	<b>2</b>	<b>2</b>
Tipperary	1	0.01	1	100.0	1	1	0	0.00	0	N/A	0	0
Waterford/Kilkenny	4	0.02	3	75.0	3	3	2	0.01	2	100.0	1	1
Wexford/Wicklow	0	0.00	0	N/A	0	0	1	0.01	1	100.0	1	1
<b>Southern Region</b>	<b>9</b>	<b>0.01</b>	<b>9</b>	<b>100.0</b>	<b>9</b>	<b>8</b>	<b>11</b>	<b>0.01</b>	<b>11</b>	<b>100.0</b>	<b>10</b>	<b>8</b>
Cork City	1	0.00	1	100.0	1	1	3	0.01	3	100.0	3	2
Cork North	1	0.01	1	100.0	1	1	2	0.02	2	100.0	2	2
Cork West	2	0.02	2	100.0	2	2	5	0.04	5	100.0	4	3
Kerry	4	0.03	4	100.0	4	3	1	0.01	1	100.0	1	1
Limerick	1	0.01	1	100.0	1	1	0	0.00	0	N/A	0	0
<b>Western Region</b>	<b>9</b>	<b>0.02</b>	<b>9</b>	<b>100.0</b>	<b>9</b>	<b>5</b>	<b>8</b>	<b>0.02</b>	<b>8</b>	<b>100.0</b>	<b>8</b>	<b>8</b>
Clare	2	0.02	2	100.0	2	1	7	0.07	7	100.0	7	7
Galway West	7	0.04	7	100.0	7	4	1	0.01	1	100.0	1	1
Mayo	0	0.00	0	N/A	0	0	0	0.00	0	N/A	0	0
Roscommon/Galway East	0	0.00	0	N/A	0	0	0	0.00	0	N/A	0	0

**Table 3.16b Incidents recorded of *Driving/In charge of a vehicle under the influence of drugs (ICCS 0413)*, incidents per 1,000 population, detection and proceedings, 2005 and 2006**

	2005						2006					
	Recorded	Per 1,000 population	Detected	Detection Rate (%)	With any Proceedings	With relevant Proceedings	Recorded	Per 1,000 population	Detected	Detection Rate (%)	With any Proceedings	With relevant Proceedings
<b>State</b>	<b>107</b>	<b>0.03</b>	<b>106</b>	<b>99.1</b>	<b>78</b>	<b>70</b>	<b>113</b>	<b>0.03</b>	<b>113</b>	<b>100.0</b>	<b>72</b>	<b>70</b>
<b>Eastern Region</b>	<b>59</b>	<b>0.08</b>	<b>58</b>	<b>98.3</b>	<b>47</b>	<b>43</b>	<b>48</b>	<b>0.06</b>	<b>48</b>	<b>100.0</b>	<b>35</b>	<b>34</b>
Carlow/Kildare	7	0.03	7	100.0	7	5	3	0.01	3	100.0	2	2
Laois/Offaly	45	0.35	44	97.8	33	32	39	0.29	39	100.0	27	27
Longford/Westmeath	5	0.04	5	100.0	5	5	5	0.04	5	100.0	5	4
Louth/Meath	2	0.01	2	100.0	2	1	1	0.00	1	100.0	1	1
<b>Dublin Metropolitan Region</b>	<b>25</b>	<b>0.02</b>	<b>25</b>	<b>100.0</b>	<b>17</b>	<b>14</b>	<b>24</b>	<b>0.02</b>	<b>24</b>	<b>100.0</b>	<b>13</b>	<b>12</b>
Eastern DMR	2	0.02	2	100.0	1	1	3	0.03	3	100.0	2	2
North Central DMR	2	0.01	2	100.0	2	2	1	0.00	1	100.0	1	1
Northern DMR	8	0.03	8	100.0	6	6	6	0.02	6	100.0	3	3
South Central DMR	5	0.02	5	100.0	1	1	4	0.01	4	100.0	1	1
Southern DMR	3	0.04	3	100.0	2	1	3	0.04	3	100.0	2	2
Western DMR	5	0.02	5	100.0	5	3	7	0.03	7	100.0	4	3
<b>Northern Region</b>	<b>7</b>	<b>0.02</b>	<b>7</b>	<b>100.0</b>	<b>3</b>	<b>3</b>	<b>2</b>	<b>0.01</b>	<b>2</b>	<b>100.0</b>	<b>0</b>	<b>0</b>
Cavan/Monaghan	2	0.02	2	100.0	1	1	0	0.00	0	N/A	0	0
Donegal	1	0.01	1	100.0	1	1	0	0.00	0	N/A	0	0
Sligo/Leitrim	4	0.05	4	100.0	1	1	2	0.02	2	100.0	0	0
<b>South Eastern Region</b>	<b>3</b>	<b>0.01</b>	<b>3</b>	<b>100.0</b>	<b>2</b>	<b>2</b>	<b>16</b>	<b>0.03</b>	<b>16</b>	<b>100.0</b>	<b>9</b>	<b>9</b>
Tipperary	2	0.01	2	100.0	1	1	6	0.04	6	100.0	2	2
Waterford/Kilkenny	0	0.00	0	N/A	0	0	2	0.01	2	100.0	1	1
Wexford/Wicklow	1	0.01	1	100.0	1	1	8	0.04	8	100.0	6	6
<b>Southern Region</b>	<b>8</b>	<b>0.01</b>	<b>8</b>	<b>100.0</b>	<b>6</b>	<b>6</b>	<b>9</b>	<b>0.01</b>	<b>9</b>	<b>100.0</b>	<b>8</b>	<b>8</b>
Cork City	1	0.00	1	100.0	1	1	1	0.00	1	100.0	1	1
Cork North	2	0.01	2	100.0	2	2	7	0.05	7	100.0	6	6
Cork West	0	0.00	0	N/A	0	0	1	0.01	1	100.0	1	1
Kerry	4	0.03	4	100.0	2	2	0	0.00	0	N/A	0	0
Limerick	1	0.01	1	100.0	1	1	0	0.00	0	N/A	0	0
<b>Western Region</b>	<b>5</b>	<b>0.01</b>	<b>5</b>	<b>100.0</b>	<b>3</b>	<b>2</b>	<b>14</b>	<b>0.03</b>	<b>14</b>	<b>100.0</b>	<b>7</b>	<b>7</b>
Clare	4	0.04	4	100.0	2	1	0	0.00	0	N/A	0	0
Galway West	0	0.00	0	N/A	0	0	12	0.07	12	100.0	6	6
Mayo	1	0.01	1	100.0	1	1	2	0.02	2	100.0	1	1
Roscommon/Galway East	0	0.00	0	N/A	0	0	0	0.00	0	N/A	0	0

**Table 3.17a Incidents recorded of *Dangerous/careless driving and motorway offences* (ICCS 0414), incidents per 1,000 population, detection and proceedings, 2003 and 2004**

	2003						2004					
	Recorded	Per 1,000 population	Detected	Detection Rate (%)	With any Proceedings	With relevant Proceedings	Recorded	Per 1,000 population	Detected	Detection Rate (%)	With any Proceedings	With relevant Proceedings
<b>State</b>	<b>4,331</b>	<b>1.09</b>	<b>3,761</b>	<b>86.8</b>	<b>3,177</b>	<b>3,093</b>	<b>4,884</b>	<b>1.21</b>	<b>4,209</b>	<b>86.2</b>	<b>3,583</b>	<b>3,476</b>
<b>Eastern Region</b>	<b>861</b>	<b>1.18</b>	<b>766</b>	<b>89.0</b>	<b>677</b>	<b>662</b>	<b>1,029</b>	<b>1.36</b>	<b>920</b>	<b>89.4</b>	<b>813</b>	<b>795</b>
Carlow/Kildare	271	1.30	236	87.1	202	199	306	1.43	277	90.5	248	244
Laois/Offaly	102	0.83	84	82.4	64	62	185	1.47	162	87.6	126	121
Longford/Westmeath	120	1.05	108	90.0	98	98	117	1.00	91	77.8	83	83
Louth/Meath	368	1.29	338	91.8	313	303	421	1.42	390	92.6	356	347
<b>Dublin Metropolitan Region</b>	<b>969</b>	<b>0.84</b>	<b>859</b>	<b>88.6</b>	<b>658</b>	<b>627</b>	<b>1,000</b>	<b>0.86</b>	<b>863</b>	<b>86.3</b>	<b>670</b>	<b>629</b>
Eastern DMR	73	0.70	70	95.9	60	59	93	0.87	75	80.6	64	62
North Central DMR	139	0.57	125	89.9	105	103	129	0.54	117	90.7	97	92
Northern DMR	150	0.59	128	85.3	93	85	136	0.53	124	91.2	96	85
South Central DMR	109	0.42	94	86.2	75	74	119	0.45	100	84.0	85	80
Southern DMR	152	2.05	138	90.8	111	102	192	2.55	164	85.4	116	113
Western DMR	346	1.54	304	87.9	214	204	331	1.46	283	85.5	212	197
<b>Northern Region</b>	<b>691</b>	<b>2.06</b>	<b>539</b>	<b>78.0</b>	<b>456</b>	<b>448</b>	<b>822</b>	<b>2.40</b>	<b>643</b>	<b>78.2</b>	<b>563</b>	<b>553</b>
Cavan/Monaghan	235	1.98	214	91.1	190	186	297	2.44	269	90.6	246	241
Donegal	359	2.57	257	71.6	209	205	421	2.96	295	70.1	250	247
Sligo/Leitrim	97	1.25	68	70.1	57	57	104	1.31	79	76.0	67	65
<b>South Eastern Region</b>	<b>574</b>	<b>1.17</b>	<b>534</b>	<b>93.0</b>	<b>449</b>	<b>438</b>	<b>667</b>	<b>1.33</b>	<b>604</b>	<b>90.6</b>	<b>488</b>	<b>480</b>
Tipperary	150	1.02	135	90.0	115	114	171	1.16	135	78.9	104	101
Waterford/Kilkenny	174	0.99	169	97.1	138	133	183	1.03	177	96.7	143	140
Wexford/Wicklow	250	1.46	230	92.0	196	191	313	1.79	292	93.3	241	239
<b>Southern Region</b>	<b>706</b>	<b>0.91</b>	<b>622</b>	<b>88.1</b>	<b>556</b>	<b>544</b>	<b>802</b>	<b>1.02</b>	<b>727</b>	<b>90.6</b>	<b>645</b>	<b>625</b>
Cork City	194	0.92	179	92.3	152	149	214	1.01	201	93.9	182	173
Cork North	160	1.25	129	80.6	124	122	179	1.36	150	83.8	133	133
Cork West	92	0.74	83	90.2	76	76	90	0.71	85	94.4	77	75
Kerry	65	0.50	58	89.2	50	49	116	0.88	102	87.9	89	86
Limerick	195	1.07	173	88.7	154	148	203	1.11	189	93.1	164	158
<b>Western Region</b>	<b>530</b>	<b>1.08</b>	<b>441</b>	<b>83.2</b>	<b>381</b>	<b>374</b>	<b>564</b>	<b>1.14</b>	<b>452</b>	<b>80.1</b>	<b>404</b>	<b>394</b>
Clare	69	0.68	60	87.0	52	51	72	0.70	58	80.6	45	44
Galway West	165	0.99	126	76.4	110	106	198	1.17	154	77.8	139	136
Mayo	189	1.51	165	87.3	135	134	143	1.13	122	85.3	106	104
Roscommon/Galway East	107	1.12	90	84.1	84	83	151	1.56	118	78.1	114	110

**Table 3.17b Incidents recorded of *Dangerous/careless driving and motorway offences* (ICCS 0414), incidents per 1,000 population, detection and proceedings, 2005 and 2006**

	2005						2006					
	Recorded	Per 1,000 population	Detected	Detection Rate (%)	With any Proceedings	With relevant Proceedings	Recorded	Per 1,000 population	Detected	Detection Rate (%)	With any Proceedings	With relevant Proceedings
<b>State</b>	<b>5,732</b>	<b>1.39</b>	<b>4,978</b>	<b>86.8</b>	<b>4,163</b>	<b>4,073</b>	<b>16,364</b>	<b>3.86</b>	<b>15,465</b>	<b>94.5</b>	<b>5,778</b>	<b>5,669</b>
<b>Eastern Region</b>	<b>1,064</b>	<b>1.36</b>	<b>952</b>	<b>89.5</b>	<b>843</b>	<b>838</b>	<b>3,045</b>	<b>3.74</b>	<b>2,893</b>	<b>95.0</b>	<b>1,170</b>	<b>1,152</b>
Carlow/Kildare	302	1.36	279	92.4	252	250	808	3.50	773	95.7	327	323
Laois/Offaly	222	1.71	196	88.3	164	161	738	5.50	714	96.7	251	243
Longford/Westmeath	127	1.06	109	85.8	94	94	492	3.99	470	95.5	137	135
Louth/Meath	413	1.33	368	89.1	333	333	1,007	3.09	936	92.9	455	451
<b>Dublin Metropolitan Region</b>	<b>1,243</b>	<b>1.05</b>	<b>1,091</b>	<b>87.8</b>	<b>846</b>	<b>807</b>	<b>6,049</b>	<b>5.01</b>	<b>5,896</b>	<b>97.5</b>	<b>1,505</b>	<b>1,463</b>
Eastern DMR	93	0.84	71	76.3	56	52	478	4.10	460	96.2	125	123
North Central DMR	110	0.46	97	88.2	80	77	755	3.22	738	97.7	135	130
Northern DMR	167	0.65	143	85.6	99	94	874	3.35	855	97.8	258	246
South Central DMR	114	0.42	94	82.5	77	75	706	2.47	681	96.5	122	119
Southern DMR	325	4.23	298	91.7	236	228	1,537	19.37	1,516	98.6	368	364
Western DMR	434	1.90	388	89.4	298	281	1,699	7.38	1,646	96.9	497	481
<b>Northern Region</b>	<b>961</b>	<b>2.76</b>	<b>779</b>	<b>81.1</b>	<b>665</b>	<b>656</b>	<b>1,615</b>	<b>4.53</b>	<b>1,407</b>	<b>87.1</b>	<b>888</b>	<b>871</b>
Cavan/Monaghan	301	2.43	282	93.7	251	249	573	4.50	545	95.1	376	368
Donegal	502	3.48	373	74.3	308	303	793	5.38	637	80.3	401	394
Sligo/Leitrim	158	1.96	124	78.5	106	104	249	3.03	225	90.4	111	109
<b>South Eastern Region</b>	<b>860</b>	<b>1.68</b>	<b>764</b>	<b>88.8</b>	<b>597</b>	<b>590</b>	<b>1,731</b>	<b>3.29</b>	<b>1,608</b>	<b>92.9</b>	<b>682</b>	<b>670</b>
Tipperary	218	1.45	177	81.2	129	128	487	3.19	437	89.7	172	171
Waterford/Kilkenny	273	1.50	239	87.5	203	200	546	2.95	512	93.8	203	195
Wexford/Wicklow	369	2.04	348	94.3	265	262	698	3.72	659	94.4	307	304
<b>Southern Region</b>	<b>950</b>	<b>1.19</b>	<b>851</b>	<b>89.6</b>	<b>738</b>	<b>721</b>	<b>2,295</b>	<b>2.81</b>	<b>2,167</b>	<b>94.4</b>	<b>906</b>	<b>893</b>
Cork City	241	1.12	224	92.9	203	193	892	4.12	865	97.0	261	257
Cork North	212	1.54	186	87.7	166	166	393	2.76	358	91.1	185	183
Cork West	114	0.88	101	88.6	90	90	276	2.09	262	94.9	133	132
Kerry	91	0.68	84	92.3	69	67	271	1.99	257	94.8	84	83
Limerick	292	1.57	256	87.7	210	205	463	2.45	425	91.8	243	238
<b>Western Region</b>	<b>654</b>	<b>1.28</b>	<b>541</b>	<b>82.7</b>	<b>474</b>	<b>461</b>	<b>1,629</b>	<b>3.14</b>	<b>1,494</b>	<b>91.7</b>	<b>627</b>	<b>620</b>
Clare	99	0.94	77	77.8	65	64	256	2.37	230	89.8	106	106
Galway West	222	1.26	188	84.7	157	151	814	4.50	762	93.6	232	230
Mayo	168	1.31	130	77.4	112	108	255	1.96	230	90.2	132	130
Roscommon/Galway East	165	1.67	146	88.5	140	138	304	3.02	272	89.5	157	154

Table 3.18a Incidents recorded of *Speeding* (ICCS 0415), incidents per 1,000 population, detection and proceedings, 2003 and 2004

	2003						2004					
	Recorded	Per 1,000 population	Detected	Detection Rate (%)	With any Proceedings	With relevant Proceedings	Recorded	Per 1,000 population	Detected	Detection Rate (%)	With any Proceedings	With relevant Proceedings
<b>State</b>	<b>161,582</b>	<b>40.58</b>	<b>161,544</b>	<b>100.0</b>	<b>37,826</b>	<b>37,784</b>	<b>192,477</b>	<b>47.6</b>	<b>192,449</b>	<b>100.0</b>	<b>32,310</b>	<b>32,272</b>
<b>Eastern Region</b>	22,671	31.01	22,662	100.0	3,412	3,402	29,927	39.7	29,917	100.0	5,884	5,877
<b>Dublin Metropolitan Region</b>	63,132	54.47	63,123	100.0	16,681	16,675	98,020	83.8	98,017	100.0	11,866	11,862
<b>Northern Region</b>	10,367	30.90	10,359	99.9	2,831	2,831	10,593	30.9	10,589	100.0	3,052	3,050
<b>South Eastern Region</b>	20,564	41.76	20,563	100.0	3,548	3,548	18,717	37.4	18,714	100.0	3,193	3,191
<b>Southern Region</b>	33,240	42.89	33,235	100.0	8,662	8,637	25,225	32.1	25,221	100.0	6,189	6,180
<b>Western Region</b>	11,608	23.73	11,602	99.9	2,692	2,691	9,995	20.2	9,991	100.0	2,126	2,112

Table 3.18b Incidents recorded of *Speeding* (ICCS 0415), incidents per 1,000 population, detection and proceedings, 2005 and 2006

	2005						2006					
	Recorded	Per 1,000 population	Detected	Detection Rate (%)	With any Proceedings	With relevant Proceedings	Recorded	Per 1,000 population	Detected	Detection Rate (%)	With any Proceedings	With relevant Proceedings
<b>State</b>	<b>150,221</b>	<b>36.32</b>	<b>150,139</b>	<b>99.9</b>	<b>33,906</b>	<b>33,868</b>	<b>191895</b>	<b>45.26</b>	<b>191830</b>	<b>100.0</b>	<b>43599</b>	<b>43583</b>
<b>Eastern Region</b>	25,354	32.48	25,351	100.0	5,759	5,749	33573	41.24	33563	100.0	7262	7259
<b>Dublin Metropolitan Region</b>	65,277	55.15	65,270	100.0	14,457	14,455	76954	63.73	76928	100.0	18691	18689
<b>Northern Region</b>	9,073	26.01	9,060	99.9	2,221	2,220	16742	46.92	16728	99.9	4384	4382
<b>South Eastern Region</b>	16,685	32.55	16,667	99.9	4,214	4,207	19823	37.73	19816	100.0	3783	3779
<b>Southern Region</b>	21,394	26.69	21,362	99.9	4,278	4,272	29087	35.62	29081	100.0	6081	6077
<b>Western Region</b>	12,438	24.44	12,429	99.9	2,977	2,965	15716	30.25	15714	100.0	3398	3397



**Table 3.19a Incidents recorded of *Endangerment with potential for serious harm/death* (ICCS 0421), incidents per 1,000 population, detection and proceedings, 2003 and 2004**

	2003						2004					
	Recorded	Per 1,000 population	Detected	Detection Rate (%)	With any Proceedings	With relevant Proceedings	Recorded	Per 1,000 population	Detected	Detection Rate (%)	With any Proceedings	With relevant Proceedings
<b>State</b>	<b>51</b>	<b>0.01</b>	<b>40</b>	<b>78.4</b>	<b>29</b>	<b>29</b>	<b>75</b>	<b>0.02</b>	<b>72</b>	<b>96.0</b>	<b>55</b>	<b>53</b>
<b>Eastern Region</b>	<b>6</b>	<b>0.01</b>	<b>5</b>	<b>83.3</b>	<b>4</b>	<b>4</b>	<b>8</b>	<b>0.01</b>	<b>8</b>	<b>100.0</b>	<b>8</b>	<b>8</b>
Carlow/Kildare	1	0.00	1	100.0	1	1	0	0.00	0	N/A	0	0
Laois/Offaly	0	0.00	0	N/A	0	0	2	0.02	2	100.0	2	2
Longford/Westmeath	0	0.00	0	N/A	0	0	3	0.03	3	100.0	3	3
Louth/Meath	5	0.02	4	80.0	3	3	3	0.01	3	100.0	3	3
<b>Dublin Metropolitan Region</b>	<b>27</b>	<b>0.02</b>	<b>22</b>	<b>81.5</b>	<b>17</b>	<b>17</b>	<b>44</b>	<b>0.04</b>	<b>42</b>	<b>95.5</b>	<b>32</b>	<b>30</b>
Eastern DMR	1	0.01	1	100.0	1	1	1	0.01	1	100.0	1	1
North Central DMR	6	0.02	5	83.3	5	5	2	0.01	1	50.0	1	1
Northern DMR	16	0.06	13	81.3	9	9	38	0.15	38	100.0	29	27
South Central DMR	2	0.01	1	50.0	1	1	0	0.00	0	N/A	0	0
Southern DMR	2	0.03	2	100.0	1	1	1	0.01	1	100.0	1	1
Western DMR	0	0.00	0	N/A	0	0	2	0.01	1	50.0	0	0
<b>Northern Region</b>	<b>1</b>	<b>0.00</b>	<b>1</b>	<b>100.0</b>	<b>0</b>	<b>0</b>	<b>11</b>	<b>0.03</b>	<b>10</b>	<b>90.9</b>	<b>7</b>	<b>7</b>
Cavan/Monaghan	1	0.01	1	100.0	0	0	3	0.02	3	100.0	3	3
Donegal	0	0.00	0	N/A	0	0	7	0.05	7	100.0	4	4
Sligo/Leitrim	0	0.00	0	N/A	0	0	1	0.01	0	0.0	0	0
<b>South Eastern Region</b>	<b>6</b>	<b>0.01</b>	<b>4</b>	<b>66.7</b>	<b>2</b>	<b>2</b>	<b>5</b>	<b>0.01</b>	<b>5</b>	<b>100.0</b>	<b>4</b>	<b>4</b>
Tipperary	2	0.01	1	50.0	0	0	2	0.01	2	100.0	1	1
Waterford/Kilkenny	2	0.01	2	100.0	1	1	0	0.00	0	N/A	0	0
Wexford/Wicklow	2	0.01	1	50.0	1	1	3	0.02	3	100.0	3	3
<b>Southern Region</b>	<b>8</b>	<b>0.01</b>	<b>5</b>	<b>62.5</b>	<b>4</b>	<b>4</b>	<b>6</b>	<b>0.01</b>	<b>6</b>	<b>100.0</b>	<b>3</b>	<b>3</b>
Cork City	3	0.01	2	66.7	1	1	4	0.02	4	100.0	2	2
Cork North	3	0.02	1	33.3	1	1	0	0.00	0	N/A	0	0
Cork West	0	0.00	0	N/A	0	0	0	0.00	0	N/A	0	0
Kerry	0	0.00	0	N/A	0	0	0	0.00	0	N/A	0	0
Limerick	2	0.01	2	100.0	2	2	2	0.01	2	100.0	1	1
<b>Western Region</b>	<b>3</b>	<b>0.01</b>	<b>3</b>	<b>100.0</b>	<b>2</b>	<b>2</b>	<b>1</b>	<b>0.00</b>	<b>1</b>	<b>100.0</b>	<b>1</b>	<b>1</b>
Clare	0	0.00	0	N/A	0	0	0	0.00	0	N/A	0	0
Galway West	1	0.01	1	100.0	1	1	1	0.01	1	100.0	1	1
Mayo	2	0.02	2	100.0	1	1	0	0.00	0	N/A	0	0
Roscommon/Galway East	0	0.00	0	N/A	0	0	0	0.00	0	N/A	0	0



**Table 3.19b Incidents recorded of *Endangerment with potential for serious harm/death* (ICCS 0421), incidents per 1,000 population, detection and proceedings, 2005 and 2006**

	2005						2006					
	Recorded	Per 1,000 population	Detected	Detection Rate (%)	With any Proceedings	With relevant Proceedings	Recorded	Per 1,000 population	Detected	Detection Rate (%)	With any Proceedings	With relevant Proceedings
<b>State</b>	<b>81</b>	<b>0.02</b>	<b>70</b>	<b>86.4</b>	<b>50</b>	<b>50</b>	<b>70</b>	<b>0.02</b>	<b>62</b>	<b>88.6</b>	<b>41</b>	<b>40</b>
<b>Eastern Region</b>	<b>12</b>	<b>0.02</b>	<b>9</b>	<b>75.0</b>	<b>7</b>	<b>7</b>	<b>5</b>	<b>0.01</b>	<b>4</b>	<b>80.0</b>	<b>2</b>	<b>2</b>
Carlow/Kildare	1	0.00	0	0.0	0	0	0	0.00	0	N/A	0	0
Laois/Offaly	4	0.03	3	75.0	1	1	2	0.01	2	100.0	1	1
Longford/Westmeath	1	0.01	1	100.0	1	1	0	0.00	0	N/A	0	0
Louth/Meath	6	0.02	5	83.3	5	5	3	0.01	2	66.7	1	1
<b>Dublin Metropolitan Region</b>	<b>53</b>	<b>0.04</b>	<b>48</b>	<b>90.6</b>	<b>32</b>	<b>32</b>	<b>40</b>	<b>0.03</b>	<b>36</b>	<b>90.0</b>	<b>26</b>	<b>25</b>
Eastern DMR	0	0.00	0	N/A	0	0	2	0.02	1	50.0	1	1
North Central DMR	4	0.02	4	100.0	3	3	2	0.01	2	100.0	2	2
Northern DMR	35	0.14	33	94.3	19	19	25	0.10	24	96.0	16	15
South Central DMR	5	0.02	4	80.0	4	4	2	0.01	2	100.0	2	2
Southern DMR	1	0.01	1	100.0	1	1	3	0.04	2	66.7	1	1
Western DMR	8	0.04	6	75.0	5	5	6	0.03	5	83.3	4	4
<b>Northern Region</b>	<b>3</b>	<b>0.01</b>	<b>3</b>	<b>100.0</b>	<b>3</b>	<b>3</b>	<b>6</b>	<b>0.02</b>	<b>6</b>	<b>100.0</b>	<b>4</b>	<b>4</b>
Cavan/Monaghan	1	0.01	1	100.0	1	1	1	0.01	1	100.0	1	1
Donegal	2	0.01	2	100.0	2	2	5	0.03	5	100.0	3	3
Sligo/Leitrim	0	0.00	0	N/A	0	0	0	0.00	0	N/A	0	0
<b>South Eastern Region</b>	<b>3</b>	<b>0.01</b>	<b>2</b>	<b>66.7</b>	<b>1</b>	<b>1</b>	<b>11</b>	<b>0.02</b>	<b>10</b>	<b>90.9</b>	<b>6</b>	<b>6</b>
Tipperary	0	0.00	0	N/A	0	0	1	0.01	1	100.0	1	1
Waterford/Kilkenny	2	0.01	2	100.0	1	1	6	0.03	6	100.0	2	2
Wexford/Wicklow	1	0.01	0	0.0	0	0	4	0.02	3	75.0	3	3
<b>Southern Region</b>	<b>5</b>	<b>0.01</b>	<b>4</b>	<b>80.0</b>	<b>3</b>	<b>3</b>	<b>6</b>	<b>0.01</b>	<b>5</b>	<b>83.3</b>	<b>3</b>	<b>3</b>
Cork City	4	0.02	3	75.0	2	2	2	0.01	2	100.0	2	2
Cork North	0	0.00	0	N/A	0	0	1	0.01	1	100.0	1	1
Cork West	1	0.01	1	100.0	1	1	2	0.02	2	100.0	0	0
Kerry	0	0.00	0	N/A	0	0	0	0.00	0	N/A	0	0
Limerick	0	0.00	0	N/A	0	0	1	0.01	0	0.0	0	0
<b>Western Region</b>	<b>5</b>	<b>0.01</b>	<b>4</b>	<b>80.0</b>	<b>4</b>	<b>4</b>	<b>2</b>	<b>0.00</b>	<b>1</b>	<b>50.0</b>	<b>0</b>	<b>0</b>
Clare	2	0.02	2	100.0	2	2	1	0.01	0	0.0	0	0
Galway West	2	0.01	1	50.0	1	1	1	0.01	1	100.0	0	0
Mayo	1	0.01	1	100.0	1	1	0	0.00	0	N/A	0	0
Roscommon/Galway East	0	0.00	0	N/A	0	0	0	0.00	0	N/A	0	0

**Table 3.20a Incidents recorded of *Abandoning a child, child neglect and cruelty (ICCS 0422)*, incidents per 1,000 population, detection and proceedings, 2003 and 2004**

	2003						2004					
	Recorded	Per 1,000 population	Detected	Detection Rate (%)	With any Proceedings	With relevant Proceedings	Recorded	Per 1,000 population	Detected	Detection Rate (%)	With any Proceedings	With relevant Proceedings
<b>State</b>	<b>179</b>	<b>0.04</b>	<b>106</b>	<b>59.2</b>	<b>35</b>	<b>34</b>	<b>195</b>	<b>0.05</b>	<b>88</b>	<b>45.1</b>	<b>14</b>	<b>14</b>
<b>Eastern Region</b>	<b>35</b>	<b>0.05</b>	<b>25</b>	<b>71.4</b>	<b>8</b>	<b>8</b>	<b>36</b>	<b>0.05</b>	<b>20</b>	<b>55.6</b>	<b>3</b>	<b>3</b>
Carlow/Kildare	12	0.06	10	83.3	3	3	14	0.07	12	85.7	2	2
Laois/Offaly	9	0.07	6	66.7	4	4	6	0.05	3	50.0	1	1
Longford/Westmeath	5	0.04	2	40.0	0	0	7	0.06	3	42.9	0	0
Louth/Meath	9	0.03	7	77.8	1	1	9	0.03	2	22.2	0	0
<b>Dublin Metropolitan Region</b>	<b>49</b>	<b>0.04</b>	<b>29</b>	<b>59.2</b>	<b>5</b>	<b>4</b>	<b>65</b>	<b>0.06</b>	<b>19</b>	<b>29.2</b>	<b>3</b>	<b>3</b>
Eastern DMR	2	0.02	1	50.0	0	0	3	0.03	1	33.3	0	0
North Central DMR	10	0.04	7	70.0	1	1	8	0.03	2	25.0	1	1
Northern DMR	14	0.06	8	57.1	1	1	15	0.06	4	26.7	0	0
South Central DMR	5	0.02	4	80.0	1	0	6	0.02	1	16.7	0	0
Southern DMR	13	0.18	6	46.2	1	1	13	0.17	7	53.8	2	2
Western DMR	5	0.02	3	60.0	1	1	20	0.09	4	20.0	0	0
<b>Northern Region</b>	<b>23</b>	<b>0.07</b>	<b>13</b>	<b>56.5</b>	<b>8</b>	<b>8</b>	<b>17</b>	<b>0.05</b>	<b>7</b>	<b>41.2</b>	<b>0</b>	<b>0</b>
Cavan/Monaghan	15	0.13	10	66.7	8	8	6	0.05	4	66.7	0	0
Donegal	6	0.04	3	50.0	0	0	6	0.04	2	33.3	0	0
Sligo/Leitrim	2	0.03	0	0.0	0	0	5	0.06	1	20.0	0	0
<b>South Eastern Region</b>	<b>24</b>	<b>0.05</b>	<b>14</b>	<b>58.3</b>	<b>8</b>	<b>8</b>	<b>32</b>	<b>0.06</b>	<b>20</b>	<b>62.5</b>	<b>3</b>	<b>3</b>
Tipperary	5	0.03	2	40.0	2	2	6	0.04	3	50.0	0	0
Waterford/Kilkenny	9	0.05	7	77.8	5	5	16	0.09	10	62.5	2	2
Wexford/Wicklow	10	0.06	5	50.0	1	1	10	0.06	7	70.0	1	1
<b>Southern Region</b>	<b>33</b>	<b>0.04</b>	<b>18</b>	<b>54.5</b>	<b>5</b>	<b>5</b>	<b>30</b>	<b>0.04</b>	<b>13</b>	<b>43.3</b>	<b>4</b>	<b>4</b>
Cork City	13	0.06	7	53.8	2	2	10	0.05	3	30.0	2	2
Cork North	6	0.05	2	33.3	0	0	5	0.04	3	60.0	2	2
Cork West	1	0.01	1	100.0	0	0	2	0.02	1	50.0	0	0
Kerry	5	0.04	3	60.0	2	2	5	0.04	2	40.0	0	0
Limerick	8	0.04	5	62.5	1	1	8	0.04	4	50.0	0	0
<b>Western Region</b>	<b>15</b>	<b>0.03</b>	<b>7</b>	<b>46.7</b>	<b>1</b>	<b>1</b>	<b>15</b>	<b>0.03</b>	<b>9</b>	<b>60.0</b>	<b>1</b>	<b>1</b>
Clare	2	0.02	0	0.0	0	0	3	0.03	1	33.3	0	0
Galway West	6	0.04	3	50.0	1	1	9	0.05	7	77.8	1	1
Mayo	5	0.04	3	60.0	0	0	2	0.02	0	0.0	0	0
Roscommon/Galway East	2	0.02	1	50.0	0	0	1	0.01	1	100.0	0	0

**Table 3.20b Incidents recorded of *Abandoning a child, child neglect and cruelty (ICCS 0422)*, incidents per 1,000 population, detection and proceedings, 2005 and 2006**

	2005						2006					
	Recorded	Per 1,000 population	Detected	Detection Rate (%)	With any Proceedings	With relevant Proceedings	Recorded	Per 1,000 population	Detected	Detection Rate (%)	With any Proceedings	With relevant Proceedings
<b>State</b>	<b>268</b>	<b>0.06</b>	<b>100</b>	<b>37.3</b>	<b>29</b>	<b>29</b>	<b>303</b>	<b>0.07</b>	<b>131</b>	<b>43.2</b>	<b>27</b>	<b>25</b>
<b>Eastern Region</b>	<b>46</b>	<b>0.06</b>	<b>17</b>	<b>37.0</b>	<b>8</b>	<b>8</b>	<b>80</b>	<b>0.10</b>	<b>33</b>	<b>41.3</b>	<b>9</b>	<b>9</b>
Carlow/Kildare	18	0.08	9	50.0	3	3	22	0.10	15	68.2	2	2
Laois/Offaly	3	0.02	0	0.0	0	0	8	0.06	3	37.5	2	2
Longford/Westmeath	5	0.04	3	60.0	2	2	13	0.11	3	23.1	0	0
Louth/Meath	20	0.06	5	25.0	3	3	37	0.11	12	32.4	5	5
<b>Dublin Metropolitan Region</b>	<b>111</b>	<b>0.09</b>	<b>32</b>	<b>28.8</b>	<b>13</b>	<b>13</b>	<b>102</b>	<b>0.08</b>	<b>43</b>	<b>42.2</b>	<b>10</b>	<b>9</b>
Eastern DMR	10	0.09	5	50.0	1	1	8	0.07	4	50.0	0	0
North Central DMR	13	0.05	5	38.5	4	4	14	0.06	8	57.1	1	1
Northern DMR	19	0.07	6	31.6	3	3	17	0.07	4	23.5	1	1
South Central DMR	12	0.04	5	41.7	2	2	10	0.04	5	50.0	1	0
Southern DMR	28	0.36	8	28.6	2	2	24	0.30	11	45.8	6	6
Western DMR	29	0.13	3	10.3	1	1	29	0.13	11	37.9	1	1
<b>Northern Region</b>	<b>19</b>	<b>0.05</b>	<b>6</b>	<b>31.6</b>	<b>1</b>	<b>1</b>	<b>17</b>	<b>0.05</b>	<b>8</b>	<b>47.1</b>	<b>0</b>	<b>0</b>
Cavan/Monaghan	8	0.06	4	50.0	1	1	6	0.05	4	66.7	0	0
Donegal	7	0.05	0	0.0	0	0	7	0.05	2	28.6	0	0
Sligo/Leitrim	4	0.05	2	50.0	0	0	4	0.05	2	50.0	0	0
<b>South Eastern Region</b>	<b>37</b>	<b>0.07</b>	<b>24</b>	<b>64.9</b>	<b>2</b>	<b>2</b>	<b>36</b>	<b>0.07</b>	<b>12</b>	<b>33.3</b>	<b>2</b>	<b>1</b>
Tipperary	15	0.10	10	66.7	1	1	4	0.03	0	0.0	0	0
Waterford/Kilkenny	7	0.04	4	57.1	0	0	18	0.10	7	38.9	2	1
Wexford/Wicklow	15	0.08	10	66.7	1	1	14	0.07	5	35.7	0	0
<b>Southern Region</b>	<b>39</b>	<b>0.05</b>	<b>17</b>	<b>43.6</b>	<b>3</b>	<b>3</b>	<b>41</b>	<b>0.05</b>	<b>22</b>	<b>53.7</b>	<b>4</b>	<b>4</b>
Cork City	12	0.06	3	25.0	0	0	9	0.04	5	55.6	1	1
Cork North	2	0.01	0	0.0	0	0	1	0.01	0	0.0	0	0
Cork West	1	0.01	1	100.0	0	0	5	0.04	3	60.0	0	0
Kerry	6	0.04	4	66.7	0	0	9	0.07	7	77.8	0	0
Limerick	18	0.10	9	50.0	3	3	17	0.09	7	41.2	3	3
<b>Western Region</b>	<b>16</b>	<b>0.03</b>	<b>4</b>	<b>25.0</b>	<b>2</b>	<b>2</b>	<b>27</b>	<b>0.05</b>	<b>13</b>	<b>48.1</b>	<b>2</b>	<b>2</b>
Clare	4	0.04	1	25.0	0	0	5	0.05	1	20.0	0	0
Galway West	8	0.05	2	25.0	1	1	16	0.09	11	68.8	2	2
Mayo	2	0.02	0	0.0	0	0	3	0.02	0	0.0	0	0
Roscommon/Galway East	2	0.02	1	50.0	1	1	3	0.03	1	33.3	0	0

**Table 3.21a Incidents recorded of *Dangerous use of vessel (air, sea) or facilities (ICCS 0423, 0424)*, incidents per 1,000 population, detection and proceedings, 2003 and 2004**

	2003						2004					
	Recorded	Per 1,000 population	Detected	Detection Rate (%)	With any Proceedings	With relevant Proceedings	Recorded	Per 1,000 population	Detected	Detection Rate (%)	With any Proceedings	With relevant Proceedings
<b>State</b>	<b>12</b>	<b>0.00</b>	<b>10</b>	<b>83.3</b>	<b>3</b>	<b>0</b>	<b>19</b>	<b>0.00</b>	<b>17</b>	<b>89.5</b>	<b>9</b>	<b>5</b>
<b>Eastern Region</b>	<b>0</b>	<b>0.00</b>	<b>0</b>	<b>N/A</b>	<b>0</b>	<b>0</b>	<b>0</b>	<b>0.00</b>	<b>0</b>	<b>N/A</b>	<b>0</b>	<b>0</b>
Carlow/Kildare	0	0.00	0	N/A	0	0	0	0.00	0	N/A	0	0
Laois/Offaly	0	0.00	0	N/A	0	0	0	0.00	0	N/A	0	0
Longford/Westmeath	0	0.00	0	N/A	0	0	0	0.00	0	N/A	0	0
Louth/Meath	0	0.00	0	N/A	0	0	0	0.00	0	N/A	0	0
<b>Dublin Metropolitan Region</b>	<b>8</b>	<b>0.01</b>	<b>7</b>	<b>87.5</b>	<b>1</b>	<b>0</b>	<b>17</b>	<b>0.01</b>	<b>15</b>	<b>88.2</b>	<b>7</b>	<b>4</b>
Eastern DMR	0	0.00	0	N/A	0	0	0	0.00	0	N/A	0	0
North Central DMR	0	0.00	0	N/A	0	0	0	0.00	0	N/A	0	0
Northern DMR	8	0.03	7	87.5	1	0	17	0.07	15	88.2	7	4
South Central DMR	0	0.00	0	N/A	0	0	0	0.00	0	N/A	0	0
Southern DMR	0	0.00	0	N/A	0	0	0	0.00	0	N/A	0	0
Western DMR	0	0.00	0	N/A	0	0	0	0.00	0	N/A	0	0
<b>Northern Region</b>	<b>0</b>	<b>0.00</b>	<b>0</b>	<b>N/A</b>	<b>0</b>	<b>0</b>	<b>0</b>	<b>0.00</b>	<b>0</b>	<b>N/A</b>	<b>0</b>	<b>0</b>
Cavan/Monaghan	0	0.00	0	N/A	0	0	0	0.00	0	N/A	0	0
Donegal	0	0.00	0	N/A	0	0	0	0.00	0	N/A	0	0
Sligo/Leitrim	0	0.00	0	N/A	0	0	0	0.00	0	N/A	0	0
<b>South Eastern Region</b>	<b>0</b>	<b>0.00</b>	<b>0</b>	<b>N/A</b>	<b>0</b>	<b>0</b>	<b>0</b>	<b>0.00</b>	<b>0</b>	<b>N/A</b>	<b>0</b>	<b>0</b>
Tipperary	0	0.00	0	N/A	0	0	0	0.00	0	N/A	0	0
Waterford/Kilkenny	0	0.00	0	N/A	0	0	0	0.00	0	N/A	0	0
Wexford/Wicklow	0	0.00	0	N/A	0	0	0	0.00	0	N/A	0	0
<b>Southern Region</b>	<b>0</b>	<b>0.00</b>	<b>0</b>	<b>N/A</b>	<b>0</b>	<b>0</b>	<b>1</b>	<b>0.00</b>	<b>1</b>	<b>100.0</b>	<b>1</b>	<b>1</b>
Cork City	0	0.00	0	N/A	0	0	1	0.00	1	100.0	1	1
Cork North	0	0.00	0	N/A	0	0	0	0.00	0	N/A	0	0
Cork West	0	0.00	0	N/A	0	0	0	0.00	0	N/A	0	0
Kerry	0	0.00	0	N/A	0	0	0	0.00	0	N/A	0	0
Limerick	0	0.00	0	N/A	0	0	0	0.00	0	N/A	0	0
<b>Western Region</b>	<b>4</b>	<b>0.01</b>	<b>3</b>	<b>75.0</b>	<b>2</b>	<b>0</b>	<b>1</b>	<b>0.00</b>	<b>1</b>	<b>100.0</b>	<b>1</b>	<b>0</b>
Clare	4	0.04	3	75.0	2	0	1	0.01	1	100.0	1	0
Galway West	0	0.00	0	N/A	0	0	0	0.00	0	N/A	0	0
Mayo	0	0.00	0	N/A	0	0	0	0.00	0	N/A	0	0
Roscommon/Galway East	0	0.00	0	N/A	0	0	0	0.00	0	N/A	0	0

**Table 3.21b Incidents recorded of *Dangerous use of vessel (air, sea) or facilities (ICCS 0423, 0424)*, incidents per 1,000 population, detection and proceedings, 2005 and 2006**

	2005						2006					
	Recorded	Per 1,000 population	Detected	Detection Rate (%)	With any Proceedings	With relevant Proceedings	Recorded	Per 1,000 population	Detected	Detection Rate (%)	With any Proceedings	With relevant Proceedings
<b>State</b>	<b>18</b>	<b>0.00</b>	<b>13</b>	<b>72.2</b>	<b>4</b>	<b>2</b>	<b>16</b>	<b>0.00</b>	<b>12</b>	<b>75.0</b>	<b>9</b>	<b>2</b>
<b>Eastern Region</b>	<b>0</b>	<b>0.00</b>	<b>0</b>	<b>N/A</b>	<b>0</b>	<b>0</b>	<b>0</b>	<b>0.00</b>	<b>0</b>	<b>N/A</b>	<b>0</b>	<b>0</b>
Carlow/Kildare	0	0.00	0	N/A	0	0	0	0.00	0	N/A	0	0
Laois/Offaly	0	0.00	0	N/A	0	0	0	0.00	0	N/A	0	0
Longford/Westmeath	0	0.00	0	N/A	0	0	0	0.00	0	N/A	0	0
Louth/Meath	0	0.00	0	N/A	0	0	0	0.00	0	N/A	0	0
<b>Dublin Metropolitan Region</b>	<b>14</b>	<b>0.01</b>	<b>9</b>	<b>64.3</b>	<b>2</b>	<b>1</b>	<b>12</b>	<b>0.01</b>	<b>8</b>	<b>66.7</b>	<b>5</b>	<b>1</b>
Eastern DMR	0	0.00	0	N/A	0	0	0	0.00	0	N/A	0	0
North Central DMR	0	0.00	0	N/A	0	0	0	0.00	0	N/A	0	0
Northern DMR	14	0.05	9	64.3	2	1	12	0.05	8	66.7	5	1
South Central DMR	0	0.00	0	N/A	0	0	0	0.00	0	N/A	0	0
Southern DMR	0	0.00	0	N/A	0	0	0	0.00	0	N/A	0	0
Western DMR	0	0.00	0	N/A	0	0	0	0.00	0	N/A	0	0
<b>Northern Region</b>	<b>0</b>	<b>0.00</b>	<b>0</b>	<b>N/A</b>	<b>0</b>	<b>0</b>	<b>0</b>	<b>0.00</b>	<b>0</b>	<b>N/A</b>	<b>0</b>	<b>0</b>
Cavan/Monaghan	0	0.00	0	N/A	0	0	0	0.00	0	N/A	0	0
Donegal	0	0.00	0	N/A	0	0	0	0.00	0	N/A	0	0
Sligo/Leitrim	0	0.00	0	N/A	0	0	0	0.00	0	N/A	0	0
<b>South Eastern Region</b>	<b>0</b>	<b>0.00</b>	<b>0</b>	<b>N/A</b>	<b>0</b>	<b>0</b>	<b>0</b>	<b>0.00</b>	<b>0</b>	<b>N/A</b>	<b>0</b>	<b>0</b>
Tipperary	0	0.00	0	N/A	0	0	0	0.00	0	N/A	0	0
Waterford/Kilkenny	0	0.00	0	N/A	0	0	0	0.00	0	N/A	0	0
Wexford/Wicklow	0	0.00	0	N/A	0	0	0	0.00	0	N/A	0	0
<b>Southern Region</b>	<b>0</b>	<b>0.00</b>	<b>0</b>	<b>N/A</b>	<b>0</b>	<b>0</b>	<b>1</b>	<b>0.00</b>	<b>1</b>	<b>N/A</b>	<b>1</b>	<b>0</b>
Cork City	0	0.00	0	N/A	0	0	1	0.00	1	N/A	1	0
Cork North	0	0.00	0	N/A	0	0	0	0.00	0	N/A	0	0
Cork West	0	0.00	0	N/A	0	0	0	0.00	0	N/A	0	0
Kerry	0	0.00	0	N/A	0	0	0	0.00	0	N/A	0	0
Limerick	0	0.00	0	N/A	0	0	0	0.00	0	N/A	0	0
<b>Western Region</b>	<b>4</b>	<b>0.01</b>	<b>4</b>	<b>100.0</b>	<b>2</b>	<b>1</b>	<b>3</b>	<b>0.01</b>	<b>3</b>	<b>100.0</b>	<b>3</b>	<b>1</b>
Clare	4	0.04	4	100.0	2	1	3	0.03	3	100.0	3	1
Galway West	0	0.00	0	N/A	0	0	0	0.00	0	N/A	0	0
Mayo	0	0.00	0	N/A	0	0	0	0.00	0	N/A	0	0
Roscommon/Galway East	0	0.00	0	N/A	0	0	0	0.00	0	N/A	0	0

Table 3.22a Incidents recorded of *Endangering (road) traffic* (ICCS 0425), incidents per 1,000 population, detection and proceedings, 2003 and 2004

	2003						2004					
	Recorded	Per 1,000 population	Detected	Detection Rate (%)	With any Proceedings	With relevant Proceedings	Recorded	Per 1,000 population	Detected	Detection Rate (%)	With any Proceedings	With relevant Proceedings
<b>State</b>	<b>141</b>	<b>0.04</b>	<b>113</b>	<b>80.1</b>	<b>69</b>	<b>60</b>	<b>123</b>	<b>0.03</b>	<b>98</b>	<b>79.7</b>	<b>61</b>	<b>57</b>
<b>Eastern Region</b>	<b>18</b>	<b>0.02</b>	<b>15</b>	<b>83.3</b>	<b>6</b>	<b>6</b>	<b>20</b>	<b>0.03</b>	<b>18</b>	<b>90.0</b>	<b>8</b>	<b>7</b>
Carlow/Kildare	6	0.03	6	100.0	3	3	7	0.03	6	85.7	2	2
Laois/Offaly	4	0.03	3	75.0	0	0	4	0.03	4	100.0	0	0
Longford/Westmeath	4	0.04	2	50.0	2	2	2	0.02	1	50.0	0	0
Louth/Meath	4	0.01	4	100.0	1	1	7	0.02	7	100.0	6	5
<b>Dublin Metropolitan Region</b>	<b>67</b>	<b>0.06</b>	<b>59</b>	<b>88.1</b>	<b>37</b>	<b>36</b>	<b>58</b>	<b>0.05</b>	<b>52</b>	<b>89.7</b>	<b>41</b>	<b>39</b>
Eastern DMR	6	0.06	5	83.3	3	3	4	0.04	2	50.0	2	2
North Central DMR	11	0.05	10	90.9	7	7	10	0.04	10	100.0	10	10
Northern DMR	10	0.04	8	80.0	3	3	6	0.02	5	83.3	3	3
South Central DMR	14	0.05	14	100.0	11	11	14	0.05	14	100.0	12	12
Southern DMR	6	0.08	5	83.3	4	4	11	0.15	10	90.9	7	6
Western DMR	20	0.09	17	85.0	9	8	13	0.06	11	84.6	7	6
<b>Northern Region</b>	<b>20</b>	<b>0.06</b>	<b>8</b>	<b>40.0</b>	<b>6</b>	<b>4</b>	<b>16</b>	<b>0.05</b>	<b>5</b>	<b>31.3</b>	<b>2</b>	<b>2</b>
Cavan/Monaghan	4	0.03	4	100.0	2	1	4	0.03	4	100.0	2	2
Donegal	14	0.10	3	21.4	3	2	12	0.08	1	8.3	0	0
Sligo/Leitrim	2	0.03	1	50.0	1	1	0	0.00	0	N/A	0	0
<b>South Eastern Region</b>	<b>13</b>	<b>0.03</b>	<b>13</b>	<b>100.0</b>	<b>8</b>	<b>7</b>	<b>8</b>	<b>0.02</b>	<b>8</b>	<b>100.0</b>	<b>2</b>	<b>2</b>
Tipperary	4	0.03	4	100.0	2	1	3	0.02	3	100.0	1	1
Waterford/Kilkenny	5	0.03	5	100.0	4	4	4	0.02	4	100.0	1	1
Wexford/Wicklow	4	0.02	4	100.0	2	2	1	0.01	1	100.0	0	0
<b>Southern Region</b>	<b>17</b>	<b>0.02</b>	<b>14</b>	<b>82.4</b>	<b>9</b>	<b>5</b>	<b>13</b>	<b>0.02</b>	<b>10</b>	<b>76.9</b>	<b>4</b>	<b>4</b>
Cork City	6	0.03	6	100.0	3	1	7	0.03	7	100.0	2	2
Cork North	3	0.02	1	33.3	1	1	1	0.01	0	0.0	0	0
Cork West	1	0.01	1	100.0	0	0	1	0.01	1	100.0	1	1
Kerry	4	0.03	4	100.0	4	3	2	0.02	2	100.0	1	1
Limerick	3	0.02	2	66.7	1	0	2	0.01	0	0.0	0	0
<b>Western Region</b>	<b>6</b>	<b>0.01</b>	<b>4</b>	<b>66.7</b>	<b>3</b>	<b>2</b>	<b>8</b>	<b>0.02</b>	<b>5</b>	<b>62.5</b>	<b>4</b>	<b>3</b>
Clare	1	0.01	1	100.0	0	0	1	0.01	0	0.0	0	0
Galway West	1	0.01	1	100.0	1	0	3	0.02	2	66.7	1	1
Mayo	3	0.02	1	33.3	1	1	3	0.02	2	66.7	2	1
Roscommon/Galway East	1	0.01	1	100.0	1	1	1	0.01	1	100.0	1	1

Table 3.22b Incidents recorded of *Endangering (road) traffic (ICCS 0425)*, incidents per 1,000 population, detection and proceedings, 2005 and 2006

	2005						2006					
	Recorded	Per 1,000 population	Detected	Detection Rate (%)	With any Proceedings	With relevant Proceedings	Recorded	Per 1,000 population	Detected	Detection Rate (%)	With any Proceedings	With relevant Proceedings
<b>State</b>	<b>151</b>	<b>0.04</b>	<b>117</b>	<b>77.5</b>	<b>67</b>	<b>66</b>	<b>148</b>	<b>0.03</b>	<b>123</b>	<b>83.1</b>	<b>68</b>	<b>63</b>
<b>Eastern Region</b>	<b>20</b>	<b>0.03</b>	<b>14</b>	<b>70.0</b>	<b>10</b>	<b>10</b>	<b>12</b>	<b>0.01</b>	<b>11</b>	<b>91.7</b>	<b>6</b>	<b>6</b>
Carlow/Kildare	3	0.01	3	100.0	2	2	7	0.03	7	100.0	3	3
Laois/Offaly	2	0.02	1	50.0	1	1	0	0.00	0	N/A	0	0
Longford/Westmeath	5	0.04	1	20.0	0	0	3	0.02	2	66.7	1	1
Louth/Meath	10	0.03	9	90.0	7	7	2	0.01	2	100.0	2	2
<b>Dublin Metropolitan Region</b>	<b>59</b>	<b>0.05</b>	<b>50</b>	<b>84.7</b>	<b>35</b>	<b>35</b>	<b>70</b>	<b>0.06</b>	<b>64</b>	<b>91.4</b>	<b>34</b>	<b>32</b>
Eastern DMR	3	0.03	2	66.7	1	1	16	0.14	13	81.3	6	6
North Central DMR	10	0.04	10	100.0	8	8	15	0.06	15	100.0	12	10
Northern DMR	7	0.03	5	71.4	1	1	11	0.04	9	81.8	4	4
South Central DMR	21	0.08	16	76.2	15	15	10	0.04	10	100.0	6	6
Southern DMR	7	0.09	6	85.7	4	4	7	0.09	7	100.0	2	2
Western DMR	11	0.05	11	100.0	6	6	11	0.05	10	90.9	4	4
<b>Northern Region</b>	<b>24</b>	<b>0.07</b>	<b>8</b>	<b>33.3</b>	<b>5</b>	<b>5</b>	<b>20</b>	<b>0.06</b>	<b>12</b>	<b>60.0</b>	<b>9</b>	<b>6</b>
Cavan/Monaghan	3	0.02	2	66.7	1	1	4	0.03	4	100.0	3	2
Donegal	16	0.11	2	12.5	2	2	15	0.10	8	53.3	6	4
Sligo/Leitrim	5	0.06	4	80.0	2	2	1	0.01	0	0.0	0	0
<b>South Eastern Region</b>	<b>16</b>	<b>0.03</b>	<b>15</b>	<b>93.8</b>	<b>7</b>	<b>6</b>	<b>12</b>	<b>0.02</b>	<b>9</b>	<b>75.0</b>	<b>2</b>	<b>2</b>
Tipperary	7	0.05	6	85.7	3	2	6	0.04	4	66.7	0	0
Waterford/Kilkenny	3	0.02	3	100.0	0	0	3	0.02	2	66.7	1	1
Wexford/Wicklow	6	0.03	6	100.0	4	4	3	0.02	3	100.0	1	1
<b>Southern Region</b>	<b>19</b>	<b>0.02</b>	<b>19</b>	<b>100.0</b>	<b>6</b>	<b>6</b>	<b>23</b>	<b>0.03</b>	<b>19</b>	<b>82.6</b>	<b>12</b>	<b>12</b>
Cork City	4	0.02	4	100.0	1	1	6	0.03	5	83.3	4	4
Cork North	3	0.02	3	100.0	2	2	3	0.02	3	100.0	1	1
Cork West	1	0.01	1	100.0	0	0	3	0.02	2	66.7	2	2
Kerry	0	0.00	0	N/A	0	0	3	0.02	2	66.7	0	0
Limerick	11	0.06	11	100.0	3	3	8	0.04	7	87.5	5	5
<b>Western Region</b>	<b>13</b>	<b>0.03</b>	<b>11</b>	<b>84.6</b>	<b>4</b>	<b>4</b>	<b>11</b>	<b>0.02</b>	<b>8</b>	<b>72.7</b>	<b>5</b>	<b>5</b>
Clare	6	0.06	5	83.3	1	1	2	0.02	1	50.0	1	1
Galway West	5	0.03	5	100.0	3	3	5	0.03	4	80.0	3	3
Mayo	2	0.02	1	50.0	0	0	3	0.02	2	66.7	0	0
Roscommon/Galway East	0	0.00	0	N/A	0	0	1	0.01	1	100.0	1	1

Table 3.23a Incidents recorded of *False Imprisonment* (ICCS 0511), incidents per 1,000 population, detection and proceedings, 2003 and 2004

	2003						2004					
	Recorded	Per 1,000 population	Detected	Detection Rate (%)	With any Proceedings	With relevant Proceedings	Recorded	Per 1,000 population	Detected	Detection Rate (%)	With any Proceedings	With relevant Proceedings
<b>State</b>	<b>52</b>	<b>0.01</b>	<b>32</b>	<b>61.5</b>	<b>24</b>	<b>18</b>	<b>45</b>	<b>0.01</b>	<b>34</b>	<b>75.6</b>	<b>29</b>	<b>21</b>
<b>Eastern Region</b>	<b>5</b>	<b>0.01</b>	<b>3</b>	<b>60.0</b>	<b>2</b>	<b>2</b>	<b>1</b>	<b>0.00</b>	<b>0</b>	<b>0.0</b>	<b>0</b>	<b>0</b>
Carlow/Kildare	1	0.00	0	0.0	0	0	0	0.00	0	N/A	0	0
Laois/Offaly	0	0.00	0	N/A	0	0	0	0.00	0	N/A	0	0
Longford/Westmeath	1	0.01	1	100.0	1	1	1	0.01	0	0.0	0	0
Louth/Meath	3	0.01	2	66.7	1	1	0	0.00	0	N/A	0	0
<b>Dublin Metropolitan Region</b>	<b>20</b>	<b>0.02</b>	<b>13</b>	<b>65.0</b>	<b>8</b>	<b>5</b>	<b>20</b>	<b>0.02</b>	<b>16</b>	<b>80.0</b>	<b>14</b>	<b>11</b>
Eastern DMR	1	0.01	0	0.0	0	0	3	0.03	3	100.0	2	2
North Central DMR	4	0.02	2	50.0	1	1	2	0.01	1	50.0	1	1
Northern DMR	2	0.01	1	50.0	0	0	8	0.03	7	87.5	6	5
South Central DMR	4	0.02	3	75.0	2	2	1	0.00	0	0.0	0	0
Southern DMR	3	0.04	2	66.7	2	2	1	0.01	1	100.0	1	1
Western DMR	6	0.03	5	83.3	3	0	5	0.02	4	80.0	4	2
<b>Northern Region</b>	<b>2</b>	<b>0.01</b>	<b>1</b>	<b>50.0</b>	<b>1</b>	<b>1</b>	<b>6</b>	<b>0.02</b>	<b>5</b>	<b>83.3</b>	<b>4</b>	<b>4</b>
Cavan/Monaghan	1	0.01	1	100.0	1	1	4	0.03	4	100.0	3	3
Donegal	0	0.00	0	N/A	0	0	2	0.01	1	50.0	1	1
Sligo/Leitrim	1	0.01	0	0.0	0	0	0	0.00	0	N/A	0	0
<b>South Eastern Region</b>	<b>5</b>	<b>0.01</b>	<b>4</b>	<b>80.0</b>	<b>4</b>	<b>3</b>	<b>8</b>	<b>0.02</b>	<b>5</b>	<b>62.5</b>	<b>3</b>	<b>0</b>
Tipperary	2	0.01	2	100.0	2	2	0	0.00	0	N/A	0	0
Waterford/Kilkenny	2	0.01	2	100.0	2	1	3	0.02	2	66.7	2	0
Wexford/Wicklow	1	0.01	0	0.0	0	0	5	0.03	3	60.0	1	0
<b>Southern Region</b>	<b>10</b>	<b>0.01</b>	<b>4</b>	<b>40.0</b>	<b>4</b>	<b>3</b>	<b>7</b>	<b>0.01</b>	<b>6</b>	<b>85.7</b>	<b>6</b>	<b>5</b>
Cork City	3	0.01	1	33.3	1	1	2	0.01	2	100.0	2	2
Cork North	4	0.03	3	75.0	3	2	0	0.00	0	N/A	0	0
Cork West	0	0.00	0	N/A	0	0	0	0.00	0	N/A	0	0
Kerry	0	0.00	0	N/A	0	0	3	0.02	3	100.0	3	3
Limerick	3	0.02	0	0.0	0	0	2	0.01	1	50.0	1	0
<b>Western Region</b>	<b>10</b>	<b>0.02</b>	<b>7</b>	<b>70.0</b>	<b>5</b>	<b>4</b>	<b>3</b>	<b>0.01</b>	<b>2</b>	<b>66.7</b>	<b>2</b>	<b>1</b>
Clare	4	0.04	2	50.0	2	2	0	0.00	0	N/A	0	0
Galway West	3	0.02	2	66.7	0	0	2	0.01	1	50.0	1	0
Mayo	0	0.00	0	N/A	0	0	0	0.00	0	N/A	0	0
Roscommon/Galway East	3	0.03	3	100.0	3	2	1	0.01	1	100.0	1	1



Table 3.23b Incidents recorded of *False Imprisonment* (ICCS 0511), incidents per 1,000 population, detection and proceedings, 2005 and 2006

	2005						2006					
	Recorded	Per 1,000 population	Detected	Detection Rate (%)	With any Proceedings	With relevant Proceedings	Recorded	Per 1,000 population	Detected	Detection Rate (%)	With any Proceedings	With relevant Proceedings
<b>State</b>	<b>50</b>	<b>0.01</b>	<b>34</b>	<b>68.0</b>	<b>27</b>	<b>19</b>	<b>55</b>	<b>0.01</b>	<b>38</b>	<b>69.1</b>	<b>22</b>	<b>17</b>
<b>Eastern Region</b>	<b>9</b>	<b>0.01</b>	<b>7</b>	<b>77.8</b>	<b>6</b>	<b>4</b>	<b>13</b>	<b>0.02</b>	<b>6</b>	<b>46.2</b>	<b>4</b>	<b>3</b>
Carlow/Kildare	2	0.01	2	100.0	2	2	2	0.01	1	50.0	1	0
Laois/Offaly	1	0.01	1	100.0	1	1	2	0.01	1	50.0	0	0
Longford/Westmeath	2	0.02	2	100.0	2	1	1	0.01	0	0.0	0	0
Louth/Meath	4	0.01	2	50.0	1	0	8	0.02	4	50.0	3	3
<b>Dublin Metropolitan Region</b>	<b>27</b>	<b>0.02</b>	<b>15</b>	<b>55.6</b>	<b>13</b>	<b>8</b>	<b>21</b>	<b>0.02</b>	<b>14</b>	<b>66.7</b>	<b>8</b>	<b>7</b>
Eastern DMR	2	0.02	2	100.0	1	1	2	0.02	2	100.0	0	0
North Central DMR	4	0.02	3	75.0	3	2	6	0.03	5	83.3	3	2
Northern DMR	3	0.01	2	66.7	2	2	2	0.01	0	0.0	0	0
South Central DMR	7	0.03	4	57.1	4	1	5	0.02	3	60.0	2	2
Southern DMR	2	0.03	1	50.0	0	0	2	0.03	2	100.0	1	1
Western DMR	9	0.04	3	33.3	3	2	4	0.02	2	50.0	2	2
<b>Northern Region</b>	<b>0</b>	<b>0.00</b>	<b>0</b>	<b>N/A</b>	<b>0</b>	<b>0</b>	<b>5</b>	<b>0.01</b>	<b>4</b>	<b>80.0</b>	<b>3</b>	<b>1</b>
Cavan/Monaghan	0	0.00	0	N/A	0	0	1	0.01	1	100.0	0	0
Donegal	0	0.00	0	N/A	0	0	3	0.02	2	66.7	2	1
Sligo/Leitrim	0	0.00	0	N/A	0	0	1	0.01	1	100.0	1	0
<b>South Eastern Region</b>	<b>6</b>	<b>0.01</b>	<b>5</b>	<b>83.3</b>	<b>4</b>	<b>4</b>	<b>4</b>	<b>0.01</b>	<b>4</b>	<b>100.0</b>	<b>1</b>	<b>1</b>
Tipperary	2	0.01	2	100.0	1	1	1	0.01	1	100.0	0	0
Waterford/Kilkenny	0	0.00	0	N/A	0	0	2	0.01	2	100.0	1	1
Wexford/Wicklow	4	0.02	3	75.0	3	3	1	0.01	1	100.0	0	0
<b>Southern Region</b>	<b>4</b>	<b>0.00</b>	<b>4</b>	<b>100.0</b>	<b>3</b>	<b>3</b>	<b>9</b>	<b>0.01</b>	<b>7</b>	<b>77.8</b>	<b>4</b>	<b>3</b>
Cork City	2	0.01	2	100.0	1	1	2	0.01	2	100.0	0	0
Cork North	0	0.00	0	N/A	0	0	3	0.02	2	66.7	2	1
Cork West	0	0.00	0	N/A	0	0	1	0.01	0	0.0	0	0
Kerry	0	0.00	0	N/A	0	0	0	0.00	0	N/A	0	0
Limerick	2	0.01	2	100.0	2	2	3	0.02	3	100.0	2	2
<b>Western Region</b>	<b>4</b>	<b>0.01</b>	<b>3</b>	<b>75.0</b>	<b>1</b>	<b>0</b>	<b>3</b>	<b>0.01</b>	<b>3</b>	<b>100.0</b>	<b>2</b>	<b>2</b>
Clare	1	0.01	1	100.0	1	0	2	0.02	2	100.0	1	1
Galway West	3	0.02	2	66.7	0	0	0	0.00	0	N/A	0	0
Mayo	0	0.00	0	N/A	0	0	1	0.01	1	100.0	1	1
Roscommon/Galway East	0	0.00	0	N/A	0	0	0	0.00	0	N/A	0	0

**Table 3.24a Incidents recorded of *Abduction of person under 16 years of age (ICCS 0512)*, incidents per 1,000 population, detection and proceedings, 2003 and 2004**

	2003						2004					
	Recorded	Per 1,000 population	Detected	Detection Rate (%)	With any Proceedings	With relevant Proceedings	Recorded	Per 1,000 population	Detected	Detection Rate (%)	With any Proceedings	With relevant Proceedings
<b>State</b>	<b>45</b>	<b>0.01</b>	<b>11</b>	<b>24.4</b>	<b>3</b>	<b>1</b>	<b>30</b>	<b>0.01</b>	<b>6</b>	<b>20.0</b>	<b>3</b>	<b>3</b>
<b>Eastern Region</b>	<b>9</b>	<b>0.01</b>	<b>2</b>	<b>22.2</b>	<b>1</b>	<b>1</b>	<b>8</b>	<b>0.01</b>	<b>3</b>	<b>37.5</b>	<b>2</b>	<b>2</b>
Carlow/Kildare	4	0.02	2	50.0	1	1	0	0.00	0	N/A	0	0
Laois/Offaly	1	0.01	0	0.0	0	0	2	0.02	2	100.0	1	1
Longford/Westmeath	0	0.00	0	N/A	0	0	4	0.03	1	25.0	1	1
Louth/Meath	4	0.01	0	0.0	0	0	2	0.01	0	0.0	0	0
<b>Dublin Metropolitan Region</b>	<b>15</b>	<b>0.01</b>	<b>4</b>	<b>26.7</b>	<b>1</b>	<b>0</b>	<b>13</b>	<b>0.01</b>	<b>0</b>	<b>0.0</b>	<b>0</b>	<b>0</b>
Eastern DMR	2	0.02	0	0.0	0	0	0	0.00	0	N/A	0	0
North Central DMR	3	0.01	1	33.3	1	0	3	0.01	0	0.0	0	0
Northern DMR	2	0.01	2	100.0	0	0	1	0.00	0	0.0	0	0
South Central DMR	2	0.01	0	0.0	0	0	1	0.00	0	0.0	0	0
Southern DMR	2	0.03	0	0.0	0	0	3	0.04	0	0.0	0	0
Western DMR	4	0.02	1	25.0	0	0	5	0.02	0	0.0	0	0
<b>Northern Region</b>	<b>4</b>	<b>0.01</b>	<b>0</b>	<b>0.0</b>	<b>0</b>	<b>0</b>	<b>1</b>	<b>0.00</b>	<b>0</b>	<b>0.0</b>	<b>0</b>	<b>0</b>
Cavan/Monaghan	1	0.01	0	0.0	0	0	1	0.01	0	0.0	0	0
Donegal	2	0.01	0	0.0	0	0	0	0.00	0	N/A	0	0
Sligo/Leitrim	1	0.01	0	0.0	0	0	0	0.00	0	N/A	0	0
<b>South Eastern Region</b>	<b>7</b>	<b>0.01</b>	<b>4</b>	<b>57.1</b>	<b>1</b>	<b>0</b>	<b>1</b>	<b>0.00</b>	<b>0</b>	<b>0.0</b>	<b>0</b>	<b>0</b>
Tipperary	2	0.01	2	100.0	1	0	0	0.00	0	N/A	0	0
Waterford/Kilkenny	2	0.01	1	50.0	0	0	0	0.00	0	N/A	0	0
Wexford/Wicklow	3	0.02	1	33.3	0	0	1	0.01	0	0.0	0	0
<b>Southern Region</b>	<b>9</b>	<b>0.01</b>	<b>1</b>	<b>11.1</b>	<b>0</b>	<b>0</b>	<b>6</b>	<b>0.01</b>	<b>3</b>	<b>50.0</b>	<b>1</b>	<b>1</b>
Cork City	2	0.01	1	50.0	0	0	0	0.00	0	N/A	0	0
Cork North	3	0.02	0	0.0	0	0	0	0.00	0	N/A	0	0
Cork West	0	0.00	0	N/A	0	0	0	0.00	0	N/A	0	0
Kerry	0	0.00	0	N/A	0	0	0	0.00	0	N/A	0	0
Limerick	4	0.02	0	0.0	0	0	6	0.03	3	50.0	1	1
<b>Western Region</b>	<b>1</b>	<b>0.00</b>	<b>0</b>	<b>0.0</b>	<b>0</b>	<b>0</b>	<b>1</b>	<b>0.00</b>	<b>0</b>	<b>0.0</b>	<b>0</b>	<b>0</b>
Clare	0	0.00	0	N/A	0	0	1	0.01	0	0.0	0	0
Galway West	0	0.00	0	N/A	0	0	0	0.00	0	N/A	0	0
Mayo	0	0.00	0	N/A	0	0	0	0.00	0	N/A	0	0
Roscommon/Galway East	1	0.01	0	0.0	0	0	0	0.00	0	N/A	0	0

**Table 3.24b Incidents recorded of *Abduction of person under 16 years of age (ICCS 0512)*, incidents per 1,000 population, detection and proceedings, 2005 and 2006**

	2005						2006					
	Recorded	Per 1,000 population	Detected	Detection Rate (%)	With any Proceedings	With relevant Proceedings	Recorded	Per 1,000 population	Detected	Detection Rate (%)	With any Proceedings	With relevant Proceedings
<b>State</b>	<b>23</b>	<b>0.01</b>	<b>8</b>	<b>34.8</b>	<b>4</b>	<b>2</b>	<b>25</b>	<b>0.01</b>	<b>9</b>	<b>36.0</b>	<b>6</b>	<b>4</b>
<b>Eastern Region</b>	<b>3</b>	<b>0.00</b>	<b>0</b>	<b>0.0</b>	<b>0</b>	<b>0</b>	<b>6</b>	<b>0.01</b>	<b>1</b>	<b>16.7</b>	<b>1</b>	<b>0</b>
Carlow/Kildare	1	0.00	0	0.0	0	0	3	0.01	1	33.3	1	0
Laois/Offaly	0	0.00	0	N/A	0	0	0	0.00	0	N/A	0	0
Longford/Westmeath	2	0.02	0	0.0	0	0	2	0.02	0	0.0	0	0
Louth/Meath	0	0.00	0	N/A	0	0	1	0.00	0	0.0	0	0
<b>Dublin Metropolitan Region</b>	<b>14</b>	<b>0.01</b>	<b>6</b>	<b>42.9</b>	<b>4</b>	<b>2</b>	<b>10</b>	<b>0.01</b>	<b>6</b>	<b>60.0</b>	<b>3</b>	<b>2</b>
Eastern DMR	1	0.01	0	0.0	0	0	1	0.01	1	100.0	1	0
North Central DMR	0	0.00	0	N/A	0	0	2	0.01	1	50.0	1	1
Northern DMR	5	0.02	4	80.0	3	2	0	0.00	0	N/A	0	0
South Central DMR	2	0.01	0	0.0	0	0	1	0.00	0	0.0	0	0
Southern DMR	2	0.03	1	50.0	1	0	4	0.05	4	100.0	1	1
Western DMR	4	0.02	1	25.0	0	0	2	0.01	0	0.0	0	0
<b>Northern Region</b>	<b>2</b>	<b>0.01</b>	<b>1</b>	<b>50.0</b>	<b>0</b>	<b>0</b>	<b>1</b>	<b>0.00</b>	<b>0</b>	<b>0.0</b>	<b>0</b>	<b>0</b>
Cavan/Monaghan	1	0.01	1	100.0	0	0	0	0.00	0	N/A	0	0
Donegal	1	0.01	0	0.0	0	0	0	0.00	0	N/A	0	0
Sligo/Leitrim	0	0.00	0	N/A	0	0	1	0.01	0	0.0	0	0
<b>South Eastern Region</b>	<b>1</b>	<b>0.00</b>	<b>0</b>	<b>0.0</b>	<b>0</b>	<b>0</b>	<b>1</b>	<b>0.00</b>	<b>0</b>	<b>0.0</b>	<b>0</b>	<b>0</b>
Tipperary	1	0.01	0	0.0	0	0	0	0.00	0	N/A	0	0
Waterford/Kilkenny	0	0.00	0	N/A	0	0	1	0.01	0	0.0	0	0
Wexford/Wicklow	0	0.00	0	N/A	0	0	0	0.00	0	N/A	0	0
<b>Southern Region</b>	<b>3</b>	<b>0.00</b>	<b>1</b>	<b>33.3</b>	<b>0</b>	<b>0</b>	<b>4</b>	<b>0.00</b>	<b>2</b>	<b>50.0</b>	<b>2</b>	<b>2</b>
Cork City	1	0.00	1	100.0	0	0	0	0.00	0	N/A	0	0
Cork North	0	0.00	0	N/A	0	0	1	0.01	1	100.0	1	1
Cork West	0	0.00	0	N/A	0	0	1	0.01	0	0.0	0	0
Kerry	0	0.00	0	N/A	0	0	0	0.00	0	N/A	0	0
Limerick	2	0.01	0	0.0	0	0	2	0.01	1	50.0	1	1
<b>Western Region</b>	<b>0</b>	<b>0.00</b>	<b>0</b>	<b>N/A</b>	<b>0</b>	<b>0</b>	<b>3</b>	<b>0.01</b>	<b>0</b>	<b>0.0</b>	<b>0</b>	<b>0</b>
Clare	0	0.00	0	N/A	0	0	1	0.01	0	0.0	0	0
Galway West	0	0.00	0	N/A	0	0	1	0.01	0	0.0	0	0
Mayo	0	0.00	0	N/A	0	0	0	0.00	0	N/A	0	0
Roscommon/Galway East	0	0.00	0	N/A	0	0	1	0.01	0	0.0	0	0

**Table 3.25a Incidents recorded of *Robbery of an establishment or institution* (ICCS 0611), incidents per 1,000 population, detection and proceedings, 2003 and 2004**

	2003						2004					
	Recorded	Per 1,000 population	Detected	Detection Rate (%)	With any Proceedings	With relevant Proceedings	Recorded	Per 1,000 population	Detected	Detection Rate (%)	With any Proceedings	With relevant Proceedings
<b>State</b>	<b>1,031</b>	<b>0.26</b>	<b>362</b>	<b>35.1</b>	<b>286</b>	<b>284</b>	<b>1,076</b>	<b>0.27</b>	<b>449</b>	<b>41.7</b>	<b>370</b>	<b>363</b>
<b>Eastern Region</b>	<b>135</b>	<b>0.18</b>	<b>37</b>	<b>27.4</b>	<b>33</b>	<b>33</b>	<b>143</b>	<b>0.19</b>	<b>51</b>	<b>35.7</b>	<b>42</b>	<b>41</b>
Carlow/Kildare	52	0.25	13	25.0	13	13	53	0.25	20	37.7	19	19
Laois/Offaly	11	0.09	4	36.4	2	2	14	0.11	6	42.9	5	5
Longford/Westmeath	19	0.17	6	31.6	6	6	15	0.13	6	40.0	4	4
Louth/Meath	53	0.19	14	26.4	12	12	61	0.21	19	31.1	14	13
<b>Dublin Metropolitan Region</b>	<b>711</b>	<b>0.61</b>	<b>241</b>	<b>33.9</b>	<b>191</b>	<b>190</b>	<b>750</b>	<b>0.64</b>	<b>309</b>	<b>41.2</b>	<b>249</b>	<b>243</b>
Eastern DMR	87	0.83	27	31.0	23	23	115	1.07	60	52.2	54	53
North Central DMR	79	0.33	34	43.0	29	29	78	0.32	36	46.2	32	31
Northern DMR	143	0.56	49	34.3	36	36	173	0.68	76	43.9	64	61
South Central DMR	126	0.49	49	38.9	34	34	108	0.41	52	48.1	48	47
Southern DMR	107	1.44	36	33.6	32	32	149	1.98	57	38.3	33	33
Western DMR	169	0.75	46	27.2	37	36	127	0.56	28	22.0	18	18
<b>Northern Region</b>	<b>15</b>	<b>0.04</b>	<b>5</b>	<b>33.3</b>	<b>4</b>	<b>4</b>	<b>10</b>	<b>0.03</b>	<b>2</b>	<b>20.0</b>	<b>2</b>	<b>2</b>
Cavan/Monaghan	2	0.02	1	50.0	1	1	1	0.01	1	100.0	1	1
Donegal	9	0.06	2	22.2	2	2	5	0.04	1	20.0	1	1
Sligo/Leitrim	4	0.05	2	50.0	1	1	4	0.05	0	0.0	0	0
<b>South Eastern Region</b>	<b>44</b>	<b>0.09</b>	<b>20</b>	<b>45.5</b>	<b>12</b>	<b>11</b>	<b>36</b>	<b>0.07</b>	<b>21</b>	<b>58.3</b>	<b>17</b>	<b>17</b>
Tipperary	13	0.09	6	46.2	3	3	10	0.07	4	40.0	3	3
Waterford/Kilkenny	17	0.10	6	35.3	5	5	5	0.03	5	100.0	5	5
Wexford/Wicklow	14	0.08	8	57.1	4	3	21	0.12	12	57.1	9	9
<b>Southern Region</b>	<b>106</b>	<b>0.14</b>	<b>52</b>	<b>49.1</b>	<b>42</b>	<b>42</b>	<b>109</b>	<b>0.14</b>	<b>57</b>	<b>52.3</b>	<b>52</b>	<b>52</b>
Cork City	51	0.24	38	74.5	32	32	50	0.24	32	64.0	29	29
Cork North	3	0.02	0	0.0	0	0	3	0.02	1	33.3	1	1
Cork West	1	0.01	0	0.0	0	0	0	0.00	0	N/A	0	0
Kerry	4	0.03	1	25.0	0	0	2	0.02	0	0.0	0	0
Limerick	47	0.26	13	27.7	10	10	54	0.29	24	44.4	22	22
<b>Western Region</b>	<b>20</b>	<b>0.04</b>	<b>7</b>	<b>35.0</b>	<b>4</b>	<b>4</b>	<b>28</b>	<b>0.06</b>	<b>9</b>	<b>32.1</b>	<b>8</b>	<b>8</b>
Clare	5	0.05	2	40.0	0	0	6	0.06	1	16.7	1	1
Galway West	12	0.07	4	33.3	3	3	15	0.09	3	20.0	3	3
Mayo	1	0.01	0	0.0	0	0	6	0.05	4	66.7	3	3
Roscommon/Galway East	2	0.02	1	50.0	1	1	1	0.01	1	100.0	1	1

**Table 3.25b Incidents recorded of *Robbery of an establishment or institution (ICCS 0611)*, incidents per 1,000 population, detection and proceedings, 2005 and 2006**

	2005						2006					
	Recorded	Per 1,000 population	Detected	Detection Rate (%)	With any Proceedings	With relevant Proceedings	Recorded	Per 1,000 population	Detected	Detection Rate (%)	With any Proceedings	With relevant Proceedings
<b>State</b>	<b>1,152</b>	<b>0.28</b>	<b>502</b>	<b>43.6</b>	<b>405</b>	<b>402</b>	<b>1,105</b>	<b>0.26</b>	<b>562</b>	<b>50.9</b>	<b>415</b>	<b>412</b>
<b>Eastern Region</b>	<b>179</b>	<b>0.23</b>	<b>52</b>	<b>29.1</b>	<b>37</b>	<b>37</b>	<b>205</b>	<b>0.25</b>	<b>95</b>	<b>46.3</b>	<b>59</b>	<b>58</b>
Carlow/Kildare	73	0.33	22	30.1	14	14	65	0.28	26	40.0	20	20
Laois/Offaly	17	0.13	5	29.4	4	4	16	0.12	10	62.5	6	6
Longford/Westmeath	27	0.23	7	25.9	5	5	26	0.21	13	50.0	7	7
Louth/Meath	62	0.20	18	29.0	14	14	98	0.30	46	46.9	26	25
<b>Dublin Metropolitan Region</b>	<b>786</b>	<b>0.66</b>	<b>363</b>	<b>46.2</b>	<b>293</b>	<b>290</b>	<b>699</b>	<b>0.58</b>	<b>361</b>	<b>51.6</b>	<b>272</b>	<b>270</b>
Eastern DMR	100	0.90	56	56.0	42	42	68	0.58	46	67.6	36	36
North Central DMR	142	0.60	50	35.2	42	41	82	0.35	40	48.8	27	27
Northern DMR	103	0.40	49	47.6	31	31	110	0.42	58	52.7	43	43
South Central DMR	139	0.51	72	51.8	64	63	109	0.38	64	58.7	55	53
Southern DMR	139	1.81	80	57.6	68	67	111	1.40	67	60.4	48	48
Western DMR	163	0.72	56	34.4	46	46	219	0.95	86	39.3	63	63
<b>Northern Region</b>	<b>14</b>	<b>0.04</b>	<b>6</b>	<b>42.9</b>	<b>5</b>	<b>5</b>	<b>15</b>	<b>0.04</b>	<b>5</b>	<b>33.3</b>	<b>3</b>	<b>3</b>
Cavan/Monaghan	4	0.03	3	75.0	2	2	3	0.02	1	33.3	1	1
Donegal	6	0.04	2	33.3	2	2	7	0.05	2	28.6	1	1
Sligo/Leitrim	4	0.05	1	25.0	1	1	5	0.06	2	40.0	1	1
<b>South Eastern Region</b>	<b>50</b>	<b>0.10</b>	<b>27</b>	<b>54.0</b>	<b>24</b>	<b>24</b>	<b>64</b>	<b>0.12</b>	<b>42</b>	<b>65.6</b>	<b>33</b>	<b>33</b>
Tipperary	10	0.07	3	30.0	3	3	13	0.09	4	30.8	3	3
Waterford/Kilkenny	27	0.15	22	81.5	19	19	39	0.21	30	76.9	26	26
Wexford/Wicklow	13	0.07	2	15.4	2	2	12	0.06	8	66.7	4	4
<b>Southern Region</b>	<b>84</b>	<b>0.10</b>	<b>39</b>	<b>46.4</b>	<b>34</b>	<b>34</b>	<b>87</b>	<b>0.11</b>	<b>47</b>	<b>54.0</b>	<b>39</b>	<b>39</b>
Cork City	34	0.16	20	58.8	18	18	38	0.18	19	50.0	16	16
Cork North	8	0.06	2	25.0	2	2	5	0.04	3	60.0	2	2
Cork West	5	0.04	5	100.0	4	4	2	0.02	2	100.0	2	2
Kerry	5	0.04	1	20.0	1	1	3	0.02	2	66.7	2	2
Limerick	32	0.17	11	34.4	9	9	39	0.21	21	53.8	17	17
<b>Western Region</b>	<b>39</b>	<b>0.08</b>	<b>15</b>	<b>38.5</b>	<b>12</b>	<b>12</b>	<b>35</b>	<b>0.07</b>	<b>12</b>	<b>34.3</b>	<b>9</b>	<b>9</b>
Clare	5	0.05	2	40.0	1	1	1	0.01	1	100.0	0	0
Galway West	27	0.15	7	25.9	6	6	30	0.17	9	30.0	7	7
Mayo	3	0.02	3	100.0	2	2	3	0.02	2	66.7	2	2
Roscommon/Galway East	4	0.04	3	75.0	3	3	1	0.01	0	0.0	0	0

**Table 3.26a Incidents recorded of *Robbery of cash or goods in transit* (ICCS 0612), incidents per 1,000 population, detection and proceedings, 2003 and 2004**

	2003						2004					
	Recorded	Per 1,000 population	Detected	Detection Rate (%)	With any Proceedings	With relevant Proceedings	Recorded	Per 1,000 population	Detected	Detection Rate (%)	With any Proceedings	With relevant Proceedings
<b>State</b>	<b>53</b>	<b>0.01</b>	<b>10</b>	<b>18.9</b>	<b>7</b>	<b>7</b>	<b>61</b>	<b>0.02</b>	<b>13</b>	<b>21.3</b>	<b>11</b>	<b>11</b>
<b>Eastern Region</b>	<b>10</b>	<b>0.01</b>	<b>2</b>	<b>20.0</b>	<b>1</b>	<b>1</b>	<b>10</b>	<b>0.01</b>	<b>2</b>	<b>20.0</b>	<b>2</b>	<b>2</b>
Carlow/Kildare	3	0.01	1	33.3	0	0	2	0.01	1	50.0	1	1
Laois/Offaly	0	0.00	0	N/A	0	0	0	0.00	0	N/A	0	0
Longford/Westmeath	2	0.02	1	50.0	1	1	2	0.02	0	0.0	0	0
Louth/Meath	5	0.02	0	0.0	0	0	6	0.02	1	16.7	1	1
<b>Dublin Metropolitan Region</b>	<b>38</b>	<b>0.03</b>	<b>7</b>	<b>18.4</b>	<b>5</b>	<b>5</b>	<b>47</b>	<b>0.04</b>	<b>10</b>	<b>21.3</b>	<b>8</b>	<b>8</b>
Eastern DMR	5	0.05	2	40.0	2	2	2	0.02	0	0.0	0	0
North Central DMR	4	0.02	0	0.0	0	0	4	0.02	0	0.0	0	0
Northern DMR	10	0.04	1	10.0	1	1	12	0.05	6	50.0	4	4
South Central DMR	4	0.02	1	25.0	0	0	2	0.01	0	0.0	0	0
Southern DMR	1	0.01	0	0.0	0	0	6	0.08	1	16.7	1	1
Western DMR	14	0.06	3	21.4	2	2	21	0.09	3	14.3	3	3
<b>Northern Region</b>	<b>0</b>	<b>0.00</b>	<b>0</b>	<b>N/A</b>	<b>0</b>	<b>0</b>	<b>1</b>	<b>0.00</b>	<b>0</b>	<b>0.0</b>	<b>0</b>	<b>0</b>
Cavan/Monaghan	0	0.00	0	N/A	0	0	1	0.01	0	0.0	0	0
Donegal	0	0.00	0	N/A	0	0	0	0.00	0	N/A	0	0
Sligo/Leitrim	0	0.00	0	N/A	0	0	0	0.00	0	N/A	0	0
<b>South Eastern Region</b>	<b>1</b>	<b>0.00</b>	<b>0</b>	<b>0.0</b>	<b>0</b>	<b>0</b>	<b>1</b>	<b>0.00</b>	<b>0</b>	<b>0.0</b>	<b>0</b>	<b>0</b>
Tipperary	1	0.01	0	0.0	0	0	0	0.00	0	N/A	0	0
Waterford/Kilkenny	0	0.00	0	N/A	0	0	1	0.01	0	0.0	0	0
Wexford/Wicklow	0	0.00	0	N/A	0	0	0	0.00	0	N/A	0	0
<b>Southern Region</b>	<b>4</b>	<b>0.01</b>	<b>1</b>	<b>25.0</b>	<b>1</b>	<b>1</b>	<b>1</b>	<b>0.00</b>	<b>1</b>	<b>100.0</b>	<b>1</b>	<b>1</b>
Cork City	2	0.01	0	0.0	0	0	0	0.00	0	N/A	0	0
Cork North	0	0.00	0	N/A	0	0	0	0.00	0	N/A	0	0
Cork West	0	0.00	0	N/A	0	0	0	0.00	0	N/A	0	0
Kerry	0	0.00	0	N/A	0	0	0	0.00	0	N/A	0	0
Limerick	2	0.01	1	50.0	1	1	1	0.01	1	100.0	1	1
<b>Western Region</b>	<b>0</b>	<b>0.00</b>	<b>0</b>	<b>N/A</b>	<b>0</b>	<b>0</b>	<b>1</b>	<b>0.00</b>	<b>0</b>	<b>0.0</b>	<b>0</b>	<b>0</b>
Clare	0	0.00	0	N/A	0	0	0	0.00	0	N/A	0	0
Galway West	0	0.00	0	N/A	0	0	1	0.01	0	0.0	0	0
Mayo	0	0.00	0	N/A	0	0	0	0.00	0	N/A	0	0
Roscommon/Galway East	0	0.00	0	N/A	0	0	0	0.00	0	N/A	0	0

**Table 3.26b Incidents recorded of *Robbery of cash or goods in transit (ICCS 0612)*, incidents per 1,000 population, detection and proceedings, 2005 and 2006**

	2005						2006					
	Recorded	Per 1,000 population	Detected	Detection Rate (%)	With any Proceedings	With relevant Proceedings	Recorded	Per 1,000 population	Detected	Detection Rate (%)	With any Proceedings	With relevant Proceedings
<b>State</b>	<b>44</b>	<b>0.01</b>	<b>11</b>	<b>25.0</b>	<b>8</b>	<b>7</b>	<b>31</b>	<b>0.01</b>	<b>8</b>	<b>25.8</b>	<b>3</b>	<b>3</b>
<b>Eastern Region</b>	<b>5</b>	<b>0.01</b>	<b>1</b>	<b>20.0</b>	<b>1</b>	<b>1</b>	<b>4</b>	<b>0.00</b>	<b>0</b>	<b>0.0</b>	<b>0</b>	<b>0</b>
Carlow/Kildare	1	0.00	1	100.0	1	1	1	0.00	0	0.0	0	0
Laois/Offaly	0	0.00	0	N/A	0	0	0	0.00	0	N/A	0	0
Longford/Westmeath	1	0.01	0	0.0	0	0	0	0.00	0	N/A	0	0
Louth/Meath	3	0.01	0	0.0	0	0	3	0.01	0	0.0	0	0
<b>Dublin Metropolitan Region</b>	<b>33</b>	<b>0.03</b>	<b>8</b>	<b>24.2</b>	<b>5</b>	<b>4</b>	<b>16</b>	<b>0.01</b>	<b>4</b>	<b>25.0</b>	<b>1</b>	<b>1</b>
Eastern DMR	2	0.02	1	50.0	1	1	0	0.00	0	N/A	0	0
North Central DMR	4	0.02	2	50.0	1	1	1	0.00	0	0.0	0	0
Northern DMR	12	0.05	3	25.0	1	0	5	0.02	2	40.0	1	1
South Central DMR	3	0.01	0	0.0	0	0	4	0.01	0	0.0	0	0
Southern DMR	2	0.03	0	0.0	0	0	3	0.04	1	33.3	0	0
Western DMR	10	0.04	2	20.0	2	2	3	0.01	1	33.3	0	0
<b>Northern Region</b>	<b>2</b>	<b>0.01</b>	<b>1</b>	<b>50.0</b>	<b>1</b>	<b>1</b>	<b>2</b>	<b>0.01</b>	<b>0</b>	<b>0.0</b>	<b>0</b>	<b>0</b>
Cavan/Monaghan	0	0.00	0	N/A	0	0	0	0.00	0	N/A	0	0
Donegal	1	0.01	1	100.0	1	1	2	0.01	0	0.0	0	0
Sligo/Leitrim	1	0.01	0	0.0	0	0	0	0.00	0	N/A	0	0
<b>South Eastern Region</b>	<b>2</b>	<b>0.00</b>	<b>1</b>	<b>50.0</b>	<b>1</b>	<b>1</b>	<b>0</b>	<b>0.00</b>	<b>0</b>	<b>N/A</b>	<b>0</b>	<b>0</b>
Tipperary	1	0.01	0	0.0	0	0	0	0.00	0	N/A	0	0
Waterford/Kilkenny	0	0.00	0	N/A	0	0	0	0.00	0	N/A	0	0
Wexford/Wicklow	1	0.01	1	100.0	1	1	0	0.00	0	N/A	0	0
<b>Southern Region</b>	<b>1</b>	<b>0.00</b>	<b>0</b>	<b>0.0</b>	<b>0</b>	<b>0</b>	<b>3</b>	<b>0.00</b>	<b>0</b>	<b>0.0</b>	<b>0</b>	<b>0</b>
Cork City	1	0.00	0	0.0	0	0	1	0.00	0	0.0	0	0
Cork North	0	0.00	0	N/A	0	0	1	0.01	0	0.0	0	0
Cork West	0	0.00	0	N/A	0	0	0	0.00	0	N/A	0	0
Kerry	0	0.00	0	N/A	0	0	0	0.00	0	N/A	0	0
Limerick	0	0.00	0	N/A	0	0	1	0.01	0	0.0	0	0
<b>Western Region</b>	<b>1</b>	<b>0.00</b>	<b>0</b>	<b>0.0</b>	<b>0</b>	<b>0</b>	<b>6</b>	<b>0.01</b>	<b>4</b>	<b>66.7</b>	<b>2</b>	<b>2</b>
Clare	1	0.01	0	0.0	0	0	0	0.00	0	N/A	0	0
Galway West	0	0.00	0	N/A	0	0	4	0.02	2	50.0	1	1
Mayo	0	0.00	0	N/A	0	0	1	0.01	1	100.0	0	0
Roscommon/Galway East	0	0.00	0	N/A	0	0	1	0.01	1	100.0	1	1

Table 3.27a Incidents recorded of *Robbery from the person (ICCS 0613)*, incidents per 1,000 population, detection and proceedings, 2003 and 2004

	2003						2004					
	Recorded	Per 1,000 population	Detected	Detection Rate (%)	With any Proceedings	With relevant Proceedings	Recorded	Per 1,000 population	Detected	Detection Rate (%)	With any Proceedings	With relevant Proceedings
<b>State</b>	<b>1,719</b>	<b>0.43</b>	<b>579</b>	<b>33.7</b>	<b>425</b>	<b>421</b>	<b>1,478</b>	<b>0.37</b>	<b>502</b>	<b>34.0</b>	<b>352</b>	<b>346</b>
<b>Eastern Region</b>	<b>105</b>	<b>0.14</b>	<b>31</b>	<b>29.5</b>	<b>26</b>	<b>26</b>	<b>100</b>	<b>0.13</b>	<b>41</b>	<b>41.0</b>	<b>29</b>	<b>29</b>
Carlow/Kildare	20	0.10	2	10.0	2	2	20	0.09	8	40.0	6	6
Laois/Offaly	9	0.07	6	66.7	4	4	6	0.05	4	66.7	2	2
Longford/Westmeath	20	0.18	11	55.0	9	9	21	0.18	7	33.3	5	5
Louth/Meath	56	0.20	12	21.4	11	11	53	0.18	22	41.5	16	16
<b>Dublin Metropolitan Region</b>	<b>1,258</b>	<b>1.09</b>	<b>378</b>	<b>30.0</b>	<b>278</b>	<b>275</b>	<b>1,054</b>	<b>0.90</b>	<b>304</b>	<b>28.8</b>	<b>219</b>	<b>215</b>
Eastern DMR	113	1.08	44	38.9	28	28	80	0.74	24	30.0	17	17
North Central DMR	250	1.03	85	34.0	64	62	216	0.90	74	34.3	58	57
Northern DMR	108	0.43	42	38.9	35	35	123	0.48	52	42.3	38	38
South Central DMR	389	1.50	116	29.8	79	78	294	1.11	96	32.7	69	69
Southern DMR	195	2.63	48	24.6	40	40	132	1.75	28	21.2	18	17
Western DMR	203	0.90	43	21.2	32	32	209	0.92	30	14.4	19	17
<b>Northern Region</b>	<b>22</b>	<b>0.07</b>	<b>12</b>	<b>54.5</b>	<b>10</b>	<b>10</b>	<b>31</b>	<b>0.09</b>	<b>16</b>	<b>51.6</b>	<b>6</b>	<b>6</b>
Cavan/Monaghan	7	0.06	5	71.4	5	5	10	0.08	5	50.0	3	3
Donegal	8	0.06	3	37.5	2	2	5	0.04	1	20.0	0	0
Sligo/Leitrim	7	0.09	4	57.1	3	3	16	0.20	10	62.5	3	3
<b>South Eastern Region</b>	<b>76</b>	<b>0.15</b>	<b>45</b>	<b>59.2</b>	<b>27</b>	<b>27</b>	<b>57</b>	<b>0.11</b>	<b>28</b>	<b>49.1</b>	<b>18</b>	<b>17</b>
Tipperary	11	0.08	7	63.6	3	3	5	0.03	4	80.0	4	4
Waterford/Kilkenny	48	0.27	30	62.5	19	19	33	0.19	17	51.5	9	9
Wexford/Wicklow	17	0.10	8	47.1	5	5	19	0.11	7	36.8	5	4
<b>Southern Region</b>	<b>199</b>	<b>0.26</b>	<b>90</b>	<b>45.2</b>	<b>65</b>	<b>64</b>	<b>184</b>	<b>0.23</b>	<b>90</b>	<b>48.9</b>	<b>66</b>	<b>66</b>
Cork City	118	0.56	58	49.2	50	49	108	0.51	60	55.6	45	45
Cork North	10	0.08	3	30.0	1	1	8	0.06	1	12.5	0	0
Cork West	4	0.03	2	50.0	2	2	3	0.02	3	100.0	2	2
Kerry	18	0.14	14	77.8	5	5	13	0.10	8	61.5	5	5
Limerick	49	0.27	13	26.5	7	7	52	0.28	18	34.6	14	14
<b>Western Region</b>	<b>59</b>	<b>0.12</b>	<b>23</b>	<b>39.0</b>	<b>19</b>	<b>19</b>	<b>52</b>	<b>0.11</b>	<b>23</b>	<b>44.2</b>	<b>14</b>	<b>13</b>
Clare	11	0.11	4	36.4	3	3	11	0.11	8	72.7	4	4
Galway West	41	0.25	17	41.5	15	15	33	0.19	10	30.3	5	4
Mayo	4	0.03	1	25.0	1	1	7	0.06	4	57.1	4	4
Roscommon/Galway East	3	0.03	1	33.3	0	0	1	0.01	1	100.0	1	1



Table 3.27b Incidents recorded of *Robbery from the person (ICCS 0613)*, incidents per 1,000 population, detection and proceedings, 2005 and 2006

	2005						2006					
	Recorded	Per 1,000 population	Detected	Detection Rate (%)	With any Proceedings	With relevant Proceedings	Recorded	Per 1,000 population	Detected	Detection Rate (%)	With any Proceedings	With relevant Proceedings
<b>State</b>	<b>1,138</b>	<b>0.28</b>	<b>431</b>	<b>37.9</b>	<b>317</b>	<b>308</b>	<b>1,250</b>	<b>0.29</b>	<b>555</b>	<b>44.4</b>	<b>321</b>	<b>315</b>
<b>Eastern Region</b>	<b>83</b>	<b>0.11</b>	<b>28</b>	<b>33.7</b>	<b>20</b>	<b>20</b>	<b>94</b>	<b>0.12</b>	<b>44</b>	<b>46.8</b>	<b>23</b>	<b>23</b>
Carlow/Kildare	23	0.10	9	39.1	7	7	30	0.13	11	36.7	3	3
Laois/Offaly	9	0.07	4	44.4	4	4	5	0.04	5	100.0	3	3
Longford/Westmeath	15	0.13	6	40.0	5	5	20	0.16	9	45.0	5	5
Louth/Meath	36	0.12	9	25.0	4	4	39	0.12	19	48.7	12	12
<b>Dublin Metropolitan Region</b>	<b>776</b>	<b>0.66</b>	<b>267</b>	<b>34.4</b>	<b>206</b>	<b>199</b>	<b>854</b>	<b>0.71</b>	<b>348</b>	<b>40.7</b>	<b>217</b>	<b>211</b>
Eastern DMR	69	0.62	30	43.5	21	21	52	0.45	26	50.0	9	9
North Central DMR	192	0.81	77	40.1	61	60	207	0.88	84	40.6	61	59
Northern DMR	89	0.35	30	33.7	22	22	123	0.47	48	39.0	30	27
South Central DMR	169	0.62	66	39.1	56	53	221	0.77	108	48.9	76	75
Southern DMR	98	1.28	29	29.6	22	21	83	1.05	26	31.3	16	16
Western DMR	159	0.70	35	22.0	24	22	168	0.73	56	33.3	25	25
<b>Northern Region</b>	<b>17</b>	<b>0.05</b>	<b>6</b>	<b>35.3</b>	<b>5</b>	<b>5</b>	<b>22</b>	<b>0.06</b>	<b>7</b>	<b>31.8</b>	<b>5</b>	<b>5</b>
Cavan/Monaghan	4	0.03	2	50.0	2	2	5	0.04	5	100.0	5	5
Donegal	5	0.03	1	20.0	0	0	9	0.06	0	0.0	0	0
Sligo/Leitrim	8	0.10	3	37.5	3	3	8	0.10	2	25.0	0	0
<b>South Eastern Region</b>	<b>48</b>	<b>0.09</b>	<b>25</b>	<b>52.1</b>	<b>16</b>	<b>15</b>	<b>53</b>	<b>0.10</b>	<b>30</b>	<b>56.6</b>	<b>15</b>	<b>15</b>
Tipperary	7	0.05	5	71.4	3	3	3	0.02	1	33.3	0	0
Waterford/Kilkenny	21	0.12	10	47.6	5	4	34	0.18	20	58.8	11	11
Wexford/Wicklow	20	0.11	10	50.0	8	8	16	0.09	9	56.3	4	4
<b>Southern Region</b>	<b>173</b>	<b>0.22</b>	<b>92</b>	<b>53.2</b>	<b>59</b>	<b>58</b>	<b>168</b>	<b>0.21</b>	<b>97</b>	<b>57.7</b>	<b>51</b>	<b>51</b>
Cork City	97	0.45	61	62.9	37	36	86	0.40	54	62.8	30	30
Cork North	7	0.05	5	71.4	5	5	5	0.04	2	40.0	2	2
Cork West	3	0.02	2	66.7	1	1	3	0.02	1	33.3	1	1
Kerry	15	0.11	8	53.3	5	5	13	0.10	10	76.9	4	4
Limerick	51	0.27	16	31.4	11	11	61	0.32	30	49.2	14	14
<b>Western Region</b>	<b>41</b>	<b>0.08</b>	<b>13</b>	<b>31.7</b>	<b>11</b>	<b>11</b>	<b>59</b>	<b>0.11</b>	<b>29</b>	<b>49.2</b>	<b>10</b>	<b>10</b>
Clare	6	0.06	5	83.3	4	4	9	0.08	4	44.4	1	1
Galway West	28	0.16	8	28.6	7	7	41	0.23	21	51.2	6	6
Mayo	4	0.03	0	0.0	0	0	3	0.02	2	66.7	1	1
Roscommon/Galway East	3	0.03	0	0.0	0	0	6	0.06	2	33.3	2	2

Table 3.28a Incidents recorded of *Blackmail or extortion* (ICCS 0621), incidents per 1,000 population, detection and proceedings, 2003 and 2004

	2003						2004					
	Recorded	Per 1,000 population	Detected	Detection Rate (%)	With any Proceedings	With relevant Proceedings	Recorded	Per 1,000 population	Detected	Detection Rate (%)	With any Proceedings	With relevant Proceedings
<b>State</b>	<b>21</b>	<b>0.01</b>	<b>14</b>	<b>66.7</b>	<b>7</b>	<b>6</b>	<b>15</b>	<b>0.00</b>	<b>7</b>	<b>46.7</b>	<b>4</b>	<b>4</b>
<b>Eastern Region</b>	<b>1</b>	<b>0.00</b>	<b>1</b>	<b>100.0</b>	<b>0</b>	<b>0</b>	<b>0</b>	<b>0.00</b>	<b>0</b>	<b>N/A</b>	<b>0</b>	<b>0</b>
Carlow/Kildare	0	0.00	0	N/A	0	0	0	0.00	0	N/A	0	0
Laois/Offaly	0	0.00	0	N/A	0	0	0	0.00	0	N/A	0	0
Longford/Westmeath	0	0.00	0	N/A	0	0	0	0.00	0	N/A	0	0
Louth/Meath	1	0.00	1	100.0	0	0	0	0.00	0	N/A	0	0
<b>Dublin Metropolitan Region</b>	<b>18</b>	<b>0.02</b>	<b>12</b>	<b>66.7</b>	<b>6</b>	<b>5</b>	<b>8</b>	<b>0.01</b>	<b>5</b>	<b>62.5</b>	<b>4</b>	<b>4</b>
Eastern DMR	9	0.09	7	77.8	2	2	1	0.01	0	0.0	0	0
North Central DMR	3	0.01	2	66.7	2	2	4	0.02	2	50.0	2	2
Northern DMR	1	0.00	0	0.0	0	0	1	0.00	1	100.0	0	0
South Central DMR	2	0.01	2	100.0	2	1	2	0.01	2	100.0	2	2
Southern DMR	1	0.01	0	0.0	0	0	0	0.00	0	N/A	0	0
Western DMR	2	0.01	1	50.0	0	0	0	0.00	0	N/A	0	0
<b>Northern Region</b>	<b>1</b>	<b>0.00</b>	<b>0</b>	<b>0.0</b>	<b>0</b>	<b>0</b>	<b>1</b>	<b>0.00</b>	<b>0</b>	<b>0.0</b>	<b>0</b>	<b>0</b>
Cavan/Monaghan	0	0.00	0	N/A	0	0	1	0.01	0	0.0	0	0
Donegal	1	0.01	0	0.0	0	0	0	0.00	0	N/A	0	0
Sligo/Leitrim	0	0.00	0	N/A	0	0	0	0.00	0	N/A	0	0
<b>South Eastern Region</b>	<b>0</b>	<b>0.00</b>	<b>0</b>	<b>N/A</b>	<b>0</b>	<b>0</b>	<b>0</b>	<b>0.00</b>	<b>0</b>	<b>N/A</b>	<b>0</b>	<b>0</b>
Tipperary	0	0.00	0	N/A	0	0	0	0.00	0	N/A	0	0
Waterford/Kilkenny	0	0.00	0	N/A	0	0	0	0.00	0	N/A	0	0
Wexford/Wicklow	0	0.00	0	N/A	0	0	0	0.00	0	N/A	0	0
<b>Southern Region</b>	<b>0</b>	<b>0.00</b>	<b>0</b>	<b>N/A</b>	<b>0</b>	<b>0</b>	<b>5</b>	<b>0.01</b>	<b>2</b>	<b>40.0</b>	<b>0</b>	<b>0</b>
Cork City	0	0.00	0	N/A	0	0	3	0.01	0	0.0	0	0
Cork North	0	0.00	0	N/A	0	0	0	0.00	0	N/A	0	0
Cork West	0	0.00	0	N/A	0	0	2	0.02	2	100.0	0	0
Kerry	0	0.00	0	N/A	0	0	0	0.00	0	N/A	0	0
Limerick	0	0.00	0	N/A	0	0	0	0.00	0	N/A	0	0
<b>Western Region</b>	<b>1</b>	<b>0.00</b>	<b>1</b>	<b>100.0</b>	<b>1</b>	<b>1</b>	<b>1</b>	<b>0.00</b>	<b>0</b>	<b>0.0</b>	<b>0</b>	<b>0</b>
Clare	0	0.00	0	N/A	0	0	0	0.00	0	N/A	0	0
Galway West	0	0.00	0	N/A	0	0	0	0.00	0	N/A	0	0
Mayo	0	0.00	0	N/A	0	0	1	0.01	0	0.0	0	0
Roscommon/Galway East	1	0.01	1	100.0	1	1	0	0.00	0	N/A	0	0

Table 3.28b Incidents recorded of *Blackmail or extortion* (ICCS 0621), incidents per 1,000 population, detection and proceedings, 2005 and 2006

	2005						2006					
	Recorded	Per 1,000 population	Detected	Detection Rate (%)	With any Proceedings	With relevant Proceedings	Recorded	Per 1,000 population	Detected	Detection Rate (%)	With any Proceedings	With relevant Proceedings
<b>State</b>	<b>18</b>	<b>0.00</b>	<b>9</b>	<b>50.0</b>	<b>5</b>	<b>5</b>	<b>11</b>	<b>0.00</b>	<b>8</b>	<b>N/A</b>	<b>6</b>	<b>5</b>
<b>Eastern Region</b>	<b>1</b>	<b>0.00</b>	<b>0</b>	<b>0.0</b>	<b>0</b>	<b>0</b>	<b>1</b>	<b>0.00</b>	<b>1</b>	<b>100.0</b>	<b>1</b>	<b>1</b>
Carlow/Kildare	0	0.00	0	N/A	0	0	0	0.00	0	N/A	0	0
Laois/Offaly	0	0.00	0	N/A	0	0	0	0.00	0	N/A	0	0
Longford/Westmeath	0	0.00	0	N/A	0	0	1	0.01	1	100.0	1	1
Louth/Meath	1	0.00	0	0.0	0	0	0	0.00	0	N/A	0	0
<b>Dublin Metropolitan Region</b>	<b>10</b>	<b>0.01</b>	<b>7</b>	<b>70.0</b>	<b>4</b>	<b>4</b>	<b>2</b>	<b>0.00</b>	<b>1</b>	<b>50.0</b>	<b>1</b>	<b>0</b>
Eastern DMR	2	0.02	1	50.0	0	0	0	0.00	0	N/A	0	0
North Central DMR	2	0.01	2	100.0	1	1	1	0.00	1	100.0	1	0
Northern DMR	1	0.00	1	100.0	1	1	0	0.00	0	N/A	0	0
South Central DMR	3	0.01	2	66.7	2	2	0	0.00	0	N/A	0	0
Southern DMR	0	0.00	0	N/A	0	0	0	0.00	0	N/A	0	0
Western DMR	2	0.01	1	50.0	0	0	1	0.00	0	0.0	0	0
<b>Northern Region</b>	<b>1</b>	<b>0.00</b>	<b>0</b>	<b>0.0</b>	<b>0</b>	<b>0</b>	<b>2</b>	<b>0.01</b>	<b>2</b>	<b>100.0</b>	<b>2</b>	<b>2</b>
Cavan/Monaghan	0	0.00	0	N/A	0	0	0	0.00	0	N/A	0	0
Donegal	1	0.01	0	0.0	0	0	0	0.00	0	N/A	0	0
Sligo/Leitrim	0	0.00	0	N/A	0	0	2	0.02	2	100.0	2	2
<b>South Eastern Region</b>	<b>2</b>	<b>0.00</b>	<b>0</b>	<b>0.0</b>	<b>0</b>	<b>0</b>	<b>0</b>	<b>0.00</b>	<b>0</b>	<b>N/A</b>	<b>0</b>	<b>0</b>
Tipperary	0	0.00	0	N/A	0	0	0	0.00	0	N/A	0	0
Waterford/Kilkenny	1	0.01	0	0.0	0	0	0	0.00	0	N/A	0	0
Wexford/Wicklow	1	0.01	0	0.0	0	0	0	0.00	0	N/A	0	0
<b>Southern Region</b>	<b>3</b>	<b>0.00</b>	<b>2</b>	<b>66.7</b>	<b>1</b>	<b>1</b>	<b>3</b>	<b>0.00</b>	<b>2</b>	<b>66.7</b>	<b>1</b>	<b>1</b>
Cork City	0	0.00	0	N/A	0	0	1	0.00	0	0.0	0	0
Cork North	0	0.00	0	N/A	0	0	0	0.00	0	N/A	0	0
Cork West	0	0.00	0	N/A	0	0	0	0.00	0	N/A	0	0
Kerry	0	0.00	0	N/A	0	0	2	0.01	2	100.0	1	1
Limerick	3	0.02	2	66.7	1	1	0	0.00	0	N/A	0	0
<b>Western Region</b>	<b>1</b>	<b>0.00</b>	<b>0</b>	<b>0.0</b>	<b>0</b>	<b>0</b>	<b>3</b>	<b>0.01</b>	<b>2</b>	<b>66.7</b>	<b>1</b>	<b>1</b>
Clare	1	0.01	0	0.0	0	0	1	0.01	1	100.0	0	0
Galway West	0	0.00	0	N/A	0	0	2	0.01	1	50.0	1	1
Mayo	0	0.00	0	N/A	0	0	0	0.00	0	N/A	0	0
Roscommon/Galway East	0	0.00	0	N/A	0	0	0	0.00	0	N/A	0	0

**Table 3.29a Incidents recorded of *Carjacking, highjacking/unlawful seizure of of aircraft/vessel* (ICCS 0631), incidents per 1,000 population, detection and proceedings, 2003 and 2004**

	2003						2004					
	Recorded	Per 1,000 population	Detected	Detection Rate (%)	With any Proceedings	With relevant Proceedings	Recorded	Per 1,000 population	Detected	Detection Rate (%)	With any Proceedings	With relevant Proceedings
<b>State</b>	<b>92</b>	<b>0.02</b>	<b>31</b>	<b>33.7</b>	<b>23</b>	<b>22</b>	<b>85</b>	<b>0.02</b>	<b>27</b>	<b>31.8</b>	<b>21</b>	<b>21</b>
<b>Eastern Region</b>	<b>12</b>	<b>0.02</b>	<b>5</b>	<b>41.7</b>	<b>5</b>	<b>5</b>	<b>7</b>	<b>0.01</b>	<b>3</b>	<b>42.9</b>	<b>2</b>	<b>2</b>
Carlow/Kildare	1	0.00	1	100.0	1	1	0	0.00	0	N/A	0	0
Laois/Offaly	0	0.00	0	N/A	0	0	0	0.00	0	N/A	0	0
Longford/Westmeath	2	0.02	2	100.0	2	2	0	0.00	0	N/A	0	0
Louth/Meath	9	0.03	2	22.2	2	2	7	0.02	3	42.9	2	2
<b>Dublin Metropolitan Region</b>	<b>67</b>	<b>0.06</b>	<b>20</b>	<b>29.9</b>	<b>13</b>	<b>13</b>	<b>66</b>	<b>0.06</b>	<b>18</b>	<b>27.3</b>	<b>13</b>	<b>13</b>
Eastern DMR	2	0.02	0	0.0	0	0	2	0.02	0	0.0	0	0
North Central DMR	8	0.03	2	25.0	2	2	7	0.03	3	42.9	1	1
Northern DMR	10	0.04	4	40.0	3	3	8	0.03	4	50.0	4	4
South Central DMR	11	0.04	3	27.3	3	3	12	0.05	1	8.3	1	1
Southern DMR	14	0.19	4	28.6	4	4	8	0.11	4	50.0	2	2
Western DMR	22	0.10	7	31.8	1	1	29	0.13	6	20.7	5	5
<b>Northern Region</b>	<b>4</b>	<b>0.01</b>	<b>2</b>	<b>50.0</b>	<b>2</b>	<b>2</b>	<b>2</b>	<b>0.01</b>	<b>0</b>	<b>0.0</b>	<b>0</b>	<b>0</b>
Cavan/Monaghan	4	0.03	2	50.0	2	2	1	0.01	0	0.0	0	0
Donegal	0	0.00	0	N/A	0	0	1	0.01	0	0.0	0	0
Sligo/Leitrim	0	0.00	0	N/A	0	0	0	0.00	0	N/A	0	0
<b>South Eastern Region</b>	<b>2</b>	<b>0.00</b>	<b>1</b>	<b>50.0</b>	<b>0</b>	<b>0</b>	<b>0</b>	<b>0.00</b>	<b>0</b>	<b>N/A</b>	<b>0</b>	<b>0</b>
Tipperary	0	0.00	0	N/A	0	0	0	0.00	0	N/A	0	0
Waterford/Kilkenny	0	0.00	0	N/A	0	0	0	0.00	0	N/A	0	0
Wexford/Wicklow	2	0.01	1	50.0	0	0	0	0.00	0	N/A	0	0
<b>Southern Region</b>	<b>6</b>	<b>0.01</b>	<b>2</b>	<b>33.3</b>	<b>2</b>	<b>2</b>	<b>6</b>	<b>0.01</b>	<b>3</b>	<b>50.0</b>	<b>3</b>	<b>3</b>
Cork City	0	0.00	0	N/A	0	0	1	0.00	1	100.0	1	1
Cork North	0	0.00	0	N/A	0	0	0	0.00	0	N/A	0	0
Cork West	0	0.00	0	N/A	0	0	0	0.00	0	N/A	0	0
Kerry	0	0.00	0	N/A	0	0	2	0.02	1	50.0	1	1
Limerick	6	0.03	2	33.3	2	2	3	0.02	1	33.3	1	1
<b>Western Region</b>	<b>1</b>	<b>0.00</b>	<b>1</b>	<b>100.0</b>	<b>1</b>	<b>0</b>	<b>4</b>	<b>0.01</b>	<b>3</b>	<b>75.0</b>	<b>3</b>	<b>3</b>
Clare	0	0.00	0	N/A	0	0	1	0.01	0	0.0	0	0
Galway West	0	0.00	0	N/A	0	0	0	0.00	0	N/A	0	0
Mayo	1	0.01	1	100.0	1	0	1	0.01	1	100.0	1	1
Roscommon/Galway East	0	0.00	0	N/A	0	0	2	0.02	2	100.0	2	2

**Table 3.29b Incidents recorded of Carjacking, highjacking/unlawful seizure of aircraft/vessel (ICCS 0631), incidents per 1,000 population, detection and proceedings, 2005 and 2006**

	2005						2006					
	Recorded	Per 1,000 population	Detected	Detection Rate (%)	With any Proceedings	With relevant Proceedings	Recorded	Per 1,000 population	Detected	Detection Rate (%)	With any Proceedings	With relevant Proceedings
<b>State</b>	<b>73</b>	<b>0.02</b>	<b>39</b>	<b>53.4</b>	<b>31</b>	<b>30</b>	<b>89</b>	<b>0.02</b>	<b>55</b>	<b>61.8</b>	<b>32</b>	<b>30</b>
<b>Eastern Region</b>	<b>9</b>	<b>0.01</b>	<b>4</b>	<b>44.4</b>	<b>3</b>	<b>3</b>	<b>19</b>	<b>0.02</b>	<b>15</b>	<b>78.9</b>	<b>9</b>	<b>9</b>
Carlow/Kildare	3	0.01	2	66.7	1	1	3	0.01	2	66.7	1	1
Laois/Offaly	2	0.02	2	100.0	2	2	0	0.00	0	N/A	0	0
Longford/Westmeath	1	0.01	0	0.0	0	0	1	0.01	1	100.0	1	1
Louth/Meath	3	0.01	0	0.0	0	0	15	0.05	12	80.0	7	7
<b>Dublin Metropolitan Region</b>	<b>55</b>	<b>0.05</b>	<b>29</b>	<b>52.7</b>	<b>22</b>	<b>21</b>	<b>58</b>	<b>0.05</b>	<b>32</b>	<b>55.2</b>	<b>19</b>	<b>18</b>
Eastern DMR	7	0.06	5	71.4	5	5	2	0.02	1	50.0	1	1
North Central DMR	7	0.03	6	85.7	6	6	3	0.01	3	100.0	1	1
Northern DMR	9	0.03	7	77.8	6	6	10	0.04	5	50.0	2	2
South Central DMR	5	0.02	2	40.0	2	2	7	0.02	5	71.4	2	1
Southern DMR	8	0.10	3	37.5	0	0	10	0.13	6	60.0	3	3
Western DMR	19	0.08	6	31.6	3	2	26	0.11	12	46.2	10	10
<b>Northern Region</b>	<b>0</b>	<b>0.00</b>	<b>0</b>	<b>N/A</b>	<b>0</b>	<b>0</b>	<b>2</b>	<b>0.01</b>	<b>1</b>	<b>50.0</b>	<b>1</b>	<b>0</b>
Cavan/Monaghan	0	0.00	0	N/A	0	0	0	0.00	0	N/A	0	0
Donegal	0	0.00	0	N/A	0	0	2	0.01	1	50.0	1	0
Sligo/Leitrim	0	0.00	0	N/A	0	0	0	0.00	0	N/A	0	0
<b>South Eastern Region</b>	<b>1</b>	<b>0.00</b>	<b>0</b>	<b>0.0</b>	<b>0</b>	<b>0</b>	<b>2</b>	<b>0.00</b>	<b>2</b>	<b>100.0</b>	<b>2</b>	<b>2</b>
Tipperary	0	0.00	0	N/A	0	0	0	0.00	0	N/A	0	0
Waterford/Kilkenny	0	0.00	0	N/A	0	0	1	0.01	1	100.0	1	1
Wexford/Wicklow	1	0.01	0	0.0	0	0	1	0.01	1	100.0	1	1
<b>Southern Region</b>	<b>7</b>	<b>0.01</b>	<b>5</b>	<b>71.4</b>	<b>5</b>	<b>5</b>	<b>8</b>	<b>0.01</b>	<b>5</b>	<b>62.5</b>	<b>1</b>	<b>1</b>
Cork City	3	0.01	2	66.7	2	2	1	0.00	1	100.0	0	0
Cork North	3	0.02	2	66.7	2	2	1	0.01	0	0.0	0	0
Cork West	0	0.00	0	N/A	0	0	1	0.01	1	100.0	0	0
Kerry	0	0.00	0	N/A	0	0	0	0.00	0	N/A	0	0
Limerick	1	0.01	1	100.0	1	1	5	0.03	3	60.0	1	1
<b>Western Region</b>	<b>1</b>	<b>0.00</b>	<b>1</b>	<b>100.0</b>	<b>1</b>	<b>1</b>	<b>0</b>	<b>0.00</b>	<b>0</b>	<b>N/A</b>	<b>0</b>	<b>0</b>
Clare	0	0.00	0	N/A	0	0	0	0.00	0	N/A	0	0
Galway West	0	0.00	0	N/A	0	0	0	0.00	0	N/A	0	0
Mayo	1	0.01	1	100.0	1	1	0	0.00	0	N/A	0	0
Roscommon/Galway East	0	0.00	0	N/A	0	0	0	0.00	0	N/A	0	0

Table 3.30a Incidents recorded of *Aggravated burglary* (ICCS 0711), incidents per 1,000 population, detection and proceedings, 2003 and 2004

	2003						2004					
	Recorded	Per 1,000 population	Detected	Detection Rate (%)	With any Proceedings	With relevant Proceedings	Recorded	Per 1,000 population	Detected	Detection Rate (%)	With any Proceedings	With relevant Proceedings
<b>State</b>	<b>327</b>	<b>0.08</b>	<b>92</b>	<b>28.1</b>	<b>73</b>	<b>72</b>	<b>282</b>	<b>0.07</b>	<b>87</b>	<b>30.9</b>	<b>69</b>	<b>67</b>
<b>Eastern Region</b>	<b>44</b>	<b>0.06</b>	<b>5</b>	<b>11.4</b>	<b>2</b>	<b>2</b>	<b>47</b>	<b>0.06</b>	<b>15</b>	<b>31.9</b>	<b>12</b>	<b>12</b>
Carlow/Kildare	9	0.04	1	11.1	1	1	11	0.05	2	18.2	2	2
Laois/Offaly	3	0.02	0	0.0	0	0	9	0.07	4	44.4	3	3
Longford/Westmeath	5	0.04	2	40.0	1	1	2	0.02	0	0.0	0	0
Louth/Meath	27	0.09	2	7.4	0	0	25	0.08	9	36.0	7	7
<b>Dublin Metropolitan Region</b>	<b>197</b>	<b>0.17</b>	<b>56</b>	<b>28.4</b>	<b>45</b>	<b>44</b>	<b>163</b>	<b>0.14</b>	<b>50</b>	<b>30.7</b>	<b>38</b>	<b>38</b>
Eastern DMR	21	0.20	3	14.3	2	1	15	0.14	3	20.0	1	1
North Central DMR	21	0.09	8	38.1	6	6	12	0.05	2	16.7	2	2
Northern DMR	27	0.11	7	25.9	5	5	35	0.14	17	48.6	15	15
South Central DMR	49	0.19	17	34.7	14	14	42	0.16	14	33.3	12	12
Southern DMR	39	0.53	14	35.9	12	12	35	0.47	10	28.6	6	6
Western DMR	40	0.18	7	17.5	6	6	24	0.11	4	16.7	2	2
<b>Northern Region</b>	<b>15</b>	<b>0.04</b>	<b>4</b>	<b>26.7</b>	<b>3</b>	<b>3</b>	<b>12</b>	<b>0.03</b>	<b>3</b>	<b>25.0</b>	<b>2</b>	<b>2</b>
Cavan/Monaghan	8	0.07	2	25.0	1	1	5	0.04	1	20.0	0	0
Donegal	3	0.02	1	33.3	1	1	5	0.04	1	20.0	1	1
Sligo/Leitrim	4	0.05	1	25.0	1	1	2	0.03	1	50.0	1	1
<b>South Eastern Region</b>	<b>26</b>	<b>0.05</b>	<b>8</b>	<b>30.8</b>	<b>7</b>	<b>7</b>	<b>25</b>	<b>0.05</b>	<b>6</b>	<b>24.0</b>	<b>6</b>	<b>4</b>
Tipperary	2	0.01	0	0.0	0	0	9	0.06	2	22.2	2	1
Waterford/Kilkenny	12	0.07	4	33.3	4	4	2	0.01	1	50.0	1	1
Wexford/Wicklow	12	0.07	4	33.3	3	3	14	0.08	3	21.4	3	2
<b>Southern Region</b>	<b>34</b>	<b>0.04</b>	<b>13</b>	<b>38.2</b>	<b>11</b>	<b>11</b>	<b>29</b>	<b>0.04</b>	<b>11</b>	<b>37.9</b>	<b>9</b>	<b>9</b>
Cork City	12	0.06	8	66.7	7	7	11	0.05	8	72.7	6	6
Cork North	2	0.02	0	0.0	0	0	5	0.04	0	0.0	0	0
Cork West	8	0.06	1	12.5	1	1	1	0.01	0	0.0	0	0
Kerry	2	0.02	1	50.0	1	1	1	0.01	0	0.0	0	0
Limerick	10	0.06	3	30.0	2	2	11	0.06	3	27.3	3	3
<b>Western Region</b>	<b>11</b>	<b>0.02</b>	<b>6</b>	<b>54.5</b>	<b>5</b>	<b>5</b>	<b>6</b>	<b>0.01</b>	<b>2</b>	<b>33.3</b>	<b>2</b>	<b>2</b>
Clare	7	0.07	3	42.9	2	2	2	0.02	1	50.0	1	1
Galway West	4	0.02	3	75.0	3	3	3	0.02	1	33.3	1	1
Mayo	0	0.00	0	N/A	0	0	1	0.01	0	0.0	0	0
Roscommon/Galway East	0	0.00	0	N/A	0	0	0	0.00	0	N/A	0	0

Table 3.30b Incidents recorded of *Aggravated burglary* (ICCS 0711), incidents per 1,000 population, detection and proceedings, 2005 and 2006

	2005						2006					
	Recorded	Per 1,000 population	Detected	Detection Rate (%)	With any Proceedings	With relevant Proceedings	Recorded	Per 1,000 population	Detected	Detection Rate (%)	With any Proceedings	With relevant Proceedings
<b>State</b>	<b>275</b>	<b>0.07</b>	<b>94</b>	<b>34.2</b>	<b>62</b>	<b>61</b>	<b>282</b>	<b>0.07</b>	<b>104</b>	<b>36.9</b>	<b>71</b>	<b>69</b>
<b>Eastern Region</b>	<b>54</b>	<b>0.07</b>	<b>14</b>	<b>25.9</b>	<b>9</b>	<b>8</b>	<b>59</b>	<b>0.07</b>	<b>20</b>	<b>33.9</b>	<b>13</b>	<b>12</b>
Carlow/Kildare	19	0.09	4	21.1	3	3	18	0.08	6	33.3	5	5
Laois/Offaly	8	0.06	1	12.5	1	1	7	0.05	3	42.9	1	1
Longford/Westmeath	11	0.09	5	45.5	2	1	8	0.06	3	37.5	1	1
Louth/Meath	16	0.05	4	25.0	3	3	26	0.08	8	30.8	6	5
<b>Dublin Metropolitan Region</b>	<b>142</b>	<b>0.12</b>	<b>47</b>	<b>33.1</b>	<b>39</b>	<b>39</b>	<b>123</b>	<b>0.10</b>	<b>54</b>	<b>43.9</b>	<b>37</b>	<b>37</b>
Eastern DMR	17	0.15	4	23.5	4	4	9	0.08	5	55.6	3	3
North Central DMR	11	0.05	7	63.6	7	7	11	0.05	5	45.5	3	3
Northern DMR	28	0.11	9	32.1	8	8	25	0.10	13	52.0	10	10
South Central DMR	21	0.08	8	38.1	7	7	21	0.07	10	47.6	6	6
Southern DMR	34	0.44	13	38.2	8	8	24	0.30	12	50.0	10	10
Western DMR	31	0.14	6	19.4	5	5	33	0.14	9	27.3	5	5
<b>Northern Region</b>	<b>14</b>	<b>0.04</b>	<b>6</b>	<b>42.9</b>	<b>2</b>	<b>2</b>	<b>19</b>	<b>0.05</b>	<b>4</b>	<b>21.1</b>	<b>3</b>	<b>3</b>
Cavan/Monaghan	7	0.06	4	57.1	0	0	9	0.07	4	44.4	3	3
Donegal	7	0.05	2	28.6	2	2	10	0.07	0	0.0	0	0
Sligo/Leitrim	0	0.00	0	N/A	0	0	0	0.00	0	N/A	0	0
<b>South Eastern Region</b>	<b>29</b>	<b>0.06</b>	<b>12</b>	<b>41.4</b>	<b>4</b>	<b>4</b>	<b>40</b>	<b>0.08</b>	<b>12</b>	<b>30.0</b>	<b>7</b>	<b>7</b>
Tipperary	5	0.03	2	40.0	1	1	6	0.04	1	16.7	1	1
Waterford/Kilkenny	13	0.07	5	38.5	0	0	18	0.10	4	22.2	3	3
Wexford/Wicklow	11	0.06	5	45.5	3	3	16	0.09	7	43.8	3	3
<b>Southern Region</b>	<b>26</b>	<b>0.03</b>	<b>12</b>	<b>46.2</b>	<b>6</b>	<b>6</b>	<b>33</b>	<b>0.04</b>	<b>11</b>	<b>33.3</b>	<b>8</b>	<b>7</b>
Cork City	4	0.02	3	75.0	2	2	9	0.04	4	44.4	3	2
Cork North	0	0.00	0	N/A	0	0	3	0.02	1	33.3	1	1
Cork West	0	0.00	0	N/A	0	0	2	0.02	1	50.0	1	1
Kerry	3	0.02	3	100.0	0	0	2	0.01	0	0.0	0	0
Limerick	19	0.10	6	31.6	4	4	17	0.09	5	29.4	3	3
<b>Western Region</b>	<b>10</b>	<b>0.02</b>	<b>3</b>	<b>30.0</b>	<b>2</b>	<b>2</b>	<b>8</b>	<b>0.02</b>	<b>3</b>	<b>37.5</b>	<b>3</b>	<b>3</b>
Clare	1	0.01	0	0.0	0	0	1	0.01	0	0.0	0	0
Galway West	6	0.03	1	16.7	0	0	3	0.02	1	33.3	1	1
Mayo	1	0.01	1	100.0	1	1	1	0.01	0	0.0	0	0
Roscommon/Galway East	2	0.02	1	50.0	1	1	3	0.03	2	66.7	2	2

Table 3.31a Incidents recorded of *Burglary (not aggravated)* (ICCS 0712), incidents per 1,000 population, detection and proceedings, 2003 and 2004

	2003						2004					
	Recorded	Per 1,000 population	Detected	Detection Rate (%)	With any Proceedings	With relevant Proceedings	Recorded	Per 1,000 population	Detected	Detection Rate (%)	With any Proceedings	With relevant Proceedings
<b>State</b>	<b>25,208</b>	<b>6.33</b>	<b>4,356</b>	<b>17.3</b>	<b>2,945</b>	<b>2,822</b>	<b>24,431</b>	<b>6.04</b>	<b>3,973</b>	<b>16.3</b>	<b>2,686</b>	<b>2,574</b>
<b>Eastern Region</b>	<b>4,808</b>	<b>6.58</b>	<b>697</b>	<b>14.5</b>	<b>477</b>	<b>460</b>	<b>4,857</b>	<b>6.44</b>	<b>707</b>	<b>14.6</b>	<b>509</b>	<b>496</b>
Carlow/Kildare	1,592	7.64	196	12.3	133	128	1,618	7.54	205	12.7	147	144
Laois/Offaly	642	5.23	128	19.9	82	80	690	5.48	153	22.2	106	102
Longford/Westmeath	810	7.12	143	17.7	102	97	733	6.29	95	13.0	73	71
Louth/Meath	1,764	6.17	230	13.0	160	155	1,816	6.11	254	14.0	183	179
<b>Dublin Metropolitan Region</b>	<b>11,180</b>	<b>9.65</b>	<b>1,667</b>	<b>14.9</b>	<b>1,157</b>	<b>1,094</b>	<b>11,009</b>	<b>9.41</b>	<b>1,502</b>	<b>13.6</b>	<b>1,002</b>	<b>947</b>
Eastern DMR	2,268	21.61	323	14.2	249	238	2,054	19.11	241	11.7	153	148
North Central DMR	1,045	4.32	187	17.9	159	146	1,017	4.23	208	20.5	180	167
Northern DMR	1,797	7.07	255	14.2	183	164	2,021	7.91	388	19.2	244	215
South Central DMR	1,994	7.71	442	22.2	268	259	1,895	7.17	309	16.3	199	197
Southern DMR	2,050	27.65	254	12.4	165	156	2,217	29.46	226	10.2	131	129
Western DMR	2,026	8.99	206	10.2	133	131	1,805	7.97	130	7.2	95	91
<b>Northern Region</b>	<b>1,435</b>	<b>4.28</b>	<b>329</b>	<b>22.9</b>	<b>204</b>	<b>199</b>	<b>1,225</b>	<b>3.57</b>	<b>269</b>	<b>22.0</b>	<b>164</b>	<b>156</b>
Cavan/Monaghan	482	4.07	134	27.8	101	99	397	3.27	105	26.4	63	60
Donegal	561	4.02	95	16.9	59	57	507	3.56	99	19.5	65	64
Sligo/Leitrim	392	5.05	100	25.5	44	43	321	4.05	65	20.2	36	32
<b>South Eastern Region</b>	<b>2,919</b>	<b>5.93</b>	<b>634</b>	<b>21.7</b>	<b>432</b>	<b>422</b>	<b>2,800</b>	<b>5.59</b>	<b>469</b>	<b>16.8</b>	<b>307</b>	<b>291</b>
Tipperary	595	4.06	108	18.2	79	77	606	4.10	99	16.3	62	56
Waterford/Kilkenny	1,179	6.73	303	25.7	187	181	1,010	5.68	215	21.3	139	131
Wexford/Wicklow	1,145	6.70	223	19.5	166	164	1,184	6.76	155	13.1	106	104
<b>Southern Region</b>	<b>3,046</b>	<b>3.93</b>	<b>647</b>	<b>21.2</b>	<b>455</b>	<b>432</b>	<b>3,147</b>	<b>4.01</b>	<b>789</b>	<b>25.1</b>	<b>548</b>	<b>538</b>
Cork City	927	4.40	278	30.0	200	190	1,011	4.77	330	32.6	260	256
Cork North	482	3.76	84	17.4	64	63	407	3.09	103	25.3	55	55
Cork West	277	2.23	85	30.7	61	57	295	2.34	106	35.9	75	72
Kerry	306	2.34	92	30.1	57	54	355	2.69	104	29.3	65	65
Limerick	1,054	5.81	108	10.2	73	68	1,079	5.88	146	13.5	93	90
<b>Western Region</b>	<b>1,820</b>	<b>3.72</b>	<b>382</b>	<b>21.0</b>	<b>220</b>	<b>215</b>	<b>1,393</b>	<b>2.81</b>	<b>237</b>	<b>17.0</b>	<b>156</b>	<b>146</b>
Clare	356	3.50	54	15.2	30	30	300	2.91	42	14.0	25	24
Galway West	860	5.17	176	20.5	81	80	620	3.66	85	13.7	57	54
Mayo	367	2.93	76	20.7	53	49	234	1.86	51	21.8	36	31
Roscommon/Galway East	237	2.47	76	32.1	56	56	239	2.47	59	24.7	38	37



Table 3.31b Incidents recorded of *Burglary (not aggravated)* (ICCS 0712), incidents per 1,000 population, detection and proceedings, 2005 and 2006

	2005						2006					
	Recorded	Per 1,000 population	Detected	Detection Rate (%)	With any Proceedings	With relevant Proceedings	Recorded	Per 1,000 population	Detected	Detection Rate (%)	With any Proceedings	With relevant Proceedings
<b>State</b>	<b>25,907</b>	<b>6.26</b>	<b>4,435</b>	<b>17.1</b>	<b>2,957</b>	<b>2,829</b>	<b>24,255</b>	<b>5.72</b>	<b>5,058</b>	<b>20.9</b>	<b>3,096</b>	<b>2,913</b>
<b>Eastern Region</b>	<b>5,057</b>	<b>6.48</b>	<b>761</b>	<b>15.0</b>	<b>486</b>	<b>476</b>	<b>5,040</b>	<b>6.19</b>	<b>934</b>	<b>18.5</b>	<b>526</b>	<b>499</b>
Carlow/Kildare	1,608	7.25	202	12.6	123	120	1,594	6.91	248	15.6	122	116
Laois/Offaly	725	5.60	173	23.9	120	117	650	4.85	180	27.7	130	126
Longford/Westmeath	811	6.79	186	22.9	129	129	811	6.57	189	23.3	128	122
Louth/Meath	1,913	6.18	200	10.5	114	110	1,985	6.09	317	16.0	146	135
<b>Dublin Metropolitan Region</b>	<b>10,650</b>	<b>9.00</b>	<b>1,604</b>	<b>15.1</b>	<b>1,139</b>	<b>1,073</b>	<b>9,750</b>	<b>8.07</b>	<b>1,703</b>	<b>17.5</b>	<b>1,176</b>	<b>1,089</b>
Eastern DMR	2,170	19.57	261	12.0	191	180	2,001	17.17	305	15.2	194	181
North Central DMR	1,084	4.55	232	21.4	168	157	1,040	4.43	312	30.0	247	218
Northern DMR	1,379	5.35	237	17.2	168	154	1,477	5.66	270	18.3	164	157
South Central DMR	2,122	7.79	436	20.5	322	306	1,733	6.07	344	19.8	282	268
Southern DMR	2,410	31.38	294	12.2	182	171	1,905	24.01	288	15.1	168	151
Western DMR	1,485	6.52	144	9.7	108	105	1,594	6.92	184	11.5	121	114
<b>Northern Region</b>	<b>1,214</b>	<b>3.48</b>	<b>264</b>	<b>21.7</b>	<b>182</b>	<b>174</b>	<b>1,045</b>	<b>2.93</b>	<b>282</b>	<b>27.0</b>	<b>162</b>	<b>153</b>
Cavan/Monaghan	477	3.85	122	25.6	93	89	380	2.98	110	28.9	69	62
Donegal	415	2.87	84	20.2	59	56	365	2.48	99	27.1	52	52
Sligo/Leitrim	322	4.00	58	18.0	30	29	300	3.65	73	24.3	41	39
<b>South Eastern Region</b>	<b>3,291</b>	<b>6.42</b>	<b>612</b>	<b>18.6</b>	<b>357</b>	<b>345</b>	<b>3,218</b>	<b>6.12</b>	<b>666</b>	<b>20.7</b>	<b>392</b>	<b>377</b>
Tipperary	778	5.18	126	16.2	88	82	730	4.79	168	23.0	108	106
Waterford/Kilkenny	1,213	6.69	241	19.9	141	137	1,209	6.52	224	18.5	125	119
Wexford/Wicklow	1,300	7.18	245	18.8	128	126	1,279	6.82	274	21.4	159	152
<b>Southern Region</b>	<b>3,709</b>	<b>4.63</b>	<b>862</b>	<b>23.2</b>	<b>605</b>	<b>584</b>	<b>3,229</b>	<b>3.95</b>	<b>1,051</b>	<b>32.5</b>	<b>615</b>	<b>584</b>
Cork City	1,019	4.75	299	29.3	224	218	890	4.11	313	35.2	235	231
Cork North	524	3.82	155	29.6	107	106	353	2.48	125	35.4	82	69
Cork West	319	2.47	112	35.1	83	81	324	2.46	142	43.8	74	69
Kerry	505	3.76	131	25.9	80	75	456	3.35	135	29.6	55	53
Limerick	1,342	7.20	165	12.3	111	104	1,206	6.37	336	27.9	169	162
<b>Western Region</b>	<b>1,986</b>	<b>3.90</b>	<b>332</b>	<b>16.7</b>	<b>188</b>	<b>177</b>	<b>1,973</b>	<b>3.80</b>	<b>422</b>	<b>21.4</b>	<b>225</b>	<b>211</b>
Clare	315	2.98	55	17.5	25	24	451	4.18	142	31.5	80	72
Galway West	1,088	6.19	158	14.5	85	80	886	4.90	142	16.0	69	66
Mayo	299	2.33	51	17.1	30	28	330	2.54	76	23.0	26	24
Roscommon/Galway East	284	2.87	68	23.9	48	45	306	3.04	62	20.3	50	49

**Table 3.32a Incidents recorded of *Possession of an article (with intent to burgle, steal, demand)* (ICCS 0713), incidents per 1,000 population, detection and proceedings, 2003 and 2004**

	2003						2004					
	Recorded	Per 1,000 population	Detected	Detection Rate (%)	With any Proceedings	With relevant Proceedings	Recorded	Per 1,000 population	Detected	Detection Rate (%)	With any Proceedings	With relevant Proceedings
<b>State</b>	<b>221</b>	<b>0.06</b>	<b>210</b>	<b>95.0</b>	<b>166</b>	<b>162</b>	<b>201</b>	<b>0.05</b>	<b>196</b>	<b>572.3</b>	<b>149</b>	<b>143</b>
<b>Eastern Region</b>	<b>11</b>	<b>0.02</b>	<b>10</b>	<b>90.9</b>	<b>8</b>	<b>8</b>	<b>17</b>	<b>0.02</b>	<b>16</b>	<b>94.1</b>	<b>13</b>	<b>13</b>
Carlow/Kildare	5	0.02	4	80.0	2	2	6	0.03	6	100.0	4	4
Laois/Offaly	1	0.01	1	100.0	1	1	2	0.02	1	50.0	1	1
Longford/Westmeath	0	0.00	0	N/A	0	0	1	0.01	1	100.0	1	1
Louth/Meath	5	0.02	5	100.0	5	5	8	0.03	8	100.0	7	7
<b>Dublin Metropolitan Region</b>	<b>177</b>	<b>0.15</b>	<b>171</b>	<b>96.6</b>	<b>134</b>	<b>130</b>	<b>163</b>	<b>0.14</b>	<b>160</b>	<b>98.2</b>	<b>121</b>	<b>117</b>
Eastern DMR	8	0.08	7	87.5	6	6	5	0.05	5	100.0	4	3
North Central DMR	53	0.22	52	98.1	43	41	46	0.19	46	100.0	37	37
Northern DMR	34	0.13	34	100.0	24	24	41	0.16	41	100.0	31	30
South Central DMR	42	0.16	40	95.2	32	31	41	0.16	39	95.1	26	26
Southern DMR	23	0.31	21	91.3	15	15	18	0.24	18	100.0	14	13
Western DMR	17	0.08	17	100.0	14	13	12	0.05	11	91.7	9	8
<b>Northern Region</b>	<b>2</b>	<b>0.01</b>	<b>2</b>	<b>100.0</b>	<b>2</b>	<b>2</b>	<b>2</b>	<b>0.01</b>	<b>2</b>	<b>100.0</b>	<b>2</b>	<b>2</b>
Cavan/Monaghan	2	0.02	2	100.0	2	2	2	0.02	2	100.0	2	2
Donegal	0	0.00	0	N/A	0	0	0	0.00	0	N/A	0	0
Sligo/Leitrim	0	0.00	0	N/A	0	0	0	0.00	0	N/A	0	0
<b>South Eastern Region</b>	<b>12</b>	<b>0.02</b>	<b>11</b>	<b>91.7</b>	<b>10</b>	<b>10</b>	<b>9</b>	<b>0.02</b>	<b>9</b>	<b>100.0</b>	<b>6</b>	<b>5</b>
Tipperary	3	0.02	3	100.0	3	3	1	0.01	1	100.0	1	1
Waterford/Kilkenny	3	0.02	2	66.7	2	2	4	0.02	4	100.0	2	2
Wexford/Wicklow	6	0.04	6	100.0	5	5	4	0.02	4	100.0	3	2
<b>Southern Region</b>	<b>13</b>	<b>0.02</b>	<b>13</b>	<b>100.0</b>	<b>9</b>	<b>9</b>	<b>5</b>	<b>0.01</b>	<b>4</b>	<b>80.0</b>	<b>3</b>	<b>2</b>
Cork City	6	0.03	6	100.0	5	5	3	0.01	2	66.7	2	2
Cork North	0	0.00	0	N/A	0	0	0	0.00	0	N/A	0	0
Cork West	1	0.01	1	100.0	1	1	0	0.00	0	N/A	0	0
Kerry	0	0.00	0	N/A	0	0	0	0.00	0	N/A	0	0
Limerick	6	0.03	6	100.0	3	3	2	0.01	2	100.0	1	0
<b>Western Region</b>	<b>6</b>	<b>0.01</b>	<b>3</b>	<b>50.0</b>	<b>3</b>	<b>3</b>	<b>5</b>	<b>0.01</b>	<b>5</b>	<b>100.0</b>	<b>4</b>	<b>4</b>
Clare	2	0.02	1	50.0	1	1	1	0.01	1	100.0	1	1
Galway West	0	0.00	0	N/A	0	0	4	0.02	4	100.0	3	3
Mayo	2	0.02	2	100.0	2	2	0	0.00	0	N/A	0	0
Roscommon/Galway East	2	0.02	0	0.0	0	0	0	0.00	0	N/A	0	0

**Table 3.32b Incidents recorded of *Possession of an article (with intent to burgle, steal, demand)* (ICCS 0713), incidents per 1,000 population, detection and proceedings, 2005 and 2006**

	2005					2006						
	Recorded	Per 1,000 population	Detected	Detection Rate (%)	With any Proceedings	With relevant Proceedings	Recorded	Per 1,000 population	Detected	Detection Rate (%)	With any Proceedings	With relevant Proceedings
<b>State</b>	<b>196</b>	<b>0.05</b>	<b>185</b>	<b>94.4</b>	<b>136</b>	<b>131</b>	<b>234</b>	<b>0.06</b>	<b>231</b>	<b>584.6</b>	<b>170</b>	<b>164</b>
<b>Eastern Region</b>	<b>11</b>	<b>0.01</b>	<b>10</b>	<b>90.9</b>	<b>10</b>	<b>9</b>	<b>21</b>	<b>0.03</b>	<b>21</b>	<b>100.0</b>	<b>17</b>	<b>16</b>
Carlow/Kildare	0	0.00	0	N/A	0	0	3	0.01	3	100.0	3	3
Laois/Offaly	1	0.01	1	100.0	1	1	8	0.06	8	100.0	8	7
Longford/Westmeath	3	0.03	3	100.0	3	3	4	0.03	4	100.0	3	3
Louth/Meath	7	0.02	6	85.7	6	5	6	0.02	6	100.0	3	3
<b>Dublin Metropolitan Region</b>	<b>159</b>	<b>0.13</b>	<b>153</b>	<b>96.2</b>	<b>110</b>	<b>107</b>	<b>187</b>	<b>0.15</b>	<b>185</b>	<b>98.9</b>	<b>135</b>	<b>132</b>
Eastern DMR	12	0.11	12	100.0	9	9	17	0.15	17	100.0	14	13
North Central DMR	48	0.20	48	100.0	34	34	58	0.25	58	100.0	48	48
Northern DMR	19	0.07	19	100.0	16	15	28	0.11	27	96.4	20	19
South Central DMR	33	0.12	29	87.9	19	19	46	0.16	45	97.8	32	31
Southern DMR	28	0.36	27	96.4	17	16	23	0.29	23	100.0	14	14
Western DMR	19	0.08	18	94.7	15	14	15	0.07	15	100.0	7	7
<b>Northern Region</b>	<b>2</b>	<b>0.01</b>	<b>2</b>	<b>100.0</b>	<b>0</b>	<b>0</b>	<b>5</b>	<b>0.01</b>	<b>5</b>	<b>100.0</b>	<b>4</b>	<b>3</b>
Cavan/Monaghan	2	0.02	2	100.0	0	0	4	0.03	4	100.0	3	2
Donegal	0	0.00	0	N/A	0	0	0	0.00	0	N/A	0	0
Sligo/Leitrim	0	0.00	0	N/A	0	0	1	0.01	1	100.0	1	1
<b>South Eastern Region</b>	<b>4</b>	<b>0.01</b>	<b>2</b>	<b>50.0</b>	<b>1</b>	<b>1</b>	<b>7</b>	<b>0.01</b>	<b>6</b>	<b>85.7</b>	<b>3</b>	<b>2</b>
Tipperary	1	0.01	0	0.0	0	0	3	0.02	3	100.0	0	0
Waterford/Kilkenny	0	0.00	0	N/A	0	0	2	0.01	2	100.0	2	1
Wexford/Wicklow	3	0.02	2	66.7	1	1	2	0.01	1	50.0	1	1
<b>Southern Region</b>	<b>14</b>	<b>0.02</b>	<b>13</b>	<b>92.9</b>	<b>11</b>	<b>10</b>	<b>11</b>	<b>0.01</b>	<b>11</b>	<b>100.0</b>	<b>8</b>	<b>8</b>
Cork City	7	0.03	7	100.0	6	5	2	0.01	2	100.0	2	2
Cork North	1	0.01	1	100.0	1	1	0	0.00	0	N/A	0	0
Cork West	2	0.02	2	100.0	2	2	4	0.03	4	100.0	3	3
Kerry	0	0.00	0	N/A	0	0	0	0.00	0	N/A	0	0
Limerick	4	0.02	3	75.0	2	2	5	0.03	5	100.0	3	3
<b>Western Region</b>	<b>6</b>	<b>0.01</b>	<b>5</b>	<b>83.3</b>	<b>4</b>	<b>4</b>	<b>3</b>	<b>0.01</b>	<b>3</b>	<b>100.0</b>	<b>3</b>	<b>3</b>
Clare	1	0.01	0	0.0	0	0	0	0.00	0	N/A	0	0
Galway West	4	0.02	4	100.0	3	3	2	0.01	2	100.0	2	2
Mayo	1	0.01	1	100.0	1	1	0	0.00	0	N/A	0	0
Roscommon/Galway East	0	0.00	0	N/A	0	0	1	0.01	1	100.0	1	1

**Table 3.33a Incidents recorded of *Theft/Unauthorised taking of vehicle (ICCS 0811)*, incidents per 1,000 population, detection and proceedings, 2003 and 2004**

	2003						2004					
	Recorded	Per 1,000 population	Detected	Detection Rate (%)	With any Proceedings	With relevant Proceedings	Recorded	Per 1,000 population	Detected	Detection Rate (%)	With any Proceedings	With relevant Proceedings
<b>State</b>	<b>12,463</b>	<b>3.13</b>	<b>1,577</b>	<b>12.7</b>	<b>1,168</b>	<b>1,143</b>	<b>13,527</b>	<b>3.34</b>	<b>1,731</b>	<b>12.8</b>	<b>1,344</b>	<b>1,313</b>
<b>Eastern Region</b>	<b>1,657</b>	<b>2.27</b>	<b>220</b>	<b>13.3</b>	<b>163</b>	<b>158</b>	<b>2,013</b>	<b>2.67</b>	<b>289</b>	<b>14.4</b>	<b>211</b>	<b>202</b>
01 Carlow/Kildare	515	2.47	62	12.0	42	40	597	2.78	81	13.6	59	57
02 Laois/Offaly	123	1.00	44	35.8	37	35	168	1.33	51	30.4	39	38
03 Longford/Westmeath	187	1.64	33	17.6	24	23	211	1.81	34	16.1	28	25
04 Louth/Meath	832	2.91	81	9.7	60	60	1,037	3.49	123	11.9	85	82
<b>Dublin Metropolitan Region</b>	<b>7,220</b>	<b>6.23</b>	<b>741</b>	<b>10.3</b>	<b>558</b>	<b>547</b>	<b>7,982</b>	<b>6.83</b>	<b>837</b>	<b>10.5</b>	<b>672</b>	<b>659</b>
05 Eastern DMR	666	6.35	88	13.2	62	61	583	5.43	63	10.8	54	52
06 North Central DMR	801	3.31	86	10.7	73	73	866	3.60	116	13.4	103	103
07 Northern DMR	1,636	6.44	175	10.7	142	138	1,667	6.52	218	13.1	170	166
08 South Central DMR	795	3.07	109	13.7	81	80	774	2.93	91	11.8	69	68
09 Southern DMR	1,298	17.51	109	8.4	71	68	1,666	22.14	144	8.6	105	103
10 Western DMR	2,024	8.98	174	8.6	129	127	2,426	10.72	205	8.5	171	167
<b>Northern Region</b>	<b>436</b>	<b>1.30</b>	<b>115</b>	<b>26.4</b>	<b>87</b>	<b>84</b>	<b>427</b>	<b>1.24</b>	<b>88</b>	<b>20.6</b>	<b>73</b>	<b>72</b>
11 Cavan/Monaghan	122	1.03	32	26.2	23	21	164	1.35	51	31.1	47	46
12 Donegal	199	1.43	54	27.1	41	40	188	1.32	30	16.0	21	21
13 Sligo/Leitrim	115	1.48	29	25.2	23	23	75	0.95	7	9.3	5	5
<b>South Eastern Region</b>	<b>836</b>	<b>1.70</b>	<b>181</b>	<b>21.7</b>	<b>119</b>	<b>118</b>	<b>716</b>	<b>1.43</b>	<b>145</b>	<b>20.3</b>	<b>107</b>	<b>105</b>
14 Tipperary	230	1.57	44	19.1	34	34	171	1.16	40	23.4	33	32
15 Waterford/Kilkenny	324	1.85	85	26.2	47	46	294	1.65	62	21.1	44	43
16 Wexford/Wicklow	282	1.65	52	18.4	38	38	251	1.43	43	17.1	30	30
<b>Southern Region</b>	<b>1,633</b>	<b>2.11</b>	<b>213</b>	<b>13.0</b>	<b>166</b>	<b>163</b>	<b>1,781</b>	<b>2.27</b>	<b>260</b>	<b>14.6</b>	<b>203</b>	<b>198</b>
17 Cork City	677	3.22	97	14.3	76	74	861	4.06	118	13.7	94	90
18 Cork North	79	0.62	18	22.8	17	17	150	1.14	29	19.3	20	19
19 Cork West	67	0.54	12	17.9	10	10	89	0.71	24	27.0	16	16
20 Kerry	114	0.87	30	26.3	23	22	90	0.68	25	27.8	20	20
21 Limerick	696	3.84	56	8.0	40	40	591	3.22	64	10.8	53	53
<b>Western Region</b>	<b>681</b>	<b>1.39</b>	<b>107</b>	<b>12.3</b>	<b>75</b>	<b>73</b>	<b>608</b>	<b>1.23</b>	<b>112</b>	<b>18.4</b>	<b>78</b>	<b>77</b>
22 Clare	96	0.94	16	16.7	12	11	85	0.83	16	18.8	7	6
23 Galway West	449	2.70	64	14.3	40	40	356	2.10	49	13.8	36	36
24 Mayo	85	0.68	21	24.7	17	16	99	0.79	29	29.3	21	21
25 Roscommon/Galway East	51	0.53	6	11.8	6	6	68	0.70	18	26.5	14	14

Table 3.33b Incidents recorded of *Theft/Unauthorised taking of vehicle (ICCS 0811)*, incidents per 1,000 population, detection and proceedings, 2005 and 2006

	2005						2006					
	Recorded	Per 1,000 population	Detected	Detection Rate (%)	With any Proceedings	With relevant Proceedings	Recorded	Per 1,000 population	Detected	Detection Rate (%)	With any Proceedings	With relevant Proceedings
<b>State</b>	<b>13,271</b>	<b>3.21</b>	<b>1,746</b>	<b>13.2</b>	<b>1,266</b>	<b>1,234</b>	<b>12,642</b>	<b>2.98</b>	<b>1,898</b>	<b>15.0</b>	<b>1,243</b>	<b>1,216</b>
<b>Eastern Region</b>	<b>2,083</b>	<b>2.67</b>	<b>266</b>	<b>12.8</b>	<b>201</b>	<b>195</b>	<b>1,965</b>	<b>2.41</b>	<b>286</b>	<b>14.6</b>	<b>165</b>	<b>160</b>
01 Carlow/Kildare	655	2.95	75	11.5	59	56	570	2.47	78	13.7	43	42
02 Laois/Offaly	140	1.08	46	32.9	38	37	158	1.18	41	25.9	29	29
03 Longford/Westmeath	221	1.85	32	14.5	27	27	217	1.76	39	18.0	22	22
04 Louth/Meath	1,067	3.44	113	10.6	77	75	1,020	3.13	128	12.5	71	67
<b>Dublin Metropolitan Region</b>	<b>7,117</b>	<b>6.01</b>	<b>755</b>	<b>10.6</b>	<b>571</b>	<b>561</b>	<b>6,940</b>	<b>5.75</b>	<b>866</b>	<b>12.5</b>	<b>617</b>	<b>609</b>
05 Eastern DMR	683	6.16	74	10.8	54	52	600	5.15	99	16.5	72	72
06 North Central DMR	701	2.94	115	16.4	94	91	696	2.97	129	18.5	108	107
07 Northern DMR	1,252	4.86	140	11.2	108	108	1,222	4.68	153	12.5	117	115
08 South Central DMR	690	2.53	73	10.6	42	41	565	1.98	71	12.6	45	45
09 Southern DMR	1,758	22.89	145	8.2	110	108	1,544	19.46	161	10.4	98	95
10 Western DMR	2,033	8.92	208	10.2	163	161	2,313	10.04	253	10.9	177	175
<b>Northern Region</b>	<b>414</b>	<b>1.19</b>	<b>100</b>	<b>24.2</b>	<b>72</b>	<b>70</b>	<b>463</b>	<b>1.30</b>	<b>113</b>	<b>24.4</b>	<b>70</b>	<b>65</b>
11 Cavan/Monaghan	153	1.23	44	28.8	35	34	131	1.03	40	30.5	31	30
12 Donegal	189	1.31	43	22.8	28	28	245	1.66	53	21.6	27	23
13 Sligo/Leitrim	72	0.89	13	18.1	9	8	87	1.06	20	23.0	12	12
<b>South Eastern Region</b>	<b>722</b>	<b>1.41</b>	<b>148</b>	<b>20.5</b>	<b>95</b>	<b>92</b>	<b>802</b>	<b>1.53</b>	<b>177</b>	<b>22.1</b>	<b>105</b>	<b>105</b>
14 Tipperary	167	1.11	28	16.8	24	24	201	1.32	51	25.4	36	36
15 Waterford/Kilkenny	309	1.70	62	20.1	37	34	336	1.81	71	21.1	40	40
16 Wexford/Wicklow	246	1.36	58	23.6	34	34	265	1.41	55	20.8	29	29
<b>Southern Region</b>	<b>2,362</b>	<b>2.95</b>	<b>366</b>	<b>15.5</b>	<b>241</b>	<b>236</b>	<b>1,827</b>	<b>2.24</b>	<b>343</b>	<b>18.8</b>	<b>225</b>	<b>222</b>
17 Cork City	1,099	5.13	170	15.5	116	114	586	2.70	103	17.6	70	68
18 Cork North	165	1.20	36	21.8	26	25	115	0.81	36	31.3	27	26
19 Cork West	87	0.67	30	34.5	19	18	79	0.60	30	38.0	20	20
20 Kerry	123	0.92	34	27.6	18	17	102	0.75	30	29.4	17	17
21 Limerick	888	4.76	96	10.8	62	62	945	4.99	144	15.2	91	91
<b>Western Region</b>	<b>573</b>	<b>1.13</b>	<b>111</b>	<b>19.4</b>	<b>86</b>	<b>80</b>	<b>645</b>	<b>1.24</b>	<b>113</b>	<b>17.5</b>	<b>61</b>	<b>55</b>
22 Clare	110	1.04	22	20.0	17	15	113	1.05	28	24.8	16	14
23 Galway West	305	1.73	31	10.2	23	21	370	2.05	44	11.9	23	21
24 Mayo	100	0.78	43	43.0	32	31	88	0.68	18	20.5	11	10
25 Roscommon/Galway East	58	0.59	15	25.9	14	13	74	0.73	23	31.1	11	10

Table 3.34a Incidents recorded of *Theft from person* (ICCS 0821), incidents per 1,000 population, detection and proceedings, 2003 and 2004

	2003						2004					
	Recorded	Per 1,000 population	Detected	Detection Rate (%)	With any Proceedings	With relevant Proceedings	Recorded	Per 1,000 population	Detected	Detection Rate (%)	With any Proceedings	With relevant Proceedings
<b>State</b>	<b>6,661</b>	<b>1.67</b>	<b>1,193</b>	<b>17.9</b>	<b>801</b>	<b>764</b>	<b>5,712</b>	<b>1.41</b>	<b>1,086</b>	<b>19.0</b>	<b>708</b>	<b>654</b>
<b>Eastern Region</b>	<b>504</b>	<b>0.69</b>	<b>122</b>	<b>24.2</b>	<b>68</b>	<b>64</b>	<b>547</b>	<b>0.73</b>	<b>144</b>	<b>26.3</b>	<b>92</b>	<b>88</b>
01 Carlow/Kildare	152	0.73	32	21.1	17	16	166	0.77	41	24.7	28	28
02 Laois/Offaly	62	0.50	16	25.8	11	11	74	0.59	29	39.2	20	17
03 Longford/Westmeath	113	0.99	29	25.7	16	15	134	1.15	38	28.4	19	19
04 Louth/Meath	177	0.62	45	25.4	24	22	173	0.58	36	20.8	25	24
<b>Dublin Metropolitan Region</b>	<b>4,412</b>	<b>3.81</b>	<b>631</b>	<b>14.3</b>	<b>474</b>	<b>450</b>	<b>3,657</b>	<b>3.13</b>	<b>527</b>	<b>14.4</b>	<b>382</b>	<b>342</b>
05 Eastern DMR	235	2.24	53	22.6	30	30	264	2.46	52	19.7	22	15
06 North Central DMR	1,113	4.60	193	17.3	171	165	896	3.73	168	18.8	140	125
07 Northern DMR	308	1.21	51	16.6	35	32	279	1.09	46	16.5	29	27
08 South Central DMR	1,957	7.56	249	12.7	196	185	1,489	5.63	195	13.1	160	145
09 Southern DMR	432	5.83	48	11.1	25	23	373	4.96	37	9.9	18	17
10 Western DMR	367	1.63	37	10.1	17	15	356	1.57	29	8.1	13	13
<b>Northern Region</b>	<b>171</b>	<b>0.51</b>	<b>71</b>	<b>41.5</b>	<b>45</b>	<b>43</b>	<b>134</b>	<b>0.39</b>	<b>51</b>	<b>38.1</b>	<b>35</b>	<b>35</b>
11 Cavan/Monaghan	72	0.61	46	63.9	35	34	47	0.39	28	59.6	21	21
12 Donegal	67	0.48	18	26.9	7	6	53	0.37	16	30.2	10	10
13 Sligo/Leitrim	32	0.41	7	21.9	3	3	34	0.43	7	20.6	4	4
<b>South Eastern Region</b>	<b>311</b>	<b>0.63</b>	<b>126</b>	<b>40.5</b>	<b>60</b>	<b>58</b>	<b>285</b>	<b>0.57</b>	<b>101</b>	<b>35.4</b>	<b>36</b>	<b>33</b>
14 Tipperary	54	0.37	16	29.6	13	13	54	0.36	18	33.3	9	9
15 Waterford/Kilkenny	173	0.99	77	44.5	31	30	153	0.86	59	38.6	20	18
16 Wexford/Wicklow	84	0.49	33	39.3	16	15	78	0.45	24	30.8	7	6
<b>Southern Region</b>	<b>967</b>	<b>1.25</b>	<b>174</b>	<b>18.0</b>	<b>108</b>	<b>106</b>	<b>834</b>	<b>1.06</b>	<b>218</b>	<b>26.1</b>	<b>136</b>	<b>132</b>
17 Cork City	377	1.79	74	19.6	48	47	264	1.24	66	25.0	39	38
18 Cork North	55	0.43	5	9.1	3	3	37	0.28	7	18.9	6	6
19 Cork West	39	0.31	5	12.8	4	4	65	0.52	31	47.7	22	22
20 Kerry	93	0.71	35	37.6	16	15	87	0.66	29	33.3	16	15
21 Limerick	403	2.22	55	13.6	37	37	381	2.08	85	22.3	53	51
<b>Western Region</b>	<b>296</b>	<b>0.61</b>	<b>69</b>	<b>23.3</b>	<b>46</b>	<b>43</b>	<b>255</b>	<b>0.51</b>	<b>45</b>	<b>17.6</b>	<b>27</b>	<b>24</b>
22 Clare	74	0.73	11	14.9	9	7	70	0.68	15	21.4	8	7
23 Galway West	156	0.94	32	20.5	20	20	116	0.69	10	8.6	4	3
24 Mayo	32	0.26	10	31.3	6	6	35	0.28	10	28.6	7	6
25 Roscommon/Galway East	34	0.35	16	47.1	11	10	34	0.35	10	29.4	8	8

**Table 3.34b Incidents recorded of *Theft from person* (ICCS 0821), incidents per 1,000 population, detection and proceedings, 2005 and 2006**

	2005						2006					
	Recorded	Per 1,000 population	Detected	Detection Rate (%)	With any Proceedings	With relevant Proceedings	Recorded	Per 1,000 population	Detected	Detection Rate (%)	With any Proceedings	With relevant Proceedings
<b>State</b>	<b>4,619</b>	<b>1.12</b>	<b>913</b>	<b>19.8</b>	<b>608</b>	<b>571</b>	<b>3,611</b>	<b>0.85</b>	<b>897</b>	<b>24.8</b>	<b>508</b>	<b>493</b>
<b>Eastern Region</b>	<b>495</b>	<b>0.63</b>	<b>123</b>	<b>24.8</b>	<b>77</b>	<b>75</b>	<b>470</b>	<b>0.58</b>	<b>118</b>	<b>25.1</b>	<b>58</b>	<b>56</b>
01 Carlow/Kildare	154	0.69	22	14.3	9	9	164	0.71	36	22.0	21	20
02 Laois/Offaly	54	0.42	24	44.4	23	23	67	0.50	21	31.3	13	12
03 Longford/Westmeath	117	0.98	36	30.8	20	18	87	0.71	22	25.3	9	9
04 Louth/Meath	170	0.55	41	24.1	25	25	152	0.47	39	25.7	15	15
<b>Dublin Metropolitan Region</b>	<b>2,827</b>	<b>2.39</b>	<b>434</b>	<b>15.4</b>	<b>318</b>	<b>299</b>	<b>2,063</b>	<b>1.71</b>	<b>406</b>	<b>19.7</b>	<b>263</b>	<b>254</b>
05 Eastern DMR	196	1.77	29	14.8	17	17	129	1.11	22	17.1	9	9
06 North Central DMR	625	2.62	98	15.7	81	76	470	2.00	109	23.2	81	80
07 Northern DMR	197	0.76	43	21.8	27	26	250	0.96	39	15.6	20	19
08 South Central DMR	1,239	4.55	194	15.7	153	140	725	2.54	167	23.0	120	115
09 Southern DMR	257	3.35	32	12.5	19	19	233	2.94	29	12.4	12	12
10 Western DMR	313	1.37	38	12.1	21	21	256	1.11	40	15.6	21	19
<b>Northern Region</b>	<b>121</b>	<b>0.35</b>	<b>58</b>	<b>47.9</b>	<b>33</b>	<b>32</b>	<b>109</b>	<b>0.31</b>	<b>55</b>	<b>50.5</b>	<b>33</b>	<b>33</b>
11 Cavan/Monaghan	48	0.39	28	58.3	20	19	44	0.35	26	59.1	16	16
12 Donegal	38	0.26	15	39.5	9	9	37	0.25	17	45.9	9	9
13 Sligo/Leitrim	35	0.44	15	42.9	4	4	28	0.34	12	42.9	8	8
<b>South Eastern Region</b>	<b>255</b>	<b>0.50</b>	<b>79</b>	<b>31.0</b>	<b>41</b>	<b>39</b>	<b>226</b>	<b>0.43</b>	<b>97</b>	<b>42.9</b>	<b>39</b>	<b>38</b>
14 Tipperary	45	0.30	20	44.4	15	14	51	0.33	28	54.9	15	14
15 Waterford/Kilkenny	124	0.68	38	30.6	14	14	111	0.60	41	36.9	13	13
16 Wexford/Wicklow	86	0.48	21	24.4	12	11	64	0.34	28	43.8	11	11
<b>Southern Region</b>	<b>700</b>	<b>0.87</b>	<b>157</b>	<b>22.4</b>	<b>100</b>	<b>91</b>	<b>582</b>	<b>0.71</b>	<b>168</b>	<b>28.9</b>	<b>87</b>	<b>84</b>
17 Cork City	211	0.98	53	25.1	37	34	172	0.79	49	28.5	29	28
18 Cork North	27	0.20	15	55.6	6	5	15	0.11	5	33.3	5	5
19 Cork West	24	0.19	12	50.0	6	2	25	0.19	14	56.0	5	5
20 Kerry	81	0.60	15	18.5	5	5	110	0.81	36	32.7	15	15
21 Limerick	357	1.91	62	17.4	46	45	260	1.37	64	24.6	33	31
<b>Western Region</b>	<b>221</b>	<b>0.43</b>	<b>62</b>	<b>28.1</b>	<b>39</b>	<b>35</b>	<b>161</b>	<b>0.31</b>	<b>53</b>	<b>32.9</b>	<b>28</b>	<b>28</b>
22 Clare	57	0.54	16	28.1	11	11	50	0.46	19	38.0	5	5
23 Galway West	95	0.54	20	21.1	8	7	53	0.29	5	9.4	4	4
24 Mayo	36	0.28	14	38.9	10	8	32	0.25	14	43.8	8	8
25 Roscommon/Galway East	33	0.33	12	36.4	10	9	26	0.26	15	57.7	11	11

Table 3.35a Incidents recorded of *Theft from Shop* (ICCS 0822), incidents per 1,000 population, detection and proceedings, 2003 and 2004

	2003						2004					
	Recorded	Per 1,000 population	Detected	Detection Rate (%)	With any Proceedings	With relevant Proceedings	Recorded	Per 1,000 population	Detected	Detection Rate (%)	With any Proceedings	With relevant Proceedings
<b>State</b>	<b>15,694</b>	<b>3.94</b>	<b>12,413</b>	<b>79.1</b>	<b>8,907</b>	<b>8,823</b>	<b>14,892</b>	<b>3.68</b>	<b>11,736</b>	<b>78.8</b>	<b>7,938</b>	<b>7,844</b>
<b>Eastern Region</b>	<b>1,736</b>	<b>2.37</b>	<b>1,101</b>	<b>63.4</b>	<b>736</b>	<b>724</b>	<b>1,736</b>	<b>2.30</b>	<b>1,194</b>	<b>68.8</b>	<b>751</b>	<b>740</b>
01 Carlow/Kildare	422	2.02	265	62.8	153	149	509	2.37	353	69.4	203	200
02 Laois/Offaly	301	2.45	213	70.8	152	150	284	2.25	228	80.3	151	150
03 Longford/Westmeath	410	3.60	286	69.8	209	209	346	2.97	242	69.9	176	176
04 Louth/Meath	603	2.11	337	55.9	222	216	597	2.01	371	62.1	221	214
<b>Dublin Metropolitan Region</b>	<b>7,913</b>	<b>6.83</b>	<b>6,738</b>	<b>85.2</b>	<b>5,326</b>	<b>5,279</b>	<b>7,027</b>	<b>6.01</b>	<b>5,837</b>	<b>83.1</b>	<b>4,354</b>	<b>4,314</b>
05 Eastern DMR	758	7.22	567	74.8	424	423	711	6.62	470	66.1	321	317
06 North Central DMR	2,741	11.33	2,577	94.0	2,217	2,202	2,381	9.91	2,214	93.0	1,805	1,791
07 Northern DMR	848	3.34	652	76.9	506	499	732	2.86	540	73.8	376	370
08 South Central DMR	1,151	4.45	943	81.9	773	763	1,042	3.94	881	84.5	694	689
09 Southern DMR	1,244	16.78	1,027	82.6	737	731	1,178	15.65	937	79.5	612	608
10 Western DMR	1,171	5.20	972	83.0	669	661	983	4.34	795	80.9	546	539
<b>Northern Region</b>	<b>571</b>	<b>1.70</b>	<b>357</b>	<b>62.5</b>	<b>204</b>	<b>200</b>	<b>529</b>	<b>1.54</b>	<b>308</b>	<b>58.2</b>	<b>181</b>	<b>178</b>
11 Cavan/Monaghan	227	1.92	162	71.4	108	106	177	1.46	122	68.9	85	82
12 Donegal	162	1.16	88	54.3	45	44	184	1.29	93	50.5	45	45
13 Sligo/Leitrim	182	2.34	107	58.8	51	50	168	2.12	93	55.4	51	51
<b>South Eastern Region</b>	<b>1,536</b>	<b>3.12</b>	<b>1,206</b>	<b>78.5</b>	<b>693</b>	<b>690</b>	<b>1,613</b>	<b>3.22</b>	<b>1,309</b>	<b>81.2</b>	<b>663</b>	<b>650</b>
14 Tipperary	229	1.56	155	67.7	95	95	294	1.99	225	76.5	120	115
15 Waterford/Kilkenny	902	5.15	769	85.3	432	429	957	5.39	804	84.0	363	358
16 Wexford/Wicklow	405	2.37	282	69.6	166	166	362	2.07	280	77.3	180	177
<b>Southern Region</b>	<b>2,812</b>	<b>3.63</b>	<b>2,164</b>	<b>77.0</b>	<b>1,409</b>	<b>1,398</b>	<b>2,846</b>	<b>3.62</b>	<b>2,232</b>	<b>78.4</b>	<b>1,448</b>	<b>1,427</b>
17 Cork City	1,426	6.77	1,168	81.9	781	776	1,417	6.68	1,171	82.6	801	793
18 Cork North	218	1.70	119	54.6	77	77	183	1.39	116	63.4	61	54
19 Cork West	93	0.75	58	62.4	35	35	139	1.10	93	66.9	62	61
20 Kerry	341	2.61	281	82.4	157	154	290	2.20	245	84.5	116	114
21 Limerick	734	4.05	538	73.3	359	356	817	4.46	607	74.3	408	405
<b>Western Region</b>	<b>1,126</b>	<b>2.30</b>	<b>847</b>	<b>75.2</b>	<b>539</b>	<b>532</b>	<b>1,141</b>	<b>2.30</b>	<b>856</b>	<b>75.0</b>	<b>541</b>	<b>535</b>
22 Clare	166	1.63	109	65.7	42	42	161	1.56	98	60.9	52	51
23 Galway West	678	4.07	550	81.1	378	373	627	3.70	503	80.2	284	283
24 Mayo	166	1.33	115	69.3	65	64	182	1.44	109	59.9	84	80
25 Roscommon/Galway East	116	1.21	73	62.9	54	53	171	1.77	146	85.4	121	121



**Table 3.35b Incidents recorded of Theft from Shop (ICCS 0822), incidents per 1,000 population, detection and proceedings, 2005 and 2006**

	2005						2006					
	Recorded	Per 1,000 population	Detected	Detection Rate (%)	With any Proceedings	With relevant Proceedings	Recorded	Per 1,000 population	Detected	Detection Rate (%)	With any Proceedings	With relevant Proceedings
<b>State</b>	<b>16,486</b>	<b>3.99</b>	<b>12,982</b>	<b>78.7</b>	<b>8,630</b>	<b>8,554</b>	<b>18,460</b>	<b>4.35</b>	<b>14,748</b>	<b>79.9</b>	<b>8,801</b>	<b>8,717</b>
<b>Eastern Region</b>	<b>1,956</b>	<b>2.51</b>	<b>1,414</b>	<b>72.3</b>	<b>910</b>	<b>900</b>	<b>2,482</b>	<b>3.05</b>	<b>1,810</b>	<b>72.9</b>	<b>1,036</b>	<b>1,021</b>
01 Carlow/Kildare	599	2.70	439	73.3	264	261	811	3.51	604	74.5	326	322
02 Laois/Offaly	330	2.55	259	78.5	178	174	327	2.44	255	78.0	159	156
03 Longford/Westmeath	403	3.37	271	67.2	161	160	527	4.27	417	79.1	230	224
04 Louth/Meath	624	2.01	445	71.3	307	305	817	2.51	534	65.4	321	319
<b>Dublin Metropolitan Region</b>	<b>7,400</b>	<b>6.25</b>	<b>6,105</b>	<b>82.5</b>	<b>4,458</b>	<b>4,423</b>	<b>8,085</b>	<b>6.70</b>	<b>6,646</b>	<b>82.2</b>	<b>4,289</b>	<b>4,254</b>
05 Eastern DMR	748	6.75	511	68.3	306	300	974	8.36	682	70.0	361	355
06 North Central DMR	2,397	10.06	2,231	93.1	1,764	1,760	2,443	10.41	2,288	93.7	1,471	1,467
07 Northern DMR	845	3.28	611	72.3	403	400	911	3.49	681	74.8	436	434
08 South Central DMR	1,110	4.08	915	82.4	739	730	1,261	4.42	1,009	80.0	768	753
09 Southern DMR	959	12.49	747	77.9	498	493	1,088	13.71	840	77.2	504	503
10 Western DMR	1,341	5.89	1,090	81.3	748	740	1,408	6.11	1,146	81.4	749	742
<b>Northern Region</b>	<b>710</b>	<b>2.04</b>	<b>438</b>	<b>61.7</b>	<b>261</b>	<b>259</b>	<b>847</b>	<b>2.37</b>	<b>628</b>	<b>74.1</b>	<b>366</b>	<b>362</b>
11 Cavan/Monaghan	257	2.07	201	78.2	134	133	222	1.74	171	77.0	109	109
12 Donegal	222	1.54	103	46.4	58	57	287	1.95	193	67.2	96	94
13 Sligo/Leitrim	231	2.87	134	58.0	69	69	338	4.11	264	78.1	161	159
<b>South Eastern Region</b>	<b>1,751</b>	<b>3.42</b>	<b>1,419</b>	<b>81.0</b>	<b>745</b>	<b>736</b>	<b>2,002</b>	<b>3.81</b>	<b>1,550</b>	<b>77.4</b>	<b>700</b>	<b>688</b>
14 Tipperary	285	1.90	214	75.1	110	108	375	2.46	286	76.3	135	131
15 Waterford/Kilkenny	1,046	5.77	857	81.9	442	436	1,123	6.06	884	78.7	393	387
16 Wexford/Wicklow	420	2.32	348	82.9	193	192	504	2.69	380	75.4	172	170
<b>Southern Region</b>	<b>3,308</b>	<b>4.13</b>	<b>2,622</b>	<b>79.3</b>	<b>1,732</b>	<b>1,719</b>	<b>3,588</b>	<b>4.39</b>	<b>3,018</b>	<b>84.1</b>	<b>1,845</b>	<b>1,837</b>
17 Cork City	1,612	7.52	1,326	82.3	931	927	1,587	7.32	1,377	86.8	929	925
18 Cork North	185	1.35	117	63.2	71	71	283	1.99	227	80.2	147	147
19 Cork West	166	1.29	122	73.5	87	86	167	1.27	127	76.0	67	66
20 Kerry	372	2.77	321	86.3	147	142	370	2.72	313	84.6	146	144
21 Limerick	973	5.22	736	75.6	496	493	1,181	6.24	974	82.5	556	555
<b>Western Region</b>	<b>1,361</b>	<b>2.67</b>	<b>984</b>	<b>72.3</b>	<b>524</b>	<b>517</b>	<b>1,456</b>	<b>2.80</b>	<b>1,096</b>	<b>75.3</b>	<b>565</b>	<b>555</b>
22 Clare	220	2.08	163	74.1	49	49	244	2.26	183	75.0	102	102
23 Galway West	831	4.73	627	75.5	337	335	819	4.53	624	76.2	313	311
24 Mayo	181	1.41	110	60.8	75	71	209	1.61	152	72.7	59	55
25 Roscommon/Galway East	129	1.30	84	65.1	63	62	184	1.83	137	74.5	91	87

**Table 3.36a Incidents recorded of *Other thefts, handling stolen property* (ICCS 0823-0827,0831), incidents per 1,000 population, detection and proceedings, 2003 and 2004**

	2003						2004					
	Recorded	Per 1,000 population	Detected	Detection Rate (%)	With any Proceedings	With relevant Proceedings	Recorded	Per 1,000 population	Detected	Detection Rate (%)	With any Proceedings	With relevant Proceedings
<b>State</b>	<b>37,934</b>	<b>9.53</b>	<b>7,487</b>	<b>19.7</b>	<b>4,892</b>	<b>4,459</b>	<b>37,230</b>	<b>9.20</b>	<b>7,026</b>	<b>18.9</b>	<b>4,447</b>	<b>4,043</b>
<b>Eastern Region</b>	<b>5,653</b>	<b>7.73</b>	<b>1,230</b>	<b>21.8</b>	<b>828</b>	<b>751</b>	<b>5,426</b>	<b>7.19</b>	<b>1,028</b>	<b>18.9</b>	<b>678</b>	<b>619</b>
Carlow/Kildare	1,754	8.41	443	25.3	292	273	1,639	7.63	308	18.8	184	170
Laois/Offaly	1,028	8.37	325	31.6	236	210	860	6.83	271	31.5	195	176
Longford/Westmeath	990	8.70	178	18.0	111	98	990	8.50	155	15.7	104	94
Louth/Meath	1,881	6.58	284	15.1	189	170	1,937	6.52	294	15.2	195	179
<b>Dublin Metropolitan Region</b>	<b>18,069</b>	<b>15.59</b>	<b>2,891</b>	<b>16.0</b>	<b>2,076</b>	<b>1,854</b>	<b>18,578</b>	<b>15.89</b>	<b>2,743</b>	<b>14.8</b>	<b>1,934</b>	<b>1,721</b>
Eastern DMR	2,301	21.92	413	17.9	229	209	2,339	21.77	333	14.2	239	224
North Central DMR	3,613	14.94	710	19.7	600	526	3,395	14.13	757	22.3	608	533
Northern DMR	2,340	9.21	395	16.9	290	253	2,564	10.03	347	13.5	227	196
South Central DMR	4,811	18.60	771	16.0	537	491	4,368	16.52	608	13.9	434	394
Southern DMR	2,111	28.47	272	12.9	196	181	2,898	38.50	367	12.7	211	184
Western DMR	2,893	12.84	330	11.4	224	194	3,014	13.31	331	11.0	215	190
<b>Northern Region</b>	<b>2,256</b>	<b>6.72</b>	<b>564</b>	<b>25.0</b>	<b>351</b>	<b>324</b>	<b>2,000</b>	<b>5.83</b>	<b>432</b>	<b>21.6</b>	<b>258</b>	<b>242</b>
Cavan/Monaghan	681	5.75	248	36.4	208	194	591	4.86	189	32.0	128	120
Donegal	870	6.24	162	18.6	89	81	814	5.72	129	15.8	72	67
Sligo/Leitrim	705	9.08	154	21.8	54	49	595	7.51	114	19.2	58	55
<b>South Eastern Region</b>	<b>3,164</b>	<b>6.42</b>	<b>904</b>	<b>28.6</b>	<b>493</b>	<b>461</b>	<b>3,156</b>	<b>6.30</b>	<b>825</b>	<b>26.1</b>	<b>421</b>	<b>400</b>
Tipperary	715	4.88	168	23.5	98	90	756	5.11	160	21.2	92	84
Waterford/Kilkenny	1,164	6.65	472	40.5	240	223	1,109	6.24	347	31.3	166	159
Wexford/Wicklow	1,285	7.52	264	20.5	155	148	1,291	7.37	318	24.6	163	157
<b>Southern Region</b>	<b>5,709</b>	<b>7.37</b>	<b>1,283</b>	<b>22.5</b>	<b>761</b>	<b>713</b>	<b>5,181</b>	<b>6.60</b>	<b>1,361</b>	<b>26.3</b>	<b>796</b>	<b>738</b>
Cork City	1,752	8.32	452	25.8	289	272	1,928	9.09	558	28.9	374	351
Cork North	780	6.08	139	17.8	77	72	635	4.82	191	30.1	91	79
Cork West	574	4.62	136	23.7	74	70	533	4.23	161	30.2	76	73
Kerry	634	4.86	186	29.3	99	92	549	4.16	166	30.2	96	87
Limerick	1,969	10.85	370	18.8	222	207	1,536	8.38	285	18.6	159	148
<b>Western Region</b>	<b>3,083</b>	<b>6.30</b>	<b>615</b>	<b>19.9</b>	<b>383</b>	<b>356</b>	<b>2,889</b>	<b>5.83</b>	<b>637</b>	<b>22.0</b>	<b>360</b>	<b>323</b>
Clare	765	7.52	160	20.9	88	81	764	7.42	207	27.1	98	91
Galway West	1,080	6.49	244	22.6	151	140	1,128	6.66	224	19.9	124	112
Mayo	803	6.42	128	15.9	93	90	569	4.51	104	18.3	70	67
Roscommon/Galway East	435	4.54	83	19.1	51	45	428	4.42	102	23.8	68	53

**Table 3.36b Incidents recorded of *Other thefts, handling stolen property* (ICCS 0823-0827,0831), incidents per 1,000 population, detection and proceedings, 2005 and 2006**

	2005						2006					
	Recorded	Per 1,000 population	Detected	Detection Rate (%)	With any Proceedings	With relevant Proceedings	Recorded	Per 1,000 population	Detected	Detection Rate (%)	With any Proceedings	With relevant Proceedings
<b>State</b>	<b>37,781</b>	<b>9.13</b>	<b>7,326</b>	<b>19.4</b>	<b>4,694</b>	<b>4,259</b>	<b>38,764</b>	<b>9.14</b>	<b>8,465</b>	<b>21.8</b>	<b>4,854</b>	<b>4,444</b>
<b>Eastern Region</b>	<b>5,963</b>	<b>7.64</b>	<b>1,124</b>	<b>18.8</b>	<b>651</b>	<b>589</b>	<b>6,671</b>	<b>8.19</b>	<b>1,333</b>	<b>20.0</b>	<b>790</b>	<b>711</b>
Carlow/Kildare	1,700	7.67	339	19.9	195	181	1,948	8.44	383	19.7	190	158
Laois/Offaly	943	7.28	279	29.6	160	127	999	7.45	326	32.6	208	182
Longford/Westmeath	948	7.93	179	18.9	124	117	1,146	9.29	275	24.0	179	166
Louth/Meath	2,372	7.66	327	13.8	172	164	2,578	7.91	349	13.5	213	205
<b>Dublin Metropolitan Region</b>	<b>17,646</b>	<b>14.91</b>	<b>2,672</b>	<b>15.1</b>	<b>1,948</b>	<b>1,744</b>	<b>16,244</b>	<b>13.45</b>	<b>2,788</b>	<b>17.2</b>	<b>1,892</b>	<b>1,718</b>
Eastern DMR	2,363	21.32	283	12.0	192	183	2,379	20.41	428	18.0	266	242
North Central DMR	3,155	13.25	614	19.5	503	448	2,703	11.52	619	22.9	503	467
Northern DMR	2,408	9.35	351	14.6	231	198	2,271	8.70	359	15.8	206	188
South Central DMR	3,988	14.65	668	16.8	507	453	4,059	14.22	725	17.9	519	472
Southern DMR	2,763	35.98	383	13.9	263	233	2,284	28.78	300	13.1	156	136
Western DMR	2,969	13.03	373	12.6	252	229	2,548	11.06	357	14.0	242	213
<b>Northern Region</b>	<b>2,087</b>	<b>5.98</b>	<b>441</b>	<b>21.1</b>	<b>280</b>	<b>258</b>	<b>2,141</b>	<b>6.00</b>	<b>549</b>	<b>25.6</b>	<b>315</b>	<b>284</b>
Cavan/Monaghan	678	5.47	178	26.3	138	124	699	5.49	238	34.0	148	128
Donegal	801	5.55	140	17.5	64	59	822	5.58	177	21.5	97	87
Sligo/Leitrim	608	7.56	123	20.2	78	75	620	7.55	134	21.6	70	69
<b>South Eastern Region</b>	<b>3,115</b>	<b>6.08</b>	<b>868</b>	<b>27.9</b>	<b>428</b>	<b>401</b>	<b>3,653</b>	<b>6.95</b>	<b>1,121</b>	<b>30.7</b>	<b>533</b>	<b>498</b>
Tipperary	690	4.59	158	22.9	77	71	718	4.71	218	30.4	91	82
Waterford/Kilkenny	1,181	6.51	305	25.8	154	143	1,525	8.23	403	26.4	227	219
Wexford/Wicklow	1,244	6.87	405	32.6	197	187	1,410	7.52	500	35.5	215	197
<b>Southern Region</b>	<b>6,066</b>	<b>7.57</b>	<b>1,671</b>	<b>27.5</b>	<b>1,039</b>	<b>969</b>	<b>6,621</b>	<b>8.11</b>	<b>1,921</b>	<b>29.0</b>	<b>967</b>	<b>912</b>
Cork City	2,039	9.51	609	29.9	420	396	2,051	9.47	628	30.6	368	354
Cork North	798	5.81	279	35.0	182	164	792	5.56	240	30.3	117	112
Cork West	528	4.09	215	40.7	141	125	697	5.28	245	35.2	109	102
Kerry	603	4.50	178	29.5	82	77	650	4.77	198	30.5	86	84
Limerick	2,098	11.25	390	18.6	214	207	2,431	12.84	610	25.1	287	260
<b>Western Region</b>	<b>2,904</b>	<b>5.71</b>	<b>550</b>	<b>18.9</b>	<b>348</b>	<b>298</b>	<b>3,434</b>	<b>6.61</b>	<b>753</b>	<b>21.9</b>	<b>357</b>	<b>321</b>
Clare	600	5.68	122	20.3	50	40	722	6.70	147	20.4	68	63
Galway West	1,255	7.14	217	17.3	151	124	1,557	8.61	295	18.9	146	121
Mayo	609	4.74	99	16.3	67	63	741	5.69	204	27.5	85	79
Roscommon/Galway East	440	4.44	112	25.5	80	71	414	4.11	107	25.8	58	58

**Table 3.37a Incidents recorded of *Fraud, deception and related offences* (ICCS 09), incidents per 1,000 population, detection and proceedings, 2003 and 2004**

	2003						2004					
	Recorded	Per 1,000 population	Detected	Detection Rate (%)	With any Proceedings	With relevant Proceedings	Recorded	Per 1,000 population	Detected	Detection Rate (%)	With any Proceedings	With relevant Proceedings
<b>State</b>	<b>4,147</b>	<b>1.04</b>	<b>2,667</b>	<b>64.3</b>	<b>1,982</b>	<b>1,954</b>	<b>3,668</b>	<b>0.91</b>	<b>2,521</b>	<b>68.7</b>	<b>1,721</b>	<b>1,689</b>
<b>Eastern Region</b>	<b>540</b>	<b>0.74</b>	<b>401</b>	<b>74.3</b>	<b>314</b>	<b>308</b>	<b>658</b>	<b>0.87</b>	<b>470</b>	<b>71.4</b>	<b>320</b>	<b>319</b>
Carlow/Kildare	213	1.02	168	78.9	138	135	179	0.83	127	70.9	92	92
Laois/Offaly	78	0.64	67	85.9	56	56	126	1.00	110	87.3	85	85
Longford/Westmeath	86	0.76	60	69.8	41	41	102	0.88	70	68.6	52	52
Louth/Meath	163	0.57	106	65.0	79	76	251	0.84	163	64.9	91	90
<b>Dublin Metropolitan Region</b>	<b>1,534</b>	<b>1.32</b>	<b>848</b>	<b>55.3</b>	<b>624</b>	<b>611</b>	<b>1,250</b>	<b>1.07</b>	<b>772</b>	<b>61.8</b>	<b>563</b>	<b>548</b>
Eastern DMR	150	1.43	97	64.7	60	60	118	1.10	76	64.4	57	57
North Central DMR	198	0.82	142	71.7	116	113	204	0.85	114	55.9	90	84
Northern DMR	592	2.33	201	34.0	147	144	308	1.21	185	60.1	130	129
South Central DMR	256	0.99	190	74.2	154	151	218	0.82	136	62.4	100	98
Southern DMR	141	1.90	92	65.2	60	58	147	1.95	86	58.5	59	57
Western DMR	197	0.87	126	64.0	87	85	255	1.13	175	68.6	127	123
<b>Northern Region</b>	<b>330</b>	<b>0.98</b>	<b>207</b>	<b>62.7</b>	<b>161</b>	<b>158</b>	<b>300</b>	<b>0.87</b>	<b>163</b>	<b>54.3</b>	<b>114</b>	<b>109</b>
Cavan/Monaghan	109	0.92	93	85.3	82	80	133	1.09	83	62.4	59	54
Donegal	160	1.15	95	59.4	66	65	88	0.62	30	34.1	18	18
Sligo/Leitrim	61	0.79	19	31.1	13	13	79	1.00	50	63.3	37	37
<b>South Eastern Region</b>	<b>588</b>	<b>1.19</b>	<b>467</b>	<b>79.4</b>	<b>286</b>	<b>280</b>	<b>503</b>	<b>1.00</b>	<b>413</b>	<b>82.1</b>	<b>261</b>	<b>258</b>
Tipperary	120	0.82	91	75.8	61	60	96	0.65	70	72.9	42	40
Waterford/Kilkenny	300	1.71	268	89.3	172	169	274	1.54	253	92.3	173	172
Wexford/Wicklow	168	0.98	108	64.3	53	51	133	0.76	90	67.7	46	46
<b>Southern Region</b>	<b>735</b>	<b>0.95</b>	<b>503</b>	<b>68.4</b>	<b>387</b>	<b>387</b>	<b>622</b>	<b>0.79</b>	<b>481</b>	<b>77.3</b>	<b>308</b>	<b>301</b>
Cork City	248	1.18	180	72.6	148	148	222	1.05	184	82.9	149	146
Cork North	123	0.96	86	69.9	74	74	96	0.73	82	85.4	49	48
Cork West	96	0.77	72	75.0	62	62	51	0.40	38	74.5	15	15
Kerry	57	0.44	42	73.7	19	19	72	0.55	64	88.9	20	20
Limerick	211	1.16	123	58.3	84	84	181	0.99	113	62.4	75	72
<b>Western Region</b>	<b>420</b>	<b>0.86</b>	<b>241</b>	<b>57.4</b>	<b>210</b>	<b>210</b>	<b>335</b>	<b>0.68</b>	<b>222</b>	<b>66.3</b>	<b>155</b>	<b>154</b>
Clare	102	1.00	31	30.4	23	23	90	0.87	62	68.9	40	40
Galway West	120	0.72	73	60.8	66	66	98	0.58	71	72.4	52	51
Mayo	94	0.75	47	50.0	40	40	93	0.74	53	57.0	34	34
Roscommon/Galway East	104	1.08	90	86.5	81	81	54	0.56	36	66.7	29	29

**Table 3.37b Incidents recorded of *Fraud, deception and related offences (ICCS 09)*, incidents per 1,000 population, detection and proceedings, 2005 and 2006**

	2005						2006					
	Recorded	Per 1,000 population	Detected	Detection Rate (%)	With any Proceedings	With relevant Proceedings	Recorded	Per 1,000 population	Detected	Detection Rate (%)	With any Proceedings	With relevant Proceedings
<b>State</b>	<b>4,018</b>	<b>0.97</b>	<b>2,367</b>	<b>58.9</b>	<b>1,571</b>	<b>1,531</b>	<b>4,167</b>	<b>0.98</b>	<b>2,170</b>	<b>52.1</b>	<b>1,163</b>	<b>1,117</b>
<b>Eastern Region</b>	<b>613</b>	<b>0.79</b>	<b>431</b>	<b>70.3</b>	<b>273</b>	<b>271</b>	<b>640</b>	<b>0.79</b>	<b>337</b>	<b>52.7</b>	<b>213</b>	<b>205</b>
Carlow/Kildare	178	0.80	132	74.2	55	54	171	0.74	90	52.6	58	57
Laois/Offaly	123	0.95	108	87.8	84	84	82	0.61	61	74.4	33	30
Longford/Westmeath	77	0.64	37	48.1	29	29	117	0.95	55	47.0	34	32
Louth/Meath	235	0.76	154	65.5	105	104	270	0.83	131	48.5	88	86
<b>Dublin Metropolitan Region</b>	<b>1,632</b>	<b>1.38</b>	<b>745</b>	<b>45.6</b>	<b>533</b>	<b>514</b>	<b>1,928</b>	<b>1.60</b>	<b>883</b>	<b>45.8</b>	<b>460</b>	<b>438</b>
Eastern DMR	193	1.74	69	35.8	54	52	155	1.33	47	30.3	28	28
North Central DMR	282	1.18	104	36.9	76	76	344	1.47	158	45.9	101	90
Northern DMR	371	1.44	243	65.5	200	192	459	1.76	332	72.3	112	107
South Central DMR	329	1.21	138	41.9	78	76	425	1.49	123	28.9	83	81
Southern DMR	205	2.67	76	37.1	55	50	236	2.97	105	44.5	54	53
Western DMR	252	1.11	115	45.6	70	68	309	1.34	118	38.2	82	79
<b>Northern Region</b>	<b>335</b>	<b>0.96</b>	<b>201</b>	<b>60.0</b>	<b>159</b>	<b>156</b>	<b>340</b>	<b>0.95</b>	<b>200</b>	<b>58.8</b>	<b>110</b>	<b>107</b>
Cavan/Monaghan	128	1.03	103	80.5	85	83	128	1.01	92	71.9	55	55
Donegal	143	0.99	58	40.6	42	42	113	0.77	51	45.1	22	19
Sligo/Leitrim	64	0.80	40	62.5	32	31	99	1.21	57	57.6	33	33
<b>South Eastern Region</b>	<b>439</b>	<b>0.86</b>	<b>335</b>	<b>76.3</b>	<b>175</b>	<b>165</b>	<b>289</b>	<b>0.55</b>	<b>191</b>	<b>66.1</b>	<b>81</b>	<b>79</b>
Tipperary	91	0.61	65	71.4	45	38	55	0.36	44	80.0	18	18
Waterford/Kilkenny	137	0.76	97	70.8	43	41	109	0.59	65	59.6	35	33
Wexford/Wicklow	211	1.17	173	82.0	87	86	125	0.67	82	65.6	28	28
<b>Southern Region</b>	<b>700</b>	<b>0.87</b>	<b>486</b>	<b>69.4</b>	<b>317</b>	<b>313</b>	<b>643</b>	<b>0.79</b>	<b>409</b>	<b>63.6</b>	<b>204</b>	<b>195</b>
Cork City	227	1.06	163	71.8	109	108	191	0.88	103	53.9	55	54
Cork North	98	0.71	64	65.3	55	55	105	0.74	80	76.2	43	40
Cork West	98	0.76	79	80.6	64	64	88	0.67	70	79.5	33	31
Kerry	30	0.22	20	66.7	8	8	98	0.72	57	58.2	28	28
Limerick	247	1.32	160	64.8	81	78	161	0.85	99	61.5	45	42
<b>Western Region</b>	<b>299</b>	<b>0.59</b>	<b>169</b>	<b>56.5</b>	<b>114</b>	<b>112</b>	<b>327</b>	<b>0.63</b>	<b>150</b>	<b>45.9</b>	<b>95</b>	<b>93</b>
Clare	78	0.74	50	64.1	21	21	57	0.53	28	49.1	17	17
Galway West	96	0.55	50	52.1	37	37	137	0.76	41	29.9	31	29
Mayo	73	0.57	40	54.8	30	28	71	0.55	44	62.0	26	26
Roscommon/Galway East	52	0.53	29	55.8	26	26	62	0.62	37	59.7	21	21

Table 3.38a Incidents recorded of *Importation of drugs* (ICCS 1011), incidents per 1,000 population, detection and proceedings, 2003 and 2004

	2003						2004					
	Recorded	Per 1,000 population	Detected	Detection Rate (%)	With any Proceedings	With relevant Proceedings	Recorded	Per 1,000 population	Detected	Detection Rate (%)	With any Proceedings	With relevant Proceedings
<b>State</b>	<b>36</b>	<b>0.01</b>	<b>30</b>	<b>83.3</b>	<b>24</b>	<b>24</b>	<b>36</b>	<b>0.01</b>	<b>32</b>	<b>88.9</b>	<b>27</b>	<b>27</b>
<b>Eastern Region</b>	<b>3</b>	<b>0.00</b>	<b>2</b>	<b>66.7</b>	<b>1</b>	<b>1</b>	<b>2</b>	<b>0.00</b>	<b>1</b>	<b>50.0</b>	<b>1</b>	<b>1</b>
Carlow/Kildare	2	0.01	1	50.0	1	1	1	0.00	0	0.0	0	0
Laois/Offaly	1	0.01	1	100.0	0	0	0	0.00	0	N/A	0	0
Longford/Westmeath	0	0.00	0	N/A	0	0	1	0.01	1	100.0	1	1
Louth/Meath	0	0.00	0	N/A	0	0	0	0.00	0	N/A	0	0
<b>Dublin Metropolitan Region</b>	<b>23</b>	<b>0.02</b>	<b>22</b>	<b>95.7</b>	<b>19</b>	<b>19</b>	<b>26</b>	<b>0.02</b>	<b>25</b>	<b>96.2</b>	<b>21</b>	<b>21</b>
Eastern DMR	0	0.00	0	N/A	0	0	0	0.00	0	N/A	0	0
North Central DMR	0	0.00	0	N/A	0	0	2	0.01	1	50.0	0	0
Northern DMR	21	0.08	20	95.2	18	18	23	0.09	23	100.0	21	21
South Central DMR	0	0.00	0	N/A	0	0	0	0.00	0	N/A	0	0
Southern DMR	2	0.03	2	100.0	1	1	0	0.00	0	N/A	0	0
Western DMR	0	0.00	0	N/A	0	0	1	0.00	1	100.0	0	0
<b>Northern Region</b>	<b>1</b>	<b>0.00</b>	<b>0</b>	<b>0.0</b>	<b>0</b>	<b>0</b>	<b>1</b>	<b>0.00</b>	<b>0</b>	<b>0.0</b>	<b>0</b>	<b>0</b>
Cavan/Monaghan	0	0.00	0	N/A	0	0	0	0.00	0	N/A	0	0
Donegal	1	0.01	0	0.0	0	0	1	0.01	0	0.0	0	0
Sligo/Leitrim	0	0.00	0	N/A	0	0	0	0.00	0	N/A	0	0
<b>South Eastern Region</b>	<b>4</b>	<b>0.01</b>	<b>2</b>	<b>50.0</b>	<b>2</b>	<b>2</b>	<b>3</b>	<b>0.01</b>	<b>3</b>	<b>100.0</b>	<b>2</b>	<b>2</b>
Tipperary	0	0.00	0	N/A	0	0	1	0.01	1	100.0	1	1
Waterford/Kilkenny	1	0.01	0	0.0	0	0	0	0.00	0	N/A	0	0
Wexford/Wicklow	3	0.02	2	66.7	2	2	2	0.01	2	100.0	1	1
<b>Southern Region</b>	<b>0</b>	<b>0.00</b>	<b>0</b>	<b>N/A</b>	<b>0</b>	<b>0</b>	<b>1</b>	<b>0.00</b>	<b>0</b>	<b>0.0</b>	<b>0</b>	<b>0</b>
Cork City	0	0.00	0	N/A	0	0	0	0.00	0	N/A	0	0
Cork North	0	0.00	0	N/A	0	0	0	0.00	0	N/A	0	0
Cork West	0	0.00	0	N/A	0	0	0	0.00	0	N/A	0	0
Kerry	0	0.00	0	N/A	0	0	0	0.00	0	N/A	0	0
Limerick	0	0.00	0	N/A	0	0	1	0.01	0	0.0	0	0
<b>Western Region</b>	<b>5</b>	<b>0.01</b>	<b>4</b>	<b>80.0</b>	<b>2</b>	<b>2</b>	<b>3</b>	<b>0.01</b>	<b>3</b>	<b>100.0</b>	<b>3</b>	<b>3</b>
Clare	1	0.01	1	100.0	0	0	0	0.00	0	N/A	0	0
Galway West	2	0.01	2	100.0	1	1	3	0.02	3	100.0	3	3
Mayo	1	0.01	1	100.0	1	1	0	0.00	0	N/A	0	0
Roscommon/Galway East	1	0.01	0	0.0	0	0	0	0.00	0	N/A	0	0

Table 3.38b Incidents recorded of *Importation of drugs* (ICCS 1011), incidents per 1,000 population, detection and proceedings, 2005 and 2006

	2005						2006					
	Recorded	Per 1,000 population	Detected	Detection Rate (%)	With any Proceedings	With relevant Proceedings	Recorded	Per 1,000 population	Detected	Detection Rate (%)	With any Proceedings	With relevant Proceedings
<b>State</b>	<b>36</b>	<b>0.01</b>	<b>33</b>	<b>91.7</b>	<b>29</b>	<b>29</b>	<b>43</b>	<b>0.01</b>	<b>41</b>	<b>95.3</b>	<b>32</b>	<b>32</b>
<b>Eastern Region</b>	<b>0</b>	<b>0.00</b>	<b>0</b>	<b>N/A</b>	<b>0</b>	<b>0</b>	<b>2</b>	<b>0.00</b>	<b>2</b>	<b>100.0</b>	<b>0</b>	<b>0</b>
Carlow/Kildare	0	0.00	0	N/A	0	0	1	0.00	1	100.0	0	0
Laois/Offaly	0	0.00	0	N/A	0	0	1	0.01	1	100.0	0	0
Longford/Westmeath	0	0.00	0	N/A	0	0	0	0.00	0	N/A	0	0
Louth/Meath	0	0.00	0	N/A	0	0	0	0.00	0	N/A	0	0
<b>Dublin Metropolitan Region</b>	<b>31</b>	<b>0.03</b>	<b>31</b>	<b>100.0</b>	<b>28</b>	<b>28</b>	<b>35</b>	<b>0.03</b>	<b>34</b>	<b>97.1</b>	<b>30</b>	<b>30</b>
Eastern DMR	0	0.00	0	N/A	0	0	0	0.00	0	N/A	0	0
North Central DMR	2	0.01	2	100.0	1	1	1	0.00	1	100.0	0	0
Northern DMR	29	0.11	29	100.0	27	27	32	0.12	32	100.0	29	29
South Central DMR	0	0.00	0	N/A	0	0	1	0.00	0	0.0	0	0
Southern DMR	0	0.00	0	N/A	0	0	0	0.00	0	N/A	0	0
Western DMR	0	0.00	0	N/A	0	0	1	0.00	1	100.0	1	1
<b>Northern Region</b>	<b>1</b>	<b>0.00</b>	<b>0</b>	<b>0.0</b>	<b>0</b>	<b>0</b>	<b>2</b>	<b>0.01</b>	<b>2</b>	<b>100.0</b>	<b>0</b>	<b>0</b>
Cavan/Monaghan	0	0.00	0	N/A	0	0	0	0.00	0	N/A	0	0
Donegal	1	0.01	0	0.0	0	0	2	0.01	2	100.0	0	0
Sligo/Leitrim	0	0.00	0	N/A	0	0	0	0.00	0	N/A	0	0
<b>South Eastern Region</b>	<b>0</b>	<b>0.00</b>	<b>0</b>	<b>N/A</b>	<b>0</b>	<b>0</b>	<b>2</b>	<b>0.00</b>	<b>2</b>	<b>100.0</b>	<b>1</b>	<b>1</b>
Tipperary	0	0.00	0	N/A	0	0	1	0.01	1	100.0	0	0
Waterford/Kilkenny	0	0.00	0	N/A	0	0	0	0.00	0	N/A	0	0
Wexford/Wicklow	0	0.00	0	N/A	0	0	1	0.01	1	100.0	1	1
<b>Southern Region</b>	<b>2</b>	<b>0.00</b>	<b>1</b>	<b>50.0</b>	<b>1</b>	<b>1</b>	<b>2</b>	<b>0.00</b>	<b>1</b>	<b>50.0</b>	<b>1</b>	<b>1</b>
Cork City	0	0.00	0	N/A	0	0	0	0.00	0	N/A	0	0
Cork North	0	0.00	0	N/A	0	0	1	0.01	1	100.0	1	1
Cork West	0	0.00	0	N/A	0	0	0	0.00	0	N/A	0	0
Kerry	0	0.00	0	N/A	0	0	1	0.01	0	0.0	0	0
Limerick	2	0.01	1	50.0	1	1	0	0.00	0	N/A	0	0
<b>Western Region</b>	<b>2</b>	<b>0.00</b>	<b>1</b>	<b>50.0</b>	<b>0</b>	<b>0</b>	<b>0</b>	<b>0.00</b>	<b>0</b>	<b>N/A</b>	<b>0</b>	<b>0</b>
Clare	0	0.00	0	N/A	0	0	0	0.00	0	N/A	0	0
Galway West	2	0.01	1	50.0	0	0	0	0.00	0	N/A	0	0
Mayo	0	0.00	0	N/A	0	0	0	0.00	0	N/A	0	0
Roscommon/Galway East	0	0.00	0	N/A	0	0	0	0.00	0	N/A	0	0

**Table 3.39a Incidents recorded of *Cultivation or manufacture of drugs* (ICCS 1012), incidents per 1,000 population, detection and proceedings, 2003 and 2004**

	2003						2004					
	Recorded	Per 1,000 population	Detected	Detection Rate (%)	With any Proceedings	With relevant Proceedings	Recorded	Per 1,000 population	Detected	Detection Rate (%)	With any Proceedings	With relevant Proceedings
<b>State</b>	<b>72</b>	<b>0.02</b>	<b>72</b>	<b>100.0</b>	<b>50</b>	<b>50</b>	<b>38</b>	<b>0.01</b>	<b>38</b>	<b>100.0</b>	<b>32</b>	<b>32</b>
<b>Eastern Region</b>	<b>5</b>	<b>0.01</b>	<b>5</b>	<b>100.0</b>	<b>4</b>	<b>4</b>	<b>2</b>	<b>0.00</b>	<b>2</b>	<b>100.0</b>	<b>2</b>	<b>2</b>
Carlow/Kildare	1	0.00	1	100.0	1	1	0	0.00	0	N/A	0	0
Laois/Offaly	0	0.00	0	N/A	0	0	1	0.01	1	100.0	1	1
Longford/Westmeath	2	0.02	2	100.0	1	1	0	0.00	0	N/A	0	0
Louth/Meath	2	0.01	2	100.0	2	2	1	0.00	1	100.0	1	1
<b>Dublin Metropolitan Region</b>	<b>6</b>	<b>0.01</b>	<b>6</b>	<b>100.0</b>	<b>2</b>	<b>2</b>	<b>7</b>	<b>0.01</b>	<b>7</b>	<b>100.0</b>	<b>5</b>	<b>5</b>
Eastern DMR	1	0.01	1	100.0	1	1	1	0.01	1	100.0	1	1
North Central DMR	1	0.00	1	100.0	0	0	1	0.00	1	100.0	1	1
Northern DMR	0	0.00	0	N/A	0	0	2	0.01	2	100.0	1	1
South Central DMR	0	0.00	0	N/A	0	0	1	0.00	1	100.0	1	1
Southern DMR	3	0.04	3	100.0	1	1	2	0.03	2	100.0	1	1
Western DMR	1	0.00	1	100.0	0	0	0	0.00	0	N/A	0	0
<b>Northern Region</b>	<b>5</b>	<b>0.01</b>	<b>5</b>	<b>100.0</b>	<b>4</b>	<b>4</b>	<b>1</b>	<b>0.00</b>	<b>1</b>	<b>100.0</b>	<b>1</b>	<b>1</b>
Cavan/Monaghan	0	0.00	0	N/A	0	0	0	0.00	0	N/A	0	0
Donegal	3	0.02	3	100.0	2	2	1	0.01	1	100.0	1	1
Sligo/Leitrim	2	0.03	2	100.0	2	2	0	0.00	0	N/A	0	0
<b>South Eastern Region</b>	<b>16</b>	<b>0.03</b>	<b>16</b>	<b>100.0</b>	<b>13</b>	<b>13</b>	<b>5</b>	<b>0.01</b>	<b>5</b>	<b>100.0</b>	<b>5</b>	<b>5</b>
Tipperary	7	0.05	7	100.0	5	5	0	0.00	0	N/A	0	0
Waterford/Kilkenny	6	0.03	6	100.0	5	5	1	0.01	1	100.0	1	1
Wexford/Wicklow	3	0.02	3	100.0	3	3	4	0.02	4	100.0	4	4
<b>Southern Region</b>	<b>23</b>	<b>0.03</b>	<b>23</b>	<b>100.0</b>	<b>17</b>	<b>17</b>	<b>12</b>	<b>0.02</b>	<b>12</b>	<b>100.0</b>	<b>9</b>	<b>9</b>
Cork City	2	0.01	2	100.0	1	1	3	0.01	3	100.0	2	2
Cork North	2	0.02	2	100.0	1	1	1	0.01	1	100.0	1	1
Cork West	11	0.09	11	100.0	7	7	3	0.02	3	100.0	3	3
Kerry	4	0.03	4	100.0	4	4	2	0.02	2	100.0	0	0
Limerick	4	0.02	4	100.0	4	4	3	0.02	3	100.0	3	3
<b>Western Region</b>	<b>17</b>	<b>0.03</b>	<b>17</b>	<b>100.0</b>	<b>10</b>	<b>10</b>	<b>11</b>	<b>0.02</b>	<b>11</b>	<b>100.0</b>	<b>10</b>	<b>10</b>
Clare	2	0.02	2	100.0	0	0	6	0.06	6	100.0	6	6
Galway West	11	0.07	11	100.0	6	6	4	0.02	4	100.0	3	3
Mayo	4	0.03	4	100.0	4	4	0	0.00	0	N/A	0	0
Roscommon/Galway East	0	0.00	0	N/A	0	0	1	0.01	1	100.0	1	1



Table 3.39b Incidents recorded of *Cultivation or manufacture of drugs* (ICCS 1012), incidents per 1,000 population, detection and proceedings, 2005 and 2006

	2005						2006					
	Recorded	Per 1,000 population	Detected	Detection Rate (%)	With any Proceedings	With relevant Proceedings	Recorded	Per 1,000 population	Detected	Detection Rate (%)	With any Proceedings	With relevant Proceedings
<b>State</b>	<b>50</b>	<b>0.01</b>	<b>50</b>	<b>100.0</b>	<b>29</b>	<b>29</b>	<b>92</b>	<b>0.02</b>	<b>92</b>	<b>100.0</b>	<b>54</b>	<b>54</b>
<b>Eastern Region</b>	<b>5</b>	<b>0.01</b>	<b>5</b>	<b>100.0</b>	<b>3</b>	<b>3</b>	<b>17</b>	<b>0.02</b>	<b>17</b>	<b>100.0</b>	<b>12</b>	<b>12</b>
Carlow/Kildare	0	0.00	0	N/A	0	0	8	0.03	8	100.0	6	6
Laois/Offaly	1	0.01	1	100.0	1	1	2	0.01	2	100.0	2	2
Longford/Westmeath	1	0.01	1	100.0	1	1	2	0.02	2	100.0	0	0
Louth/Meath	3	0.01	3	100.0	1	1	5	0.02	5	100.0	4	4
<b>Dublin Metropolitan Region</b>	<b>8</b>	<b>0.01</b>	<b>8</b>	<b>100.0</b>	<b>5</b>	<b>5</b>	<b>14</b>	<b>0.01</b>	<b>14</b>	<b>100.0</b>	<b>6</b>	<b>6</b>
Eastern DMR	2	0.02	2	100.0	1	1	6	0.05	6	100.0	4	4
North Central DMR	1	0.00	1	100.0	1	1	0	0.00	0	N/A	0	0
Northern DMR	3	0.01	3	100.0	1	1	3	0.01	3	100.0	1	1
South Central DMR	1	0.00	1	100.0	1	1	2	0.01	2	100.0	0	0
Southern DMR	0	0.00	0	N/A	0	0	2	0.03	2	100.0	1	1
Western DMR	1	0.00	1	100.0	1	1	1	0.00	1	100.0	0	0
<b>Northern Region</b>	<b>4</b>	<b>0.01</b>	<b>4</b>	<b>100.0</b>	<b>2</b>	<b>2</b>	<b>7</b>	<b>0.02</b>	<b>7</b>	<b>100.0</b>	<b>6</b>	<b>6</b>
Cavan/Monaghan	1	0.01	1	100.0	1	1	2	0.02	2	100.0	2	2
Donegal	2	0.01	2	100.0	1	1	2	0.01	2	100.0	2	2
Sligo/Leitrim	1	0.01	1	100.0	0	0	3	0.04	3	100.0	2	2
<b>South Eastern Region</b>	<b>11</b>	<b>0.02</b>	<b>11</b>	<b>100.0</b>	<b>7</b>	<b>7</b>	<b>16</b>	<b>0.03</b>	<b>16</b>	<b>100.0</b>	<b>12</b>	<b>12</b>
Tipperary	2	0.01	2	100.0	0	0	4	0.03	4	100.0	2	2
Waterford/Kilkenny	6	0.03	6	100.0	4	4	4	0.02	4	100.0	3	3
Wexford/Wicklow	3	0.02	3	100.0	3	3	8	0.04	8	100.0	7	7
<b>Southern Region</b>	<b>9</b>	<b>0.01</b>	<b>9</b>	<b>100.0</b>	<b>6</b>	<b>6</b>	<b>24</b>	<b>0.03</b>	<b>24</b>	<b>100.0</b>	<b>10</b>	<b>10</b>
Cork City	1	0.00	1	100.0	0	0	9	0.04	9	100.0	4	4
Cork North	2	0.01	2	100.0	2	2	4	0.03	4	100.0	2	2
Cork West	1	0.01	1	100.0	1	1	7	0.05	7	100.0	3	3
Kerry	3	0.02	3	100.0	2	2	4	0.03	4	100.0	1	1
Limerick	2	0.01	2	100.0	1	1	0	0.00	0	N/A	0	0
<b>Western Region</b>	<b>13</b>	<b>0.03</b>	<b>13</b>	<b>100.0</b>	<b>6</b>	<b>6</b>	<b>14</b>	<b>0.03</b>	<b>14</b>	<b>100.0</b>	<b>8</b>	<b>8</b>
Clare	3	0.03	3	100.0	0	0	3	0.03	3	100.0	3	3
Galway West	10	0.06	10	100.0	6	6	8	0.04	8	100.0	3	3
Mayo	0	0.00	0	N/A	0	0	2	0.02	2	100.0	1	1
Roscommon/Galway East	0	0.00	0	N/A	0	0	1	0.01	1	100.0	1	1

**Table 3.40a Incidents recorded of *Possession of drugs for sale or supply* (ICCS 1021), incidents per 1,000 population, detection and proceedings, 2003 and 2004**

	2003						2004					
	Recorded	Per 1,000 population	Detected	Detection Rate (%)	With any Proceedings	With relevant Proceedings	Recorded	Per 1,000 population	Detected	Detection Rate (%)	With any Proceedings	With relevant Proceedings
<b>State</b>	<b>2,322</b>	<b>0.58</b>	<b>2,322</b>	<b>100.0</b>	<b>1,720</b>	<b>1,715</b>	<b>2,199</b>	<b>0.54</b>	<b>2,199</b>	<b>100.0</b>	<b>1,659</b>	<b>1,654</b>
<b>Eastern Region</b>	<b>280</b>	<b>0.38</b>	<b>280</b>	<b>100.0</b>	<b>215</b>	<b>214</b>	<b>278</b>	<b>0.37</b>	<b>278</b>	<b>100.0</b>	<b>213</b>	<b>211</b>
Carlow/Kildare	82	0.39	82	100.0	64	63	84	0.39	84	100.0	67	67
Laois/Offaly	85	0.69	85	100.0	65	65	90	0.71	90	100.0	69	68
Longford/Westmeath	52	0.46	52	100.0	41	41	54	0.46	54	100.0	40	39
Louth/Meath	61	0.21	61	100.0	45	45	50	0.17	50	100.0	37	37
<b>Dublin Metropolitan Region</b>	<b>1,179</b>	<b>1.02</b>	<b>1,179</b>	<b>100.0</b>	<b>860</b>	<b>856</b>	<b>1,142</b>	<b>0.98</b>	<b>1,142</b>	<b>100.0</b>	<b>849</b>	<b>846</b>
Eastern DMR	104	0.99	104	100.0	77	77	71	0.66	71	100.0	57	57
North Central DMR	216	0.89	216	100.0	159	158	225	0.94	225	100.0	161	161
Northern DMR	186	0.73	186	100.0	138	138	147	0.58	147	100.0	97	97
South Central DMR	271	1.05	271	100.0	190	187	334	1.26	334	100.0	259	257
Southern DMR	144	1.94	144	100.0	108	108	123	1.63	123	100.0	97	97
Western DMR	258	1.15	258	100.0	188	188	242	1.07	242	100.0	178	177
<b>Northern Region</b>	<b>131</b>	<b>0.39</b>	<b>131</b>	<b>100.0</b>	<b>91</b>	<b>91</b>	<b>110</b>	<b>0.32</b>	<b>110</b>	<b>100.0</b>	<b>89</b>	<b>89</b>
Cavan/Monaghan	56	0.47	56	100.0	42	42	45	0.37	45	100.0	35	35
Donegal	42	0.30	42	100.0	24	24	40	0.28	40	100.0	33	33
Sligo/Leitrim	33	0.42	33	100.0	25	25	25	0.32	25	100.0	21	21
<b>South Eastern Region</b>	<b>300</b>	<b>0.61</b>	<b>300</b>	<b>100.0</b>	<b>232</b>	<b>232</b>	<b>237</b>	<b>0.47</b>	<b>237</b>	<b>100.0</b>	<b>179</b>	<b>179</b>
Tipperary	72	0.49	72	100.0	59	59	65	0.44	65	100.0	50	50
Waterford/Kilkenny	183	1.05	183	100.0	137	137	127	0.71	127	100.0	93	93
Wexford/Wicklow	45	0.26	45	100.0	36	36	45	0.26	45	100.0	36	36
<b>Southern Region</b>	<b>312</b>	<b>0.40</b>	<b>312</b>	<b>100.0</b>	<b>234</b>	<b>234</b>	<b>328</b>	<b>0.42</b>	<b>328</b>	<b>100.0</b>	<b>258</b>	<b>258</b>
Cork City	117	0.56	117	100.0	98	98	118	0.56	118	100.0	90	90
Cork North	41	0.32	41	100.0	29	29	50	0.38	50	100.0	39	39
Cork West	37	0.30	37	100.0	30	30	23	0.18	23	100.0	18	18
Kerry	51	0.39	51	100.0	25	25	40	0.30	40	100.0	31	31
Limerick	66	0.36	66	100.0	52	52	97	0.53	97	100.0	80	80
<b>Western Region</b>	<b>120</b>	<b>0.25</b>	<b>120</b>	<b>100.0</b>	<b>88</b>	<b>88</b>	<b>104</b>	<b>0.21</b>	<b>104</b>	<b>100.0</b>	<b>71</b>	<b>71</b>
Clare	35	0.34	35	100.0	26	26	27	0.26	27	100.0	19	19
Galway West	39	0.23	39	100.0	25	25	48	0.28	48	100.0	28	28
Mayo	22	0.18	22	100.0	16	16	13	0.10	13	100.0	11	11
Roscommon/Galway East	24	0.25	24	100.0	21	21	16	0.17	16	100.0	13	13

**Table 3.40b Incidents recorded of *Possession of drugs for sale or supply* (ICCS 1021), incidents per 1,000 population, detection and proceedings, 2005 and 2006**

	2005						2006					
	Recorded	Per 1,000 population	Detected	Detection Rate (%)	With any Proceedings	With relevant Proceedings	Recorded	Per 1,000 population	Detected	Detection Rate (%)	With any Proceedings	With relevant Proceedings
<b>State</b>	<b>2,665</b>	<b>0.64</b>	<b>2,664</b>	<b>100.0</b>	<b>1,994</b>	<b>1,983</b>	<b>3,025</b>	<b>0.71</b>	<b>3,025</b>	<b>100.0</b>	<b>2,307</b>	<b>2,291</b>
<b>Eastern Region</b>	<b>343</b>	<b>0.44</b>	<b>343</b>	<b>100.0</b>	<b>269</b>	<b>269</b>	<b>368</b>	<b>0.45</b>	<b>368</b>	<b>100.0</b>	<b>277</b>	<b>276</b>
Carlow/Kildare	113	0.51	113	100.0	80	80	111	0.48	111	100.0	79	79
Laois/Offaly	99	0.76	99	100.0	84	84	118	0.88	118	100.0	101	100
Longford/Westmeath	63	0.53	63	100.0	44	44	57	0.46	57	100.0	36	36
Louth/Meath	68	0.22	68	100.0	61	61	82	0.25	82	100.0	61	61
<b>Dublin Metropolitan Region</b>	<b>1,406</b>	<b>1.19</b>	<b>1,406</b>	<b>100.0</b>	<b>1,037</b>	<b>1,027</b>	<b>1,665</b>	<b>1.38</b>	<b>1,665</b>	<b>100.0</b>	<b>1,268</b>	<b>1,254</b>
Eastern DMR	140	1.26	140	100.0	99	99	124	1.06	124	100.0	104	103
North Central DMR	271	1.14	271	100.0	208	207	305	1.30	305	100.0	220	214
Northern DMR	215	0.83	215	100.0	161	160	237	0.91	237	100.0	175	174
South Central DMR	337	1.24	337	100.0	270	264	450	1.58	450	100.0	365	361
Southern DMR	157	2.04	157	100.0	116	115	141	1.78	141	100.0	95	95
Western DMR	286	1.26	286	100.0	183	182	408	1.77	408	100.0	309	307
<b>Northern Region</b>	<b>106</b>	<b>0.30</b>	<b>105</b>	<b>99.1</b>	<b>85</b>	<b>85</b>	<b>131</b>	<b>0.37</b>	<b>131</b>	<b>100.0</b>	<b>111</b>	<b>111</b>
Cavan/Monaghan	51	0.41	51	100.0	41	41	64	0.50	64	100.0	51	51
Donegal	27	0.19	27	100.0	22	22	47	0.32	47	100.0	43	43
Sligo/Leitrim	28	0.35	27	96.4	22	22	20	0.24	20	100.0	17	17
<b>South Eastern Region</b>	<b>292</b>	<b>0.57</b>	<b>292</b>	<b>100.0</b>	<b>218</b>	<b>218</b>	<b>302</b>	<b>0.57</b>	<b>302</b>	<b>100.0</b>	<b>236</b>	<b>235</b>
Tipperary	59	0.39	59	100.0	40	40	83	0.54	83	100.0	57	56
Waterford/Kilkenny	150	0.83	150	100.0	112	112	147	0.79	147	100.0	124	124
Wexford/Wicklow	83	0.46	83	100.0	66	66	72	0.38	72	100.0	55	55
<b>Southern Region</b>	<b>421</b>	<b>0.53</b>	<b>421</b>	<b>100.0</b>	<b>315</b>	<b>314</b>	<b>417</b>	<b>0.51</b>	<b>417</b>	<b>100.0</b>	<b>310</b>	<b>310</b>
Cork City	129	0.60	129	100.0	104	104	175	0.81	175	100.0	128	128
Cork North	51	0.37	51	100.0	36	36	52	0.36	52	100.0	36	36
Cork West	36	0.28	36	100.0	26	26	22	0.17	22	100.0	18	18
Kerry	70	0.52	70	100.0	40	40	64	0.47	64	100.0	43	43
Limerick	135	0.72	135	100.0	109	108	104	0.55	104	100.0	85	85
<b>Western Region</b>	<b>97</b>	<b>0.19</b>	<b>97</b>	<b>100.0</b>	<b>70</b>	<b>70</b>	<b>142</b>	<b>0.27</b>	<b>142</b>	<b>100.0</b>	<b>105</b>	<b>105</b>
Clare	30	0.28	30	100.0	20	20	48	0.45	48	100.0	37	37
Galway West	31	0.18	31	100.0	19	19	50	0.28	50	100.0	33	33
Mayo	14	0.11	14	100.0	12	12	20	0.15	20	100.0	14	14
Roscommon/Galway East	22	0.22	22	100.0	19	19	24	0.24	24	100.0	21	21

**Table 3.41a Incidents recorded of Possession of drugs for personal use (ICCS 1022), incidents per 1,000 population, detection and proceedings, 2003 and 2004**

	2003						2004					
	Recorded	Per 1,000 population	Detected	Detection Rate (%)	With any Proceedings	With relevant Proceedings	Recorded	Per 1,000 population	Detected	Detection Rate (%)	With any Proceedings	With relevant Proceedings
<b>State</b>	<b>6,452</b>	<b>1.62</b>	<b>5,951</b>	<b>92.2</b>	<b>3,285</b>	<b>3,276</b>	<b>7,135</b>	<b>1.79</b>	<b>6,717</b>	<b>94.1</b>	<b>3,771</b>	<b>3,761</b>
<b>Eastern Region</b>	<b>1,090</b>	<b>1.49</b>	<b>961</b>	<b>88.2</b>	<b>543</b>	<b>542</b>	<b>1,194</b>	<b>1.63</b>	<b>1,157</b>	<b>96.9</b>	<b>781</b>	<b>780</b>
Carlow/Kildare	575	2.76	469	81.6	267	266	579	2.78	571	98.6	423	423
Laois/Offaly	161	1.31	151	93.8	98	98	265	2.16	261	98.5	185	185
Longford/Westmeath	104	0.91	100	96.2	70	70	86	0.76	83	96.5	55	55
Louth/Meath	250	0.87	241	96.4	108	108	264	0.92	242	91.7	118	117
<b>Dublin Metropolitan Region</b>	<b>1,691</b>	<b>1.46</b>	<b>1,553</b>	<b>91.8</b>	<b>616</b>	<b>610</b>	<b>1,920</b>	<b>1.66</b>	<b>1,806</b>	<b>94.1</b>	<b>730</b>	<b>725</b>
Eastern DMR	305	2.91	258	84.6	102	102	372	3.54	337	90.6	152	152
North Central DMR	143	0.59	124	86.7	60	60	170	0.70	155	91.2	73	73
Northern DMR	376	1.48	362	96.3	129	128	474	1.87	461	97.3	169	165
South Central DMR	152	0.59	143	94.1	75	74	200	0.77	188	94.0	103	103
Southern DMR	548	7.39	513	93.6	204	202	487	6.57	455	93.4	173	173
Western DMR	167	0.74	153	91.6	46	44	217	0.96	210	96.8	60	59
<b>Northern Region</b>	<b>469</b>	<b>1.40</b>	<b>448</b>	<b>95.5</b>	<b>282</b>	<b>282</b>	<b>367</b>	<b>1.09</b>	<b>343</b>	<b>93.5</b>	<b>203</b>	<b>202</b>
Cavan/Monaghan	136	1.15	134	98.5	96	96	131	1.11	123	93.9	74	74
Donegal	239	1.71	233	97.5	143	143	162	1.16	156	96.3	89	89
Sligo/Leitrim	94	1.21	81	86.2	43	43	74	0.95	64	86.5	40	39
<b>South Eastern Region</b>	<b>1,299</b>	<b>2.64</b>	<b>1,254</b>	<b>96.5</b>	<b>793</b>	<b>792</b>	<b>1,331</b>	<b>2.70</b>	<b>1,288</b>	<b>96.8</b>	<b>778</b>	<b>777</b>
Tipperary	327	2.23	302	92.4	164	164	273	1.86	252	92.3	126	126
Waterford/Kilkenny	724	4.13	709	97.9	466	465	805	4.60	787	97.8	510	510
Wexford/Wicklow	248	1.45	243	98.0	163	163	253	1.48	249	98.4	142	141
<b>Southern Region</b>	<b>1,419</b>	<b>1.83</b>	<b>1,267</b>	<b>89.3</b>	<b>790</b>	<b>790</b>	<b>1,748</b>	<b>2.26</b>	<b>1,571</b>	<b>89.9</b>	<b>957</b>	<b>955</b>
Cork City	438	2.08	423	96.6	258	258	615	2.92	593	96.4	334	334
Cork North	259	2.02	157	60.6	111	111	305	2.38	213	69.8	139	139
Cork West	266	2.14	259	97.4	169	169	174	1.40	162	93.1	97	96
Kerry	134	1.03	129	96.3	73	73	124	0.95	120	96.8	73	73
Limerick	322	1.77	299	92.9	179	179	530	2.92	483	91.1	314	313
<b>Western Region</b>	<b>484</b>	<b>0.99</b>	<b>468</b>	<b>96.7</b>	<b>261</b>	<b>260</b>	<b>575</b>	<b>1.18</b>	<b>552</b>	<b>96.0</b>	<b>322</b>	<b>322</b>
Clare	145	1.42	135	93.1	96	95	174	1.71	166	95.4	92	92
Galway West	235	1.41	234	99.6	110	110	274	1.65	269	98.2	149	149
Mayo	58	0.46	56	96.6	31	31	69	0.55	61	88.4	40	40
Roscommon/Galway East	46	0.48	43	93.5	24	24	58	0.60	56	96.6	41	41

**Table 3.41b Incidents recorded of Possession of drugs for personal use (ICCS 1022), incidents per 1,000 population, detection and proceedings, 2005 and 2006**

	2005						2006					
	Recorded	Per 1,000 population	Detected	Detection Rate (%)	With any Proceedings	With relevant Proceedings	Recorded	Per 1,000 population	Detected	Detection Rate (%)	With any Proceedings	With relevant Proceedings
<b>State</b>	<b>10,038</b>	<b>2.43</b>	<b>9,512</b>	<b>94.8</b>	<b>5,883</b>	<b>5,864</b>	<b>10,463</b>	<b>2.47</b>	<b>10,198</b>	<b>97.5</b>	<b>6,121</b>	<b>6,107</b>
<b>Eastern Region</b>	<b>1,908</b>	<b>2.44</b>	<b>1,864</b>	<b>97.7</b>	<b>1,346</b>	<b>1,344</b>	<b>1,775</b>	<b>2.18</b>	<b>1,740</b>	<b>98.0</b>	<b>1,117</b>	<b>1,117</b>
Carlow/Kildare	798	3.60	789	98.9	596	595	661	2.86	655	99.1	452	452
Laois/Offaly	679	5.24	669	98.5	521	520	489	3.65	481	98.4	311	311
Longford/Westmeath	150	1.26	145	96.7	89	89	282	2.29	271	96.1	150	150
Louth/Meath	281	0.91	261	92.9	140	140	343	1.05	333	97.1	204	204
<b>Dublin Metropolitan Region</b>	<b>3,185</b>	<b>2.69</b>	<b>3,011</b>	<b>94.5</b>	<b>1,543</b>	<b>1,534</b>	<b>3,415</b>	<b>2.83</b>	<b>3,354</b>	<b>98.2</b>	<b>1,728</b>	<b>1,717</b>
Eastern DMR	612	5.52	579	94.6	250	248	592	5.08	583	98.5	268	267
North Central DMR	324	1.36	278	85.8	146	146	359	1.53	334	93.0	194	193
Northern DMR	830	3.22	807	97.2	476	475	740	2.83	730	98.6	373	372
South Central DMR	204	0.75	188	92.2	114	110	397	1.39	392	98.7	225	224
Southern DMR	829	10.80	787	94.9	407	405	792	9.98	790	99.7	394	388
Western DMR	386	1.69	372	96.4	150	150	535	2.32	525	98.1	274	273
<b>Northern Region</b>	<b>508</b>	<b>1.46</b>	<b>468</b>	<b>92.1</b>	<b>275</b>	<b>275</b>	<b>647</b>	<b>1.81</b>	<b>621</b>	<b>96.0</b>	<b>391</b>	<b>391</b>
Cavan/Monaghan	201	1.62	190	94.5	137	137	227	1.78	225	99.1	156	156
Donegal	191	1.32	182	95.3	83	83	285	1.93	269	94.4	159	159
Sligo/Leitrim	116	1.44	96	82.8	55	55	135	1.64	127	94.1	76	76
<b>South Eastern Region</b>	<b>1,650</b>	<b>3.22</b>	<b>1,580</b>	<b>95.8</b>	<b>1,039</b>	<b>1,036</b>	<b>1,758</b>	<b>3.35</b>	<b>1,713</b>	<b>97.4</b>	<b>1,172</b>	<b>1,171</b>
Tipperary	308	2.05	270	87.7	171	170	409	2.68	394	96.3	234	234
Waterford/Kilkenny	838	4.62	812	96.9	582	581	851	4.59	824	96.8	629	628
Wexford/Wicklow	504	2.78	498	98.8	286	285	498	2.66	495	99.4	309	309
<b>Southern Region</b>	<b>2,181</b>	<b>2.72</b>	<b>2,017</b>	<b>92.5</b>	<b>1,321</b>	<b>1,318</b>	<b>2,066</b>	<b>2.53</b>	<b>2,010</b>	<b>97.3</b>	<b>1,239</b>	<b>1,237</b>
Cork City	608	2.84	580	95.4	330	330	685	3.16	660	96.4	404	404
Cork North	335	2.44	252	75.2	178	177	356	2.50	346	97.2	215	215
Cork West	403	3.12	398	98.8	277	276	239	1.81	237	99.2	149	148
Kerry	237	1.77	228	96.2	122	122	280	2.06	276	98.6	137	137
Limerick	598	3.21	559	93.5	414	413	506	2.67	491	97.0	334	333
<b>Western Region</b>	<b>606</b>	<b>1.19</b>	<b>572</b>	<b>94.4</b>	<b>359</b>	<b>357</b>	<b>802</b>	<b>1.54</b>	<b>760</b>	<b>94.8</b>	<b>474</b>	<b>474</b>
Clare	190	1.80	184	96.8	124	122	294	2.73	285	96.9	214	214
Galway West	259	1.47	245	94.6	134	134	319	1.76	293	91.8	127	127
Mayo	101	0.79	87	86.1	56	56	97	0.75	93	95.9	64	64
Roscommon/Galway East	56	0.57	56	100.0	45	45	92	0.91	89	96.7	69	69

Table 3.42a Incidents recorded of *Other Drug Offences* (ICCS 103), incidents per 1,000 population, detection and proceedings, 2003 and 2004

	2003						2004					
	Recorded	Per 1,000 population	Detected	Detection Rate (%)	With any Proceedings	With relevant Proceedings	Recorded	Per 1,000 population	Detected	Detection Rate (%)	With any Proceedings	With relevant Proceedings
<b>State</b>	<b>376</b>	<b>0.09</b>	<b>362</b>	<b>96.3</b>	<b>262</b>	<b>259</b>	<b>460</b>	<b>0.11</b>	<b>445</b>	<b>96.7</b>	<b>331</b>	<b>324</b>
<b>Eastern Region</b>	<b>38</b>	<b>0.05</b>	<b>35</b>	<b>92.1</b>	<b>26</b>	<b>25</b>	<b>21</b>	<b>0.03</b>	<b>17</b>	<b>81.0</b>	<b>14</b>	<b>14</b>
Carlow/Kildare	18	0.09	18	100.0	14	14	5	0.02	5	100.0	3	3
Laois/Offaly	11	0.09	8	72.7	7	7	10	0.08	7	70.0	7	7
Longford/Westmeath	4	0.04	4	100.0	3	3	2	0.02	2	100.0	2	2
Louth/Meath	5	0.02	5	100.0	2	1	4	0.01	3	75.0	2	2
<b>Dublin Metropolitan Region</b>	<b>198</b>	<b>0.17</b>	<b>196</b>	<b>99.0</b>	<b>155</b>	<b>153</b>	<b>273</b>	<b>0.23</b>	<b>271</b>	<b>99.3</b>	<b>225</b>	<b>223</b>
Eastern DMR	18	0.17	17	94.4	16	16	37	0.34	36	97.3	28	27
North Central DMR	59	0.24	59	100.0	50	50	69	0.29	68	98.6	54	53
Northern DMR	22	0.09	22	100.0	14	14	41	0.16	41	100.0	33	33
South Central DMR	71	0.27	71	100.0	54	53	95	0.36	95	100.0	84	84
Southern DMR	15	0.20	14	93.3	11	11	15	0.20	15	100.0	10	10
Western DMR	13	0.06	13	100.0	10	9	16	0.07	16	100.0	16	16
<b>Northern Region</b>	<b>26</b>	<b>0.08</b>	<b>26</b>	<b>100.0</b>	<b>16</b>	<b>16</b>	<b>27</b>	<b>0.08</b>	<b>27</b>	<b>100.0</b>	<b>20</b>	<b>20</b>
Cavan/Monaghan	1	0.01	1	100.0	0	0	10	0.08	10	100.0	10	10
Donegal	23	0.16	23	100.0	14	14	11	0.08	11	100.0	5	5
Sligo/Leitrim	2	0.03	2	100.0	2	2	6	0.08	6	100.0	5	5
<b>South Eastern Region</b>	<b>54</b>	<b>0.11</b>	<b>54</b>	<b>100.0</b>	<b>34</b>	<b>34</b>	<b>57</b>	<b>0.11</b>	<b>57</b>	<b>100.0</b>	<b>37</b>	<b>34</b>
Tipperary	21	0.14	21	100.0	16	16	10	0.07	10	100.0	8	8
Waterford/Kilkenny	21	0.12	21	100.0	8	8	21	0.12	21	100.0	12	10
Wexford/Wicklow	12	0.07	12	100.0	10	10	26	0.15	26	100.0	17	16
<b>Southern Region</b>	<b>43</b>	<b>0.06</b>	<b>38</b>	<b>88.4</b>	<b>22</b>	<b>22</b>	<b>55</b>	<b>0.07</b>	<b>48</b>	<b>87.3</b>	<b>31</b>	<b>29</b>
Cork City	14	0.07	13	92.9	9	9	11	0.05	10	90.9	8	8
Cork North	6	0.05	2	33.3	0	0	19	0.14	13	68.4	8	6
Cork West	8	0.06	8	100.0	4	4	5	0.04	5	100.0	4	4
Kerry	7	0.05	7	100.0	4	4	4	0.03	4	100.0	2	2
Limerick	8	0.04	8	100.0	5	5	16	0.09	16	100.0	9	9
<b>Western Region</b>	<b>17</b>	<b>0.03</b>	<b>13</b>	<b>76.5</b>	<b>9</b>	<b>9</b>	<b>27</b>	<b>0.05</b>	<b>25</b>	<b>92.6</b>	<b>4</b>	<b>4</b>
Clare	4	0.04	3	75.0	3	3	4	0.04	4	100.0	0	0
Galway West	6	0.04	5	83.3	3	3	20	0.12	19	95.0	3	3
Mayo	3	0.02	2	66.7	2	2	2	0.02	1	50.0	0	0
Roscommon/Galway East	4	0.04	3	75.0	1	1	1	0.01	1	100.0	1	1

Table 3.42b Incidents recorded of *Other Drug Offences* (ICCS 103), incidents per 1,000 population, detection and proceedings, 2005 and 2006

	2005						2006					
	Recorded	Per 1,000 population	Detected	Detection Rate (%)	With any Proceedings	With relevant Proceedings	Recorded	Per 1,000 population	Detected	Detection Rate (%)	With any Proceedings	With relevant Proceedings
<b>State</b>	<b>540</b>	<b>0.13</b>	<b>523</b>	<b>96.9</b>	<b>391</b>	<b>385</b>	<b>610</b>	<b>0.14</b>	<b>607</b>	<b>99.5</b>	<b>449</b>	<b>440</b>
<b>Eastern Region</b>	<b>40</b>	<b>0.05</b>	<b>39</b>	<b>97.5</b>	<b>25</b>	<b>24</b>	<b>54</b>	<b>0.07</b>	<b>54</b>	<b>100.0</b>	<b>37</b>	<b>37</b>
Carlow/Kildare	8	0.04	8	100.0	6	5	17	0.07	17	100.0	11	11
Laois/Offaly	20	0.15	20	100.0	12	12	21	0.16	21	100.0	15	15
Longford/Westmeath	6	0.05	5	83.3	4	4	12	0.10	12	100.0	8	8
Louth/Meath	6	0.02	6	100.0	3	3	4	0.01	4	100.0	3	3
<b>Dublin Metropolitan Region</b>	<b>322</b>	<b>0.27</b>	<b>316</b>	<b>98.1</b>	<b>262</b>	<b>259</b>	<b>370</b>	<b>0.31</b>	<b>369</b>	<b>99.7</b>	<b>303</b>	<b>294</b>
Eastern DMR	38	0.34	37	97.4	28	27	30	0.26	30	100.0	22	22
North Central DMR	92	0.39	91	98.9	84	84	109	0.46	109	100.0	100	98
Northern DMR	60	0.23	58	96.7	45	44	52	0.20	52	100.0	40	38
South Central DMR	83	0.30	81	97.6	70	70	90	0.32	89	98.9	77	74
Southern DMR	28	0.36	28	100.0	18	18	26	0.33	26	100.0	16	16
Western DMR	21	0.09	21	100.0	17	16	63	0.27	63	100.0	48	46
<b>Northern Region</b>	<b>10</b>	<b>0.03</b>	<b>10</b>	<b>100.0</b>	<b>7</b>	<b>7</b>	<b>11</b>	<b>0.03</b>	<b>10</b>	<b>90.9</b>	<b>7</b>	<b>7</b>
Cavan/Monaghan	3	0.02	3	100.0	2	2	1	0.01	1	100.0	1	1
Donegal	3	0.02	3	100.0	1	1	5	0.03	4	80.0	3	3
Sligo/Leitrim	4	0.05	4	100.0	4	4	5	0.06	5	100.0	3	3
<b>South Eastern Region</b>	<b>74</b>	<b>0.14</b>	<b>74</b>	<b>100.0</b>	<b>44</b>	<b>43</b>	<b>79</b>	<b>0.15</b>	<b>79</b>	<b>100.0</b>	<b>48</b>	<b>48</b>
Tipperary	20	0.13	20	100.0	11	11	25	0.16	25	100.0	15	15
Waterford/Kilkenny	18	0.10	18	100.0	11	10	19	0.10	19	100.0	8	8
Wexford/Wicklow	36	0.20	36	100.0	22	22	35	0.19	35	100.0	25	25
<b>Southern Region</b>	<b>76</b>	<b>0.09</b>	<b>68</b>	<b>89.5</b>	<b>43</b>	<b>42</b>	<b>73</b>	<b>0.09</b>	<b>72</b>	<b>98.6</b>	<b>43</b>	<b>43</b>
Cork City	22	0.10	22	100.0	15	15	12	0.06	12	100.0	11	11
Cork North	27	0.20	19	70.4	11	11	22	0.15	21	95.5	12	12
Cork West	5	0.04	5	100.0	1	1	5	0.04	5	100.0	4	4
Kerry	7	0.05	7	100.0	6	6	23	0.17	23	100.0	8	8
Limerick	15	0.08	15	100.0	10	9	11	0.06	11	100.0	8	8
<b>Western Region</b>	<b>18</b>	<b>0.04</b>	<b>16</b>	<b>88.9</b>	<b>10</b>	<b>10</b>	<b>23</b>	<b>0.04</b>	<b>23</b>	<b>100.0</b>	<b>11</b>	<b>11</b>
Clare	3	0.03	3	100.0	3	3	8	0.07	8	100.0	3	3
Galway West	11	0.06	9	81.8	5	5	12	0.07	12	100.0	7	7
Mayo	4	0.03	4	100.0	2	2	2	0.02	2	100.0	1	1
Roscommon/Galway East	0	0.00	0	N/A	0	0	1	0.01	1	100.0	0	0

**Table 3.43a Incidents recorded of Explosives, chemical weapons offences (ICCS 111), incidents per 1,000 population, detection and proceedings, 2003 and 2004**

	2003						2004					
	Recorded	Per 1,000 population	Detected	Detection Rate (%)	With any Proceedings	With relevant Proceedings	Recorded	Per 1,000 population	Detected	Detection Rate (%)	With any Proceedings	With relevant Proceedings
<b>State</b>	<b>52</b>	<b>0.01</b>	<b>43</b>	<b>82.7</b>	<b>9</b>	<b>9</b>	<b>65</b>	<b>0.02</b>	<b>46</b>	<b>70.8</b>	<b>9</b>	<b>7</b>
<b>Eastern Region</b>	<b>18</b>	<b>0.02</b>	<b>17</b>	<b>94.4</b>	<b>4</b>	<b>4</b>	<b>4</b>	<b>0.01</b>	<b>2</b>	<b>50.0</b>	<b>0</b>	<b>0</b>
Carlow/Kildare	7	0.03	7	100.0	0	0	2	0.01	2	100.0	0	0
Laois/Offaly	0	0.00	0	N/A	0	0	0	0.00	0	N/A	0	0
Longford/Westmeath	5	0.04	5	100.0	0	0	1	0.01	0	0.0	0	0
Louth/Meath	6	0.02	5	83.3	4	4	1	0.00	0	0.0	0	0
<b>Dublin Metropolitan Region</b>	<b>16</b>	<b>0.01</b>	<b>10</b>	<b>62.5</b>	<b>0</b>	<b>0</b>	<b>8</b>	<b>0.01</b>	<b>4</b>	<b>50.0</b>	<b>1</b>	<b>1</b>
Eastern DMR	2	0.02	1	50.0	0	0	2	0.02	2	100.0	1	1
North Central DMR	0	0.00	0	N/A	0	0	1	0.00	1	100.0	0	0
Northern DMR	3	0.01	2	66.7	0	0	2	0.01	0	0.0	0	0
South Central DMR	2	0.01	1	50.0	0	0	1	0.00	0	0.0	0	0
Southern DMR	3	0.04	2	66.7	0	0	0	0.00	0	N/A	0	0
Western DMR	6	0.03	4	66.7	0	0	2	0.01	1	50.0	0	0
<b>Northern Region</b>	<b>2</b>	<b>0.01</b>	<b>2</b>	<b>100.0</b>	<b>1</b>	<b>1</b>	<b>3</b>	<b>0.01</b>	<b>1</b>	<b>33.3</b>	<b>1</b>	<b>0</b>
Cavan/Monaghan	0	0.00	0	N/A	0	0	2	0.02	1	50.0	1	0
Donegal	1	0.01	1	100.0	0	0	1	0.01	0	0.0	0	0
Sligo/Leitrim	1	0.01	1	100.0	1	1	0	0.00	0	N/A	0	0
<b>South Eastern Region</b>	<b>5</b>	<b>0.01</b>	<b>5</b>	<b>100.0</b>	<b>0</b>	<b>0</b>	<b>18</b>	<b>0.04</b>	<b>16</b>	<b>88.9</b>	<b>2</b>	<b>1</b>
Tipperary	0	0.00	0	N/A	0	0	10	0.07	8	80.0	0	0
Waterford/Kilkenny	5	0.03	5	100.0	0	0	5	0.03	5	100.0	1	1
Wexford/Wicklow	0	0.00	0	N/A	0	0	3	0.02	3	100.0	1	0
<b>Southern Region</b>	<b>4</b>	<b>0.01</b>	<b>4</b>	<b>100.0</b>	<b>2</b>	<b>2</b>	<b>13</b>	<b>0.02</b>	<b>9</b>	<b>69.2</b>	<b>3</b>	<b>3</b>
Cork City	1	0.00	1	100.0	0	0	1	0.00	0	0.0	0	0
Cork North	0	0.00	0	N/A	0	0	1	0.01	1	100.0	0	0
Cork West	0	0.00	0	N/A	0	0	0	0.00	0	N/A	0	0
Kerry	0	0.00	0	N/A	0	0	0	0.00	0	N/A	0	0
Limerick	3	0.02	3	100.0	2	2	11	0.06	8	72.7	3	3
<b>Western Region</b>	<b>7</b>	<b>0.01</b>	<b>5</b>	<b>71.4</b>	<b>2</b>	<b>2</b>	<b>19</b>	<b>0.04</b>	<b>14</b>	<b>73.7</b>	<b>2</b>	<b>2</b>
Clare	1	0.01	0	0.0	0	0	5	0.05	4	80.0	1	1
Galway West	1	0.01	1	100.0	0	0	1	0.01	1	100.0	0	0
Mayo	3	0.02	2	66.7	1	1	8	0.06	6	75.0	1	1
Roscommon/Galway East	2	0.02	2	100.0	1	1	5	0.05	3	60.0	0	0



**Table 3.43b Incidents recorded of Explosives, chemical weapons offences (ICCS 111), incidents per 1,000 population, detection and proceedings, 2005 and 2006**

	2005						2006					
	Recorded	Per 1,000 population	Detected	Detection Rate (%)	With any Proceedings	With relevant Proceedings	Recorded	Per 1,000 population	Detected	Detection Rate (%)	With any Proceedings	With relevant Proceedings
<b>State</b>	<b>105</b>	<b>0.03</b>	<b>92</b>	<b>87.6</b>	<b>15</b>	<b>12</b>	<b>163</b>	<b>0.04</b>	<b>143</b>	<b>87.7</b>	<b>30</b>	<b>29</b>
<b>Eastern Region</b>	<b>5</b>	<b>0.01</b>	<b>5</b>	<b>100.0</b>	<b>1</b>	<b>1</b>	<b>24</b>	<b>0.03</b>	<b>21</b>	<b>87.5</b>	<b>9</b>	<b>9</b>
Carlow/Kildare	1	0.00	1	100.0	0	0	3	0.01	3	100.0	1	1
Laois/Offaly	0	0.00	0	N/A	0	0	6	0.04	6	100.0	2	2
Longford/Westmeath	0	0.00	0	N/A	0	0	6	0.05	6	100.0	2	2
Louth/Meath	4	0.01	4	100.0	1	1	9	0.03	6	66.7	4	4
<b>Dublin Metropolitan Region</b>	<b>12</b>	<b>0.01</b>	<b>10</b>	<b>83.3</b>	<b>6</b>	<b>3</b>	<b>29</b>	<b>0.02</b>	<b>22</b>	<b>75.9</b>	<b>7</b>	<b>6</b>
Eastern DMR	2	0.02	2	100.0	1	0	10	0.09	9	90.0	0	0
North Central DMR	2	0.01	2	100.0	2	0	3	0.01	3	100.0	3	2
Northern DMR	2	0.01	2	100.0	1	1	8	0.03	4	50.0	1	1
South Central DMR	0	0.00	0	N/A	0	0	0	0.00	0	N/A	0	0
Southern DMR	2	0.03	1	50.0	0	0	3	0.04	3	100.0	1	1
Western DMR	4	0.02	3	75.0	2	2	5	0.02	3	60.0	2	2
<b>Northern Region</b>	<b>9</b>	<b>0.03</b>	<b>8</b>	<b>88.9</b>	<b>0</b>	<b>0</b>	<b>47</b>	<b>0.13</b>	<b>42</b>	<b>89.4</b>	<b>7</b>	<b>7</b>
Cavan/Monaghan	1	0.01	1	100.0	0	0	10	0.08	10	100.0	3	3
Donegal	7	0.05	6	85.7	0	0	27	0.18	23	85.2	3	3
Sligo/Leitrim	1	0.01	1	100.0	0	0	10	0.12	9	90.0	1	1
<b>South Eastern Region</b>	<b>21</b>	<b>0.04</b>	<b>17</b>	<b>81.0</b>	<b>1</b>	<b>1</b>	<b>26</b>	<b>0.05</b>	<b>25</b>	<b>96.2</b>	<b>0</b>	<b>0</b>
Tipperary	10	0.07	6	60.0	1	1	8	0.05	8	100.0	0	0
Waterford/Kilkenny	3	0.02	3	100.0	0	0	6	0.03	6	100.0	0	0
Wexford/Wicklow	8	0.04	8	100.0	0	0	12	0.06	11	91.7	0	0
<b>Southern Region</b>	<b>48</b>	<b>0.06</b>	<b>43</b>	<b>89.6</b>	<b>5</b>	<b>5</b>	<b>17</b>	<b>0.02</b>	<b>15</b>	<b>88.2</b>	<b>3</b>	<b>3</b>
Cork City	2	0.01	2	100.0	1	1	0	0.00	0	N/A	0	0
Cork North	36	0.26	35	97.2	0	0	2	0.01	2	100.0	0	0
Cork West	0	0.00	0	N/A	0	0	2	0.02	2	100.0	1	1
Kerry	0	0.00	0	N/A	0	0	9	0.07	9	100.0	1	1
Limerick	10	0.05	6	60.0	4	4	4	0.02	2	50.0	1	1
<b>Western Region</b>	<b>10</b>	<b>0.02</b>	<b>9</b>	<b>90.0</b>	<b>2</b>	<b>2</b>	<b>20</b>	<b>0.04</b>	<b>18</b>	<b>90.0</b>	<b>4</b>	<b>4</b>
Clare	3	0.03	3	100.0	0	0	6	0.06	5	83.3	1	1
Galway West	0	0.00	0	N/A	0	0	3	0.02	3	100.0	2	2
Mayo	7	0.05	6	85.7	2	2	9	0.07	8	88.9	1	1
Roscommon/Galway East	0	0.00	0	N/A	0	0	2	0.02	2	100.0	0	0

Table 3.44a Incidents recorded of *Firearms offences* (ICCS 112), incidents per 1,000 population, detection and proceedings, 2003 and 2004

	2003						2004					
	Recorded	Per 1,000 population	Detected	Detection Rate (%)	With any Proceedings	With relevant Proceedings	Recorded	Per 1,000 population	Detected	Detection Rate (%)	With any Proceedings	With relevant Proceedings
<b>State</b>	<b>584</b>	<b>0.15</b>	<b>371</b>	<b>63.5</b>	<b>219</b>	<b>201</b>	<b>665</b>	<b>0.16</b>	<b>362</b>	<b>54.4</b>	<b>220</b>	<b>205</b>
<b>Eastern Region</b>	<b>62</b>	<b>0.08</b>	<b>48</b>	<b>77.4</b>	<b>33</b>	<b>31</b>	<b>110</b>	<b>0.15</b>	<b>76</b>	<b>69.1</b>	<b>59</b>	<b>57</b>
Carlow/Kildare	14	0.07	8	57.1	6	6	32	0.15	15	46.9	11	11
Laois/Offaly	11	0.09	10	90.9	7	6	43	0.34	40	93.0	34	34
Longford/Westmeath	9	0.08	8	88.9	6	6	9	0.08	5	55.6	4	3
Louth/Meath	28	0.10	22	78.6	14	13	26	0.09	16	61.5	10	9
<b>Dublin Metropolitan Region</b>	<b>250</b>	<b>0.22</b>	<b>139</b>	<b>55.6</b>	<b>81</b>	<b>70</b>	<b>271</b>	<b>0.23</b>	<b>113</b>	<b>41.7</b>	<b>68</b>	<b>59</b>
Eastern DMR	16	0.15	14	87.5	3	3	9	0.08	3	33.3	3	3
North Central DMR	20	0.08	14	70.0	7	7	35	0.15	12	34.3	9	7
Northern DMR	39	0.15	24	61.5	15	11	55	0.22	29	52.7	18	15
South Central DMR	26	0.10	18	69.2	12	10	21	0.08	7	33.3	2	1
Southern DMR	46	0.62	27	58.7	16	12	49	0.65	24	49.0	14	14
Western DMR	103	0.46	42	40.8	28	27	102	0.45	38	37.3	22	19
<b>Northern Region</b>	<b>49</b>	<b>0.15</b>	<b>32</b>	<b>65.3</b>	<b>17</b>	<b>16</b>	<b>47</b>	<b>0.14</b>	<b>33</b>	<b>70.2</b>	<b>24</b>	<b>24</b>
Cavan/Monaghan	19	0.16	13	68.4	7	6	13	0.11	12	92.3	9	9
Donegal	21	0.15	15	71.4	7	7	25	0.18	15	60.0	11	11
Sligo/Leitrim	9	0.12	4	44.4	3	3	9	0.11	6	66.7	4	4
<b>South Eastern Region</b>	<b>69</b>	<b>0.14</b>	<b>58</b>	<b>84.1</b>	<b>29</b>	<b>28</b>	<b>51</b>	<b>0.10</b>	<b>37</b>	<b>72.5</b>	<b>15</b>	<b>15</b>
Tipperary	17	0.12	11	64.7	8	7	19	0.13	12	63.2	5	5
Waterford/Kilkenny	37	0.21	37	100.0	13	13	14	0.08	10	71.4	4	4
Wexford/Wicklow	15	0.09	10	66.7	8	8	18	0.10	15	83.3	6	6
<b>Southern Region</b>	<b>104</b>	<b>0.13</b>	<b>64</b>	<b>61.5</b>	<b>36</b>	<b>34</b>	<b>128</b>	<b>0.16</b>	<b>61</b>	<b>47.7</b>	<b>29</b>	<b>28</b>
Cork City	22	0.10	19	86.4	13	12	17	0.08	11	64.7	5	5
Cork North	7	0.05	5	71.4	3	3	7	0.05	7	100.0	4	4
Cork West	17	0.14	15	88.2	7	7	9	0.07	7	77.8	2	1
Kerry	5	0.04	5	100.0	3	2	11	0.08	8	72.7	1	1
Limerick	53	0.29	20	37.7	10	10	84	0.46	28	33.3	17	17
<b>Western Region</b>	<b>50</b>	<b>0.10</b>	<b>30</b>	<b>60.0</b>	<b>23</b>	<b>22</b>	<b>58</b>	<b>0.12</b>	<b>42</b>	<b>72.4</b>	<b>25</b>	<b>22</b>
Clare	21	0.21	11	52.4	9	9	16	0.16	11	68.8	7	6
Galway West	20	0.12	14	70.0	12	11	21	0.12	15	71.4	8	7
Mayo	5	0.04	4	80.0	1	1	16	0.13	13	81.3	7	6
Roscommon/Galway East	4	0.04	1	25.0	1	1	5	0.05	3	60.0	3	3

Table 3.44b Incidents recorded of *Firearms offences (ICCS 112)*, incidents per 1,000 population, detection and proceedings, 2005 and 2006

	2005						2006					
	Recorded	Per 1,000 population	Detected	Detection Rate (%)	With any Proceedings	With relevant Proceedings	Recorded	Per 1,000 population	Detected	Detection Rate (%)	With any Proceedings	With relevant Proceedings
<b>State</b>	<b>746</b>	<b>0.18</b>	<b>446</b>	<b>59.8</b>	<b>229</b>	<b>207</b>	<b>721</b>	<b>0.17</b>	<b>459</b>	<b>63.7</b>	<b>227</b>	<b>208</b>
<b>Eastern Region</b>	<b>114</b>	<b>0.15</b>	<b>91</b>	<b>79.8</b>	<b>60</b>	<b>57</b>	<b>94</b>	<b>0.12</b>	<b>62</b>	<b>66.0</b>	<b>38</b>	<b>32</b>
Carlow/Kildare	25	0.11	19	76.0	8	8	17	0.07	12	70.6	7	5
Laois/Offaly	45	0.35	43	95.6	39	38	16	0.12	13	81.3	9	9
Longford/Westmeath	15	0.13	12	80.0	6	4	21	0.17	11	52.4	6	5
Louth/Meath	29	0.09	17	58.6	7	7	40	0.12	26	65.0	16	13
<b>Dublin Metropolitan Region</b>	<b>301</b>	<b>0.25</b>	<b>139</b>	<b>46.2</b>	<b>63</b>	<b>50</b>	<b>277</b>	<b>0.23</b>	<b>179</b>	<b>64.6</b>	<b>82</b>	<b>75</b>
Eastern DMR	23	0.21	14	60.9	3	3	16	0.14	15	93.8	7	6
North Central DMR	25	0.10	13	52.0	9	7	25	0.11	18	72.0	8	8
Northern DMR	85	0.33	38	44.7	14	11	65	0.25	42	64.6	15	13
South Central DMR	28	0.10	18	64.3	8	7	17	0.06	13	76.5	7	7
Southern DMR	38	0.49	17	44.7	9	6	56	0.71	36	64.3	17	15
Western DMR	102	0.45	39	38.2	20	16	98	0.43	55	56.1	28	26
<b>Northern Region</b>	<b>46</b>	<b>0.13</b>	<b>33</b>	<b>71.7</b>	<b>19</b>	<b>19</b>	<b>37</b>	<b>0.10</b>	<b>26</b>	<b>70.3</b>	<b>12</b>	<b>12</b>
Cavan/Monaghan	17	0.14	17	100.0	11	11	14	0.11	11	78.6	7	7
Donegal	22	0.15	13	59.1	6	6	18	0.12	12	66.7	4	4
Sligo/Leitrim	7	0.09	3	42.9	2	2	5	0.06	3	60.0	1	1
<b>South Eastern Region</b>	<b>62</b>	<b>0.12</b>	<b>49</b>	<b>79.0</b>	<b>18</b>	<b>18</b>	<b>103</b>	<b>0.20</b>	<b>78</b>	<b>75.7</b>	<b>48</b>	<b>45</b>
Tipperary	17	0.11	10	58.8	3	3	32	0.21	22	68.8	9	9
Waterford/Kilkenny	23	0.13	19	82.6	8	8	20	0.11	12	60.0	7	7
Wexford/Wicklow	22	0.12	20	90.9	7	7	51	0.27	44	86.3	32	29
<b>Southern Region</b>	<b>167</b>	<b>0.21</b>	<b>89</b>	<b>53.3</b>	<b>48</b>	<b>42</b>	<b>183</b>	<b>0.22</b>	<b>95</b>	<b>51.9</b>	<b>37</b>	<b>34</b>
Cork City	17	0.08	12	70.6	6	5	22	0.10	16	72.7	8	8
Cork North	9	0.07	7	77.8	1	1	12	0.08	10	83.3	4	4
Cork West	24	0.19	21	87.5	7	7	4	0.03	4	100.0	0	0
Kerry	7	0.05	4	57.1	3	3	14	0.10	13	92.9	1	1
Limerick	110	0.59	45	40.9	31	26	131	0.69	52	39.7	24	21
<b>Western Region</b>	<b>56</b>	<b>0.11</b>	<b>45</b>	<b>80.4</b>	<b>21</b>	<b>21</b>	<b>27</b>	<b>0.05</b>	<b>19</b>	<b>70.4</b>	<b>10</b>	<b>10</b>
Clare	22	0.21	17	77.3	6	6	4	0.04	3	75.0	2	2
Galway West	9	0.05	7	77.8	2	2	11	0.06	6	54.5	2	2
Mayo	10	0.08	10	100.0	5	5	10	0.08	8	80.0	4	4
Roscommon/Galway East	15	0.15	11	73.3	8	8	2	0.02	2	100.0	2	2

Table 3.45a Incidents recorded of *Offensive weapons offences (nec)* (ICCS 113), incidents per 1,000 population, detection and proceedings, 2003 and 2004

	2003						2004					
	Recorded	Per 1,000 population	Detected	Detection Rate (%)	With any Proceedings	With relevant Proceedings	Recorded	Per 1,000 population	Detected	Detection Rate (%)	With any Proceedings	With relevant Proceedings
<b>State</b>	<b>1,283</b>	<b>0.32</b>	<b>1,237</b>	<b>96.4</b>	<b>889</b>	<b>877</b>	<b>1,424</b>	<b>0.35</b>	<b>1,362</b>	<b>95.6</b>	<b>976</b>	<b>967</b>
<b>Eastern Region</b>	<b>120</b>	<b>0.16</b>	<b>115</b>	<b>95.8</b>	<b>74</b>	<b>73</b>	<b>136</b>	<b>0.18</b>	<b>129</b>	<b>94.9</b>	<b>92</b>	<b>92</b>
Carlow/Kildare	34	0.16	34	100.0	19	19	34	0.16	31	91.2	23	23
Laois/Offaly	14	0.11	14	100.0	10	10	20	0.16	20	100.0	18	18
Longford/Westmeath	18	0.16	16	88.9	11	11	25	0.21	24	96.0	16	16
Louth/Meath	54	0.19	51	94.4	34	33	57	0.19	54	94.7	35	35
<b>Dublin Metropolitan Region</b>	<b>675</b>	<b>0.58</b>	<b>653</b>	<b>96.7</b>	<b>495</b>	<b>489</b>	<b>677</b>	<b>0.58</b>	<b>649</b>	<b>95.9</b>	<b>506</b>	<b>499</b>
Eastern DMR	38	0.36	38	100.0	23	23	35	0.33	34	97.1	27	25
North Central DMR	161	0.67	158	98.1	142	139	145	0.60	137	94.5	123	121
Northern DMR	81	0.32	77	95.1	52	52	132	0.52	122	92.4	83	83
South Central DMR	153	0.59	149	97.4	119	117	136	0.51	132	97.1	117	117
Southern DMR	111	1.50	104	93.7	78	78	85	1.13	81	95.3	55	54
Western DMR	131	0.58	127	96.9	81	80	144	0.64	143	99.3	101	99
<b>Northern Region</b>	<b>36</b>	<b>0.11</b>	<b>32</b>	<b>88.9</b>	<b>21</b>	<b>21</b>	<b>45</b>	<b>0.13</b>	<b>42</b>	<b>93.3</b>	<b>29</b>	<b>29</b>
Cavan/Monaghan	14	0.12	13	92.9	9	9	12	0.10	12	100.0	11	11
Donegal	11	0.08	8	72.7	5	5	19	0.13	17	89.5	9	9
Sligo/Leitrim	11	0.14	11	100.0	7	7	14	0.18	13	92.9	9	9
<b>South Eastern Region</b>	<b>152</b>	<b>0.31</b>	<b>146</b>	<b>96.1</b>	<b>85</b>	<b>85</b>	<b>185</b>	<b>0.37</b>	<b>179</b>	<b>96.8</b>	<b>104</b>	<b>103</b>
Tipperary	46	0.31	42	91.3	22	22	54	0.36	53	98.1	29	29
Waterford/Kilkenny	75	0.43	73	97.3	40	40	83	0.47	81	97.6	44	44
Wexford/Wicklow	31	0.18	31	100.0	23	23	48	0.27	45	93.8	31	30
<b>Southern Region</b>	<b>232</b>	<b>0.30</b>	<b>226</b>	<b>97.4</b>	<b>167</b>	<b>162</b>	<b>317</b>	<b>0.40</b>	<b>304</b>	<b>95.9</b>	<b>207</b>	<b>206</b>
Cork City	94	0.45	90	95.7	66	63	124	0.58	118	95.2	85	84
Cork North	13	0.10	12	92.3	9	8	22	0.17	18	81.8	13	13
Cork West	15	0.12	15	100.0	9	9	25	0.20	25	100.0	12	12
Kerry	17	0.13	16	94.1	12	12	22	0.17	22	100.0	17	17
Limerick	93	0.51	93	100.0	71	70	124	0.68	121	97.6	80	80
<b>Western Region</b>	<b>68</b>	<b>0.14</b>	<b>65</b>	<b>95.6</b>	<b>47</b>	<b>47</b>	<b>64</b>	<b>0.13</b>	<b>59</b>	<b>92.2</b>	<b>38</b>	<b>38</b>
Clare	18	0.18	18	100.0	12	12	25	0.24	24	96.0	16	16
Galway West	28	0.17	28	100.0	20	20	24	0.14	23	95.8	13	13
Mayo	13	0.10	11	84.6	7	7	6	0.05	5	83.3	3	3
Roscommon/Galway East	9	0.09	8	88.9	8	8	9	0.09	7	77.8	6	6

Table 3.45b Incidents recorded of *Offensive weapons offences (nec)* (ICCS 113), incidents per 1,000 population, detection and proceedings, 2005 and 2006

	2005						2006					
	Recorded	Per 1,000 population	Detected	Detection Rate (%)	With any Proceedings	With relevant Proceedings	Recorded	Per 1,000 population	Detected	Detection Rate (%)	With any Proceedings	With relevant Proceedings
<b>State</b>	<b>1,709</b>	<b>0.41</b>	<b>1,641</b>	<b>96.0</b>	<b>1,162</b>	<b>1,141</b>	<b>2,200</b>	<b>0.52</b>	<b>2,139</b>	<b>97.2</b>	<b>1,427</b>	<b>1,407</b>
<b>Eastern Region</b>	<b>179</b>	<b>0.23</b>	<b>174</b>	<b>97.2</b>	<b>111</b>	<b>109</b>	<b>239</b>	<b>0.29</b>	<b>233</b>	<b>97.5</b>	<b>146</b>	<b>141</b>
Carlow/Kildare	53	0.24	52	98.1	31	30	47	0.20	46	97.9	32	30
Laois/Offaly	28	0.22	28	100.0	22	22	40	0.30	39	97.5	28	28
Longford/Westmeath	27	0.23	25	92.6	13	12	61	0.49	58	95.1	34	34
Louth/Meath	71	0.23	69	97.2	45	45	91	0.28	90	98.9	52	49
<b>Dublin Metropolitan Region</b>	<b>864</b>	<b>0.73</b>	<b>831</b>	<b>96.2</b>	<b>628</b>	<b>615</b>	<b>1,108</b>	<b>0.92</b>	<b>1,079</b>	<b>97.4</b>	<b>798</b>	<b>793</b>
Eastern DMR	62	0.56	57	91.9	35	35	62	0.53	60	96.8	27	27
North Central DMR	196	0.82	193	98.5	165	159	300	1.28	295	98.3	249	248
Northern DMR	134	0.52	128	95.5	97	95	145	0.56	142	97.9	97	96
South Central DMR	142	0.52	137	96.5	113	111	195	0.68	188	96.4	145	145
Southern DMR	137	1.78	130	94.9	92	92	148	1.87	142	95.9	91	91
Western DMR	193	0.85	186	96.4	126	123	258	1.12	252	97.7	189	186
<b>Northern Region</b>	<b>46</b>	<b>0.13</b>	<b>40</b>	<b>87.0</b>	<b>30</b>	<b>28</b>	<b>91</b>	<b>0.26</b>	<b>90</b>	<b>98.9</b>	<b>55</b>	<b>52</b>
Cavan/Monaghan	17	0.14	15	88.2	13	12	25	0.20	24	96.0	15	14
Donegal	15	0.10	11	73.3	6	6	32	0.22	32	100.0	16	16
Sligo/Leitrim	14	0.17	14	100.0	11	10	34	0.41	34	100.0	24	22
<b>South Eastern Region</b>	<b>178</b>	<b>0.35</b>	<b>174</b>	<b>97.8</b>	<b>99</b>	<b>98</b>	<b>281</b>	<b>0.53</b>	<b>269</b>	<b>95.7</b>	<b>134</b>	<b>131</b>
Tipperary	51	0.34	50	98.0	19	19	99	0.65	93	93.9	46	46
Waterford/Kilkenny	89	0.49	88	98.9	58	58	100	0.54	97	97.0	53	52
Wexford/Wicklow	38	0.21	36	94.7	22	21	82	0.44	79	96.3	35	33
<b>Southern Region</b>	<b>342</b>	<b>0.43</b>	<b>329</b>	<b>96.2</b>	<b>226</b>	<b>224</b>	<b>382</b>	<b>0.47</b>	<b>375</b>	<b>98.2</b>	<b>239</b>	<b>235</b>
Cork City	125	0.58	121	96.8	80	79	142	0.66	141	99.3	82	81
Cork North	26	0.19	22	84.6	16	16	35	0.25	33	94.3	24	24
Cork West	14	0.11	14	100.0	11	11	30	0.23	30	100.0	17	17
Kerry	43	0.32	42	97.7	31	31	36	0.26	35	97.2	22	20
Limerick	134	0.72	130	97.0	88	87	139	0.73	136	97.8	94	93
<b>Western Region</b>	<b>100</b>	<b>0.20</b>	<b>93</b>	<b>93.0</b>	<b>68</b>	<b>67</b>	<b>99</b>	<b>0.19</b>	<b>93</b>	<b>93.9</b>	<b>55</b>	<b>55</b>
Clare	26	0.25	23	88.5	16	16	27	0.25	23	85.2	10	10
Galway West	39	0.22	36	92.3	26	26	40	0.22	38	95.0	28	28
Mayo	23	0.18	22	95.7	16	15	17	0.13	17	100.0	6	6
Roscommon/Galway East	12	0.12	12	100.0	10	10	15	0.15	15	100.0	11	11

**Table 3.46 Incidents recorded of *Fireworks offences (ICCS 114)*, incidents per 1,000 population, detection and proceedings, 2006**

	2006					
	Recorded	Per 1,000 population	Detected	Detection Rate (%)	With any Proceedings	With relevant Proceedings
<b>State</b>	<b>33</b>	<b>0.01</b>	<b>26</b>	<b>78.8</b>	<b>3</b>	<b>3</b>
<b>Eastern Region</b>	<b>7</b>	<b>0.01</b>	<b>3</b>	<b>42.9</b>	<b>0</b>	<b>0</b>
Carlow/Kildare	1	0.00	1	100.0	0	0
Laois/Offaly	3	0.02	1	33.3	0	0
Longford/Westmeath	2	0.02	0	0.0	0	0
Louth/Meath	1	0.00	1	100.0	0	0
<b>Dublin Metropolitan Region</b>	<b>7</b>	<b>0.01</b>	<b>6</b>	<b>85.7</b>	<b>1</b>	<b>1</b>
Eastern DMR	2	0.02	2	100.0	0	0
North Central DMR	3	0.01	2	66.7	0	0
Northern DMR	0	0.00	0	N/A	0	0
South Central DMR	1	0.00	1	100.0	1	1
Southern DMR	0	0.00	0	N/A	0	0
Western DMR	1	0.00	1	100.0	0	0
<b>Northern Region</b>	<b>12</b>	<b>0.03</b>	<b>10</b>	<b>83.3</b>	<b>2</b>	<b>2</b>
Cavan/Monaghan	6	0.05	5	83.3	1	1
Donegal	3	0.02	3	100.0	0	0
Sligo/Leitrim	3	0.04	2	66.7	1	1
<b>South Eastern Region</b>	<b>4</b>	<b>0.01</b>	<b>4</b>	<b>100.0</b>	<b>0</b>	<b>0</b>
Tipperary	0	0.00	0	N/A	0	0
Waterford/Kilkenny	1	0.01	1	100.0	0	0
Wexford/Wicklow	3	0.02	3	100.0	0	0
<b>Southern Region</b>	<b>2</b>	<b>0.00</b>	<b>2</b>	<b>100.0</b>	<b>0</b>	<b>0</b>
Cork City	0	0.00	0	N/A	0	0
Cork North	0	0.00	0	N/A	0	0
Cork West	0	0.00	0	N/A	0	0
Kerry	0	0.00	0	N/A	0	0
Limerick	2	0.01	2	100.0	0	0
<b>Western Region</b>	<b>1</b>	<b>0.00</b>	<b>1</b>	<b>100.0</b>	<b>0</b>	<b>0</b>
Clare	1	0.01	1	100.0	0	0
Galway West	0	0.00	0	N/A	0	0
Mayo	0	0.00	0	N/A	0	0
Roscommon/Galway East	0	0.00	0	N/A	0	0



Table 3.47a Incidents recorded of Arson (ICCS 1211), incidents per 1,000 population, detection and proceedings, 2003 and 2004

	2003						2004					
	Recorded	Per 1,000 population	Detected	Detection Rate (%)	With any Proceedings	With relevant Proceedings	Recorded	Per 1,000 population	Detected	Detection Rate (%)	With any Proceedings	With relevant Proceedings
<b>State</b>	<b>1,419</b>	<b>0.36</b>	<b>245</b>	<b>17.3</b>	<b>148</b>	<b>147</b>	<b>1,506</b>	<b>0.37</b>	<b>240</b>	<b>15.9</b>	<b>139</b>	<b>134</b>
<b>Eastern Region</b>	<b>249</b>	<b>0.34</b>	<b>55</b>	<b>22.1</b>	<b>33</b>	<b>33</b>	<b>278</b>	<b>0.37</b>	<b>46</b>	<b>16.5</b>	<b>30</b>	<b>28</b>
Carlow/Kildare	62	0.30	10	16.1	4	4	61	0.28	12	19.7	9	7
Laois/Offaly	26	0.21	14	53.8	10	10	27	0.21	9	33.3	4	4
Longford/Westmeath	33	0.29	11	33.3	7	7	47	0.40	7	14.9	5	5
Louth/Meath	128	0.45	20	15.6	12	12	143	0.48	18	12.6	12	12
<b>Dublin Metropolitan Region</b>	<b>498</b>	<b>0.43</b>	<b>62</b>	<b>12.4</b>	<b>40</b>	<b>39</b>	<b>585</b>	<b>0.50</b>	<b>71</b>	<b>12.1</b>	<b>46</b>	<b>45</b>
Eastern DMR	66	0.63	4	6.1	2	2	85	0.79	9	10.6	6	6
North Central DMR	60	0.25	9	15.0	5	4	73	0.30	8	11.0	6	6
Northern DMR	81	0.32	16	19.8	10	10	87	0.34	12	13.8	7	6
South Central DMR	49	0.19	8	16.3	5	5	57	0.22	13	22.8	11	11
Southern DMR	115	1.55	17	14.8	13	13	162	2.15	19	11.7	11	11
Western DMR	127	0.56	8	6.3	5	5	121	0.53	10	8.3	5	5
<b>Northern Region</b>	<b>142</b>	<b>0.42</b>	<b>27</b>	<b>19.0</b>	<b>16</b>	<b>16</b>	<b>135</b>	<b>0.39</b>	<b>19</b>	<b>14.1</b>	<b>8</b>	<b>7</b>
Cavan/Monaghan	26	0.22	8	30.8	3	3	30	0.25	5	16.7	2	2
Donegal	43	0.31	5	11.6	4	4	39	0.27	13	33.3	6	5
Sligo/Leitrim	73	0.94	14	19.2	9	9	66	0.83	1	1.5	0	0
<b>South Eastern Region</b>	<b>94</b>	<b>0.19</b>	<b>31</b>	<b>33.0</b>	<b>17</b>	<b>17</b>	<b>87</b>	<b>0.17</b>	<b>16</b>	<b>18.4</b>	<b>8</b>	<b>8</b>
Tipperary	22	0.15	1	4.5	1	1	29	0.20	4	13.8	1	1
Waterford/Kilkenny	48	0.27	24	50.0	14	14	36	0.20	6	16.7	6	6
Wexford/Wicklow	24	0.14	6	25.0	2	2	22	0.13	6	27.3	1	1
<b>Southern Region</b>	<b>334</b>	<b>0.43</b>	<b>53</b>	<b>15.9</b>	<b>32</b>	<b>32</b>	<b>314</b>	<b>0.40</b>	<b>68</b>	<b>21.7</b>	<b>34</b>	<b>33</b>
Cork City	133	0.63	21	15.8	12	12	142	0.67	20	14.1	11	10
Cork North	27	0.21	5	18.5	4	4	14	0.11	6	42.9	2	2
Cork West	29	0.23	11	37.9	5	5	25	0.20	11	44.0	7	7
Kerry	16	0.12	4	25.0	4	4	41	0.31	19	46.3	7	7
Limerick	129	0.71	12	9.3	7	7	92	0.50	12	13.0	7	7
<b>Western Region</b>	<b>102</b>	<b>0.21</b>	<b>17</b>	<b>16.7</b>	<b>10</b>	<b>10</b>	<b>107</b>	<b>0.22</b>	<b>20</b>	<b>18.7</b>	<b>13</b>	<b>13</b>
Clare	40	0.39	5	12.5	2	2	41	0.40	8	19.5	6	6
Galway West	30	0.18	5	16.7	4	4	41	0.24	8	19.5	3	3
Mayo	18	0.14	4	22.2	3	3	16	0.13	1	6.3	1	1
Roscommon/Galway East	14	0.15	3	21.4	1	1	9	0.09	3	33.3	3	3



Table 3.47b Incidents recorded of Arson (ICCS 1211), incidents per 1,000 population, detection and proceedings, 2005 and 2006

	2005						2006					
	Recorded	Per 1,000 population	Detected	Detection Rate (%)	With any Proceedings	With relevant Proceedings	Recorded	Per 1,000 population	Detected	Detection Rate (%)	With any Proceedings	With relevant Proceedings
<b>State</b>	<b>1,417</b>	<b>0.34</b>	<b>260</b>	<b>18.3</b>	<b>153</b>	<b>147</b>	<b>1,635</b>	<b>0.39</b>	<b>351</b>	<b>21.5</b>	<b>139</b>	<b>133</b>
<b>Eastern Region</b>	<b>243</b>	<b>0.31</b>	<b>50</b>	<b>20.6</b>	<b>32</b>	<b>31</b>	<b>320</b>	<b>0.39</b>	<b>67</b>	<b>20.9</b>	<b>23</b>	<b>23</b>
Carlow/Kildare	71	0.32	19	26.8	12	12	85	0.37	16	18.8	5	5
Laois/Offaly	31	0.24	9	29.0	7	7	29	0.22	6	20.7	4	4
Longford/Westmeath	32	0.27	13	40.6	7	7	42	0.34	15	35.7	5	5
Louth/Meath	109	0.35	9	8.3	6	5	164	0.50	30	18.3	9	9
<b>Dublin Metropolitan Region</b>	<b>446</b>	<b>0.38</b>	<b>53</b>	<b>11.9</b>	<b>32</b>	<b>30</b>	<b>417</b>	<b>0.35</b>	<b>66</b>	<b>15.8</b>	<b>21</b>	<b>20</b>
Eastern DMR	79	0.71	11	13.9	5	5	82	0.70	12	14.6	3	3
North Central DMR	45	0.19	6	13.3	5	4	33	0.14	3	9.1	1	0
Northern DMR	78	0.30	17	21.8	12	12	78	0.30	14	17.9	3	3
South Central DMR	49	0.18	6	12.2	4	4	66	0.23	16	24.2	8	8
Southern DMR	120	1.56	8	6.7	4	3	115	1.45	14	12.2	2	2
Western DMR	75	0.33	5	6.7	2	2	43	0.19	7	16.3	4	4
<b>Northern Region</b>	<b>113</b>	<b>0.32</b>	<b>20</b>	<b>17.7</b>	<b>10</b>	<b>10</b>	<b>128</b>	<b>0.36</b>	<b>37</b>	<b>28.9</b>	<b>17</b>	<b>15</b>
Cavan/Monaghan	19	0.15	7	36.8	3	3	24	0.19	11	45.8	8	7
Donegal	47	0.33	8	17.0	3	3	64	0.43	18	28.1	4	4
Sligo/Leitrim	47	0.58	5	10.6	4	4	40	0.49	8	20.0	5	4
<b>South Eastern Region</b>	<b>128</b>	<b>0.25</b>	<b>40</b>	<b>31.3</b>	<b>27</b>	<b>26</b>	<b>144</b>	<b>0.27</b>	<b>53</b>	<b>36.8</b>	<b>20</b>	<b>18</b>
Tipperary	19	0.13	6	31.6	4	4	20	0.13	8	40.0	2	2
Waterford/Kilkenny	82	0.45	23	28.0	15	14	96	0.52	27	28.1	11	9
Wexford/Wicklow	27	0.15	11	40.7	8	8	28	0.15	18	64.3	7	7
<b>Southern Region</b>	<b>371</b>	<b>0.46</b>	<b>84</b>	<b>22.6</b>	<b>46</b>	<b>44</b>	<b>469</b>	<b>0.57</b>	<b>101</b>	<b>21.5</b>	<b>49</b>	<b>48</b>
Cork City	150	0.70	33	22.0	15	15	168	0.78	28	16.7	12	12
Cork North	30	0.22	12	40.0	7	6	29	0.20	11	37.9	3	3
Cork West	28	0.22	12	42.9	12	12	50	0.38	17	34.0	9	9
Kerry	26	0.19	13	50.0	3	3	29	0.21	17	58.6	8	8
Limerick	137	0.73	14	10.2	9	8	193	1.02	28	14.5	17	16
<b>Western Region</b>	<b>116</b>	<b>0.23</b>	<b>13</b>	<b>11.2</b>	<b>6</b>	<b>6</b>	<b>157</b>	<b>0.30</b>	<b>27</b>	<b>17.2</b>	<b>9</b>	<b>9</b>
Clare	50	0.47	8	16.0	5	5	55	0.51	10	18.2	3	3
Galway West	37	0.21	1	2.7	0	0	70	0.39	10	14.3	5	5
Mayo	21	0.16	1	4.8	0	0	26	0.20	6	23.1	0	0
Roscommon/Galway East	8	0.08	3	37.5	1	1	6	0.06	1	16.7	1	1

Table 3.48a Incidents recorded of *Criminal damage (not arson)* (ICCS 1212), incidents per 1,000 population, detection and proceedings, 2003 and 2004

	2003						2004					
	Recorded	Per 1,000 population	Detected	Detection Rate (%)	With any Proceedings	With relevant Proceedings	Recorded	Per 1,000 population	Detected	Detection Rate (%)	With any Proceedings	With relevant Proceedings
<b>State</b>	<b>32,529</b>	<b>8.17</b>	<b>6,904</b>	<b>21.2</b>	<b>4,357</b>	<b>4,252</b>	<b>35,435</b>	<b>8.75</b>	<b>6,662</b>	<b>18.8</b>	<b>3,995</b>	<b>3,903</b>
<b>Eastern Region</b>	<b>4,491</b>	<b>6.14</b>	<b>1,105</b>	<b>24.6</b>	<b>612</b>	<b>597</b>	<b>4,804</b>	<b>6.37</b>	<b>1,149</b>	<b>23.9</b>	<b>639</b>	<b>626</b>
Carlow/Kildare	1,269	6.09	345	27.2	160	156	1,380	6.43	375	27.2	172	168
Laois/Offaly	638	5.20	220	34.5	128	128	604	4.80	184	30.5	114	111
Longford/Westmeath	828	7.28	173	20.9	111	105	885	7.60	189	21.4	128	126
Louth/Meath	1,756	6.14	367	20.9	213	208	1,935	6.51	401	20.7	225	221
<b>Dublin Metropolitan Region</b>	<b>13,970</b>	<b>12.05</b>	<b>2,301</b>	<b>16.5</b>	<b>1,639</b>	<b>1,592</b>	<b>16,615</b>	<b>14.21</b>	<b>2,229</b>	<b>13.4</b>	<b>1,474</b>	<b>1,441</b>
Eastern DMR	1,647	15.69	232	14.1	145	141	1,929	17.95	200	10.4	107	104
North Central DMR	1,872	7.74	423	22.6	338	332	2,278	9.48	438	19.2	342	339
Northern DMR	2,753	10.84	389	14.1	249	239	3,276	12.82	414	12.6	237	231
South Central DMR	1,954	7.55	457	23.4	377	369	2,070	7.83	384	18.6	290	281
Southern DMR	2,611	35.22	391	15.0	259	251	3,516	46.72	410	11.7	266	264
Western DMR	3,133	13.91	409	13.1	271	260	3,546	15.66	383	10.8	232	222
<b>Northern Region</b>	<b>2,762</b>	<b>8.23</b>	<b>639</b>	<b>23.1</b>	<b>387</b>	<b>379</b>	<b>2,473</b>	<b>7.21</b>	<b>630</b>	<b>25.5</b>	<b>396</b>	<b>395</b>
Cavan/Monaghan	629	5.31	250	39.7	183	181	657	5.40	281	42.8	184	184
Donegal	1,158	8.30	255	22.0	134	129	1,120	7.87	233	20.8	143	142
Sligo/Leitrim	975	12.56	134	13.7	70	69	696	8.78	116	16.7	69	69
<b>South Eastern Region</b>	<b>2,660</b>	<b>5.40</b>	<b>835</b>	<b>31.4</b>	<b>471</b>	<b>464</b>	<b>2,764</b>	<b>5.52</b>	<b>785</b>	<b>28.4</b>	<b>389</b>	<b>383</b>
Tipperary	742	5.07	255	34.4	175	174	765	5.17	191	25.0	112	111
Waterford/Kilkenny	951	5.43	317	33.3	148	146	1,009	5.68	302	29.9	116	114
Wexford/Wicklow	967	5.66	263	27.2	148	144	990	5.66	292	29.5	161	158
<b>Southern Region</b>	<b>5,826</b>	<b>7.52</b>	<b>1,307</b>	<b>22.4</b>	<b>787</b>	<b>765</b>	<b>6,151</b>	<b>7.83</b>	<b>1,313</b>	<b>21.3</b>	<b>740</b>	<b>720</b>
Cork City	2,071	9.84	502	24.2	300	286	2,322	10.95	488	21.0	287	277
Cork North	719	5.60	156	21.7	92	92	746	5.66	194	26.0	92	91
Cork West	480	3.87	173	36.0	88	88	539	4.28	163	30.2	90	86
Kerry	510	3.91	149	29.2	90	89	567	4.30	163	28.7	72	71
Limerick	2,046	11.28	327	16.0	217	210	1,977	10.78	305	15.4	199	195
<b>Western Region</b>	<b>2,820</b>	<b>5.76</b>	<b>717</b>	<b>25.4</b>	<b>461</b>	<b>455</b>	<b>2,628</b>	<b>5.31</b>	<b>556</b>	<b>21.2</b>	<b>357</b>	<b>338</b>
Clare	671	6.59	128	19.1	73	73	663	6.44	106	16.0	60	56
Galway West	980	5.89	249	25.4	155	155	969	5.72	178	18.4	120	117
Mayo	727	5.81	188	25.9	126	122	635	5.04	149	23.5	83	81
Roscommon/Galway East	442	4.61	152	34.4	107	105	361	3.73	123	34.1	94	84

Table 3.48b Incidents recorded of *Criminal damage (not arson)* (ICCS 1212), incidents per 1,000 population, detection and proceedings, 2005 and 2006

	2005						2006					
	Recorded	Per 1,000 population	Detected	Detection Rate (%)	With any Proceedings	With relevant Proceedings	Recorded	Per 1,000 population	Detected	Detection Rate (%)	With any Proceedings	With relevant Proceedings
<b>State</b>	<b>38,192</b>	<b>9.23</b>	<b>7,017</b>	<b>18.4</b>	<b>4,036</b>	<b>3,956</b>	<b>41,802</b>	<b>9.86</b>	<b>8,528</b>	<b>20.4</b>	<b>4,197</b>	<b>4,110</b>
<b>Eastern Region</b>	<b>5,523</b>	<b>7.08</b>	<b>1,125</b>	<b>20.4</b>	<b>608</b>	<b>603</b>	<b>6,531</b>	<b>8.02</b>	<b>1,432</b>	<b>21.9</b>	<b>705</b>	<b>693</b>
Carlow/Kildare	1,547	6.98	278	18.0	135	134	1,903	8.25	405	21.3	171	169
Laois/Offaly	802	6.19	265	33.0	158	157	898	6.70	261	29.1	137	135
Longford/Westmeath	953	7.98	190	19.9	108	108	1,050	8.51	249	23.7	138	134
Louth/Meath	2,221	7.17	392	17.6	207	204	2,680	8.23	517	19.3	259	255
<b>Dublin Metropolitan Region</b>	<b>16,941</b>	<b>14.31</b>	<b>2,292</b>	<b>13.5</b>	<b>1,463</b>	<b>1,427</b>	<b>17,253</b>	<b>14.29</b>	<b>2,616</b>	<b>15.2</b>	<b>1,454</b>	<b>1,424</b>
Eastern DMR	2,316	20.89	292	12.6	154	150	2,229	19.12	344	15.4	149	147
North Central DMR	1,805	7.58	340	18.8	267	261	1,700	7.24	366	21.5	263	258
Northern DMR	3,469	13.46	405	11.7	230	223	3,465	13.27	478	13.8	231	226
South Central DMR	1,971	7.24	388	19.7	283	279	2,056	7.20	416	20.2	266	262
Southern DMR	3,612	47.04	414	11.5	239	234	3,466	43.68	484	14.0	247	245
Western DMR	3,768	16.54	453	12.0	290	280	4,337	18.83	528	12.2	298	286
<b>Northern Region</b>	<b>2,716</b>	<b>7.79</b>	<b>686</b>	<b>25.3</b>	<b>412</b>	<b>407</b>	<b>2,769</b>	<b>7.76</b>	<b>755</b>	<b>27.3</b>	<b>380</b>	<b>371</b>
Cavan/Monaghan	710	5.73	281	39.6	194	193	778	6.11	287	36.9	181	181
Donegal	1,226	8.49	267	21.8	143	140	1,219	8.28	327	26.8	139	132
Sligo/Leitrim	780	9.70	138	17.7	75	74	772	9.40	141	18.3	60	58
<b>South Eastern Region</b>	<b>3,103</b>	<b>6.05</b>	<b>835</b>	<b>26.9</b>	<b>380</b>	<b>377</b>	<b>4,204</b>	<b>8.00</b>	<b>1,021</b>	<b>24.3</b>	<b>424</b>	<b>417</b>
Tipperary	829	5.52	253	30.5	122	122	1,043	6.84	306	29.3	141	140
Waterford/Kilkenny	1,252	6.90	303	24.2	148	147	1,763	9.51	378	21.4	141	138
Wexford/Wicklow	1,022	5.65	279	27.3	110	108	1,398	7.46	337	24.1	142	139
<b>Southern Region</b>	<b>6,899</b>	<b>8.61</b>	<b>1,446</b>	<b>21.0</b>	<b>829</b>	<b>808</b>	<b>7,671</b>	<b>9.39</b>	<b>1,783</b>	<b>23.2</b>	<b>857</b>	<b>836</b>
Cork City	2,487	11.60	479	19.3	290	280	2,628	12.13	626	23.8	295	285
Cork North	839	6.11	244	29.1	131	126	869	6.10	228	26.2	88	86
Cork West	462	3.58	162	35.1	85	84	681	5.16	236	34.7	130	127
Kerry	515	3.84	159	30.9	88	86	672	4.93	197	29.3	84	82
Limerick	2,596	13.92	402	15.5	235	232	2,821	14.90	496	17.6	260	256
<b>Western Region</b>	<b>3,010</b>	<b>5.91</b>	<b>633</b>	<b>21.0</b>	<b>344</b>	<b>334</b>	<b>3,374</b>	<b>6.50</b>	<b>921</b>	<b>27.3</b>	<b>377</b>	<b>369</b>
Clare	710	6.72	160	22.5	77	74	769	7.13	230	29.9	108	105
Galway West	1,344	7.64	244	18.2	130	127	1,309	7.24	280	21.4	119	117
Mayo	664	5.17	146	22.0	86	82	852	6.55	271	31.8	87	84
Roscommon/Galway East	292	2.95	83	28.4	51	51	444	4.41	140	31.5	63	63

Table 3.49a Incidents recorded of *Litter offences* (ICCS 1221), incidents per 1,000 population, detection and proceedings, 2003 and 2004

	2003						2004					
	Recorded	Per 1,000 population	Detected	Detection Rate (%)	With any Proceedings	With relevant Proceedings	Recorded	Per 1,000 population	Detected	Detection Rate (%)	With any Proceedings	With relevant Proceedings
<b>State</b>	<b>87</b>	<b>0.02</b>	<b>68</b>	<b>78.2</b>	<b>54</b>	<b>54</b>	<b>106</b>	<b>0.03</b>	<b>82</b>	<b>77.4</b>	<b>59</b>	<b>59</b>
<b>Eastern Region</b>	<b>18</b>	<b>0.02</b>	<b>11</b>	<b>61.1</b>	<b>8</b>	<b>8</b>	<b>21</b>	<b>0.03</b>	<b>14</b>	<b>66.7</b>	<b>13</b>	<b>13</b>
Carlow/Kildare	3	0.01	3	100.0	2	2	7	0.03	7	100.0	7	7
Laois/Offaly	1	0.01	1	100.0	1	1	2	0.02	0	0.0	0	0
Longford/Westmeath	1	0.01	1	100.0	1	1	0	0.00	0	N/A	0	0
Louth/Meath	13	0.05	6	46.2	4	4	12	0.04	7	58.3	6	6
<b>Dublin Metropolitan Region</b>	<b>22</b>	<b>0.02</b>	<b>19</b>	<b>86.4</b>	<b>18</b>	<b>18</b>	<b>14</b>	<b>0.01</b>	<b>10</b>	<b>71.4</b>	<b>5</b>	<b>5</b>
Eastern DMR	6	0.06	4	66.7	3	3	4	0.04	3	75.0	2	2
North Central DMR	8	0.03	8	100.0	8	8	0	0.00	0	N/A	0	0
Northern DMR	2	0.01	2	100.0	2	2	1	0.00	1	100.0	0	0
South Central DMR	2	0.01	2	100.0	2	2	1	0.00	1	100.0	0	0
Southern DMR	1	0.01	1	100.0	1	1	6	0.08	4	66.7	2	2
Western DMR	3	0.01	2	66.7	2	2	2	0.01	1	50.0	1	1
<b>Northern Region</b>	<b>5</b>	<b>0.01</b>	<b>4</b>	<b>80.0</b>	<b>2</b>	<b>2</b>	<b>14</b>	<b>0.04</b>	<b>9</b>	<b>64.3</b>	<b>4</b>	<b>4</b>
Cavan/Monaghan	4	0.03	4	100.0	2	2	11	0.09	6	54.5	2	2
Donegal	1	0.01	0	0.0	0	0	3	0.02	3	100.0	2	2
Sligo/Leitrim	0	0.00	0	N/A	0	0	0	0.00	0	N/A	0	0
<b>South Eastern Region</b>	<b>11</b>	<b>0.02</b>	<b>9</b>	<b>81.8</b>	<b>8</b>	<b>8</b>	<b>13</b>	<b>0.03</b>	<b>13</b>	<b>100.0</b>	<b>10</b>	<b>10</b>
Tipperary	1	0.01	1	100.0	1	1	4	0.03	4	100.0	2	2
Waterford/Kilkenny	9	0.05	8	88.9	7	7	4	0.02	4	100.0	3	3
Wexford/Wicklow	1	0.01	0	0.0	0	0	5	0.03	5	100.0	5	5
<b>Southern Region</b>	<b>25</b>	<b>0.03</b>	<b>20</b>	<b>80.0</b>	<b>15</b>	<b>15</b>	<b>38</b>	<b>0.05</b>	<b>31</b>	<b>81.6</b>	<b>23</b>	<b>23</b>
Cork City	9	0.04	8	88.9	5	5	9	0.04	8	88.9	6	6
Cork North	8	0.06	5	62.5	4	4	9	0.07	7	77.8	6	6
Cork West	2	0.02	2	100.0	2	2	3	0.02	3	100.0	2	2
Kerry	2	0.02	1	50.0	0	0	2	0.02	2	100.0	1	1
Limerick	4	0.02	4	100.0	4	4	15	0.08	11	73.3	8	8
<b>Western Region</b>	<b>6</b>	<b>0.01</b>	<b>5</b>	<b>83.3</b>	<b>3</b>	<b>3</b>	<b>6</b>	<b>0.01</b>	<b>5</b>	<b>83.3</b>	<b>4</b>	<b>4</b>
Clare	3	0.03	3	100.0	2	2	2	0.02	1	50.0	1	1
Galway West	1	0.01	1	100.0	0	0	0	0.00	0	N/A	0	0
Mayo	2	0.02	1	50.0	1	1	3	0.02	3	100.0	2	2
Roscommon/Galway East	0	0.00	0	N/A	0	0	1	0.01	1	100.0	1	1

Table 3.49b Incidents recorded of *Litter offences* (ICCS 1221), incidents per 1,000 population, detection and proceedings, 2005 and 2006

	2005						2006					
	Recorded	Per 1,000 population	Detected	Detection Rate (%)	With any Proceedings	With relevant Proceedings	Recorded	Per 1,000 population	Detected	Detection Rate (%)	With any Proceedings	With relevant Proceedings
<b>State</b>	<b>128</b>	<b>0.03</b>	<b>91</b>	<b>71.1</b>	<b>52</b>	<b>50</b>	<b>133</b>	<b>0.03</b>	<b>90</b>	<b>67.7</b>	<b>54</b>	<b>54</b>
<b>Eastern Region</b>	<b>38</b>	<b>0.05</b>	<b>27</b>	<b>71.1</b>	<b>15</b>	<b>14</b>	<b>21</b>	<b>0.03</b>	<b>9</b>	<b>42.9</b>	<b>6</b>	<b>6</b>
Carlow/Kildare	14	0.06	13	92.9	4	3	6	0.03	3	50.0	2	2
Laois/Offaly	5	0.04	5	100.0	4	4	5	0.04	4	80.0	3	3
Longford/Westmeath	0	0.00	0	N/A	0	0	1	0.01	1	100.0	1	1
Louth/Meath	19	0.06	9	47.4	7	7	9	0.03	1	11.1	0	0
<b>Dublin Metropolitan Region</b>	<b>21</b>	<b>0.02</b>	<b>15</b>	<b>71.4</b>	<b>8</b>	<b>8</b>	<b>35</b>	<b>0.03</b>	<b>33</b>	<b>94.3</b>	<b>21</b>	<b>21</b>
Eastern DMR	4	0.04	1	25.0	0	0	3	0.03	3	100.0	0	0
North Central DMR	2	0.01	1	50.0	1	1	16	0.07	16	100.0	12	12
Northern DMR	1	0.00	1	100.0	0	0	3	0.01	2	66.7	1	1
South Central DMR	2	0.01	2	100.0	1	1	0	0.00	0	N/A	0	0
Southern DMR	5	0.07	4	80.0	3	3	4	0.05	4	100.0	3	3
Western DMR	7	0.03	6	85.7	3	3	9	0.04	8	88.9	5	5
<b>Northern Region</b>	<b>24</b>	<b>0.07</b>	<b>12</b>	<b>50.0</b>	<b>2</b>	<b>2</b>	<b>19</b>	<b>0.05</b>	<b>5</b>	<b>26.3</b>	<b>1</b>	<b>1</b>
Cavan/Monaghan	16	0.13	5	31.3	1	1	13	0.10	2	15.4	1	1
Donegal	7	0.05	6	85.7	1	1	4	0.03	2	50.0	0	0
Sligo/Leitrim	1	0.01	1	100.0	0	0	2	0.02	1	50.0	0	0
<b>South Eastern Region</b>	<b>9</b>	<b>0.02</b>	<b>9</b>	<b>100.0</b>	<b>5</b>	<b>5</b>	<b>12</b>	<b>0.02</b>	<b>8</b>	<b>66.7</b>	<b>2</b>	<b>2</b>
Tipperary	2	0.01	2	100.0	2	2	2	0.01	1	50.0	0	0
Waterford/Kilkenny	7	0.04	7	100.0	3	3	8	0.04	6	75.0	2	2
Wexford/Wicklow	0	0.00	0	N/A	0	0	2	0.01	1	50.0	0	0
<b>Southern Region</b>	<b>29</b>	<b>0.04</b>	<b>23</b>	<b>79.3</b>	<b>18</b>	<b>18</b>	<b>32</b>	<b>0.04</b>	<b>27</b>	<b>84.4</b>	<b>20</b>	<b>20</b>
Cork City	7	0.03	7	100.0	6	6	6	0.03	6	100.0	6	6
Cork North	7	0.05	5	71.4	3	3	7	0.05	5	71.4	3	3
Cork West	2	0.02	1	50.0	1	1	3	0.02	3	100.0	2	2
Kerry	3	0.02	2	66.7	1	1	4	0.03	3	75.0	2	2
Limerick	10	0.05	8	80.0	7	7	12	0.06	10	83.3	7	7
<b>Western Region</b>	<b>7</b>	<b>0.01</b>	<b>5</b>	<b>71.4</b>	<b>4</b>	<b>3</b>	<b>14</b>	<b>0.03</b>	<b>8</b>	<b>57.1</b>	<b>4</b>	<b>4</b>
Clare	4	0.04	3	75.0	2	1	7	0.06	6	85.7	2	2
Galway West	0	0.00	0	N/A	0	0	2	0.01	0	0.0	0	0
Mayo	2	0.02	2	100.0	2	2	2	0.02	1	50.0	1	1
Roscommon/Galway East	1	0.01	0	0.0	0	0	3	0.03	1	33.3	1	1

Table 3.50a Incidents recorded of *Disorderly conduct* (ICCS 131), incidents per 1,000 population, detection and proceedings, 2003 and 2004

	2003						2004					
	Recorded	Per 1,000 population	Detected	Detection Rate (%)	With any Proceedings	With relevant Proceedings	Recorded	Per 1,000 population	Detected	Detection Rate (%)	With any Proceedings	With relevant Proceedings
<b>State</b>	<b>37,673</b>	<b>9.46</b>	<b>35,933</b>	<b>95.4</b>	<b>24,605</b>	<b>24,533</b>	<b>38,234</b>	<b>9.45</b>	<b>36,574</b>	<b>95.7</b>	<b>24,536</b>	<b>24,474</b>
<b>Eastern Region</b>	<b>5,086</b>	<b>6.96</b>	<b>4,867</b>	<b>95.7</b>	<b>3,197</b>	<b>3,192</b>	<b>5,272</b>	<b>6.99</b>	<b>5,040</b>	<b>95.6</b>	<b>3,237</b>	<b>3,231</b>
Carlow/Kildare	1,836	8.81	1,809	98.5	1,147	1,144	1,913	8.91	1,879	98.2	1,155	1,155
Laois/Offaly	671	5.46	639	95.2	427	426	692	5.49	663	95.8	472	472
Longford/Westmeath	940	8.26	822	87.4	563	562	1,012	8.69	873	86.3	627	624
Louth/Meath	1,639	5.73	1,597	97.4	1,060	1,060	1,655	5.57	1,625	98.2	983	980
<b>Dublin Metropolitan Region</b>	<b>13,751</b>	<b>11.86</b>	<b>13,416</b>	<b>97.6</b>	<b>10,180</b>	<b>10,143</b>	<b>13,809</b>	<b>11.81</b>	<b>13,423</b>	<b>97.2</b>	<b>9,882</b>	<b>9,849</b>
Eastern DMR	1,686	16.06	1,629	96.6	1,142	1,138	1,731	16.11	1,643	94.9	1,064	1,059
North Central DMR	3,699	15.30	3,663	99.0	3,262	3,251	3,257	13.55	3,230	99.2	2,883	2,873
Northern DMR	1,563	6.15	1,481	94.8	894	890	1,593	6.23	1,555	97.6	865	860
South Central DMR	3,050	11.79	3,005	98.5	2,511	2,504	3,168	11.98	3,108	98.1	2,586	2,581
Southern DMR	1,725	23.27	1,685	97.7	1,188	1,183	1,895	25.18	1,770	93.4	1,159	1,154
Western DMR	2,028	9.00	1,953	96.3	1,183	1,177	2,165	9.56	2,117	97.8	1,325	1,322
<b>Northern Region</b>	<b>2,954</b>	<b>8.80</b>	<b>2,646</b>	<b>89.6</b>	<b>1,683</b>	<b>1,677</b>	<b>3,170</b>	<b>9.24</b>	<b>2,929</b>	<b>92.4</b>	<b>1,951</b>	<b>1,947</b>
Cavan/Monaghan	1,037	8.76	996	96.0	739	737	1,387	11.41	1,362	98.2	1,011	1,009
Donegal	1,451	10.40	1,245	85.8	686	684	1,379	9.69	1,202	87.2	716	714
Sligo/Leitrim	466	6.00	405	86.9	258	256	404	5.10	365	90.3	224	224
<b>South Eastern Region</b>	<b>4,808</b>	<b>9.76</b>	<b>4,684</b>	<b>97.4</b>	<b>2,625</b>	<b>2,618</b>	<b>4,805</b>	<b>9.60</b>	<b>4,659</b>	<b>97.0</b>	<b>2,557</b>	<b>2,550</b>
Tipperary	955	6.52	916	95.9	591	591	1,151	7.78	1,104	95.9	671	671
Waterford/Kilkenny	2,752	15.72	2,731	99.2	1,347	1,343	2,528	14.23	2,512	99.4	1,270	1,266
Wexford/Wicklow	1,101	6.44	1,037	94.2	687	684	1,126	6.43	1,043	92.6	616	613
<b>Southern Region</b>	<b>7,777</b>	<b>10.03</b>	<b>7,320</b>	<b>94.1</b>	<b>4,983</b>	<b>4,972</b>	<b>7,834</b>	<b>9.98</b>	<b>7,427</b>	<b>94.8</b>	<b>5,019</b>	<b>5,012</b>
Cork City	3,340	15.86	3,312	99.2	2,357	2,353	3,266	15.40	3,243	99.3	2,324	2,319
Cork North	854	6.65	510	59.7	363	363	966	7.33	675	69.9	495	495
Cork West	755	6.08	730	96.7	470	469	735	5.83	711	96.7	473	472
Kerry	1,424	10.91	1,411	99.1	848	844	1,373	10.41	1,344	97.9	786	785
Limerick	1,404	7.74	1,357	96.7	945	943	1,494	8.15	1,454	97.3	941	941
<b>Western Region</b>	<b>3,297</b>	<b>6.74</b>	<b>3,000</b>	<b>91.0</b>	<b>1,937</b>	<b>1,931</b>	<b>3,344</b>	<b>6.75</b>	<b>3,096</b>	<b>92.6</b>	<b>1,890</b>	<b>1,885</b>
Clare	601	5.90	552	91.8	349	346	716	6.95	667	93.2	368	367
Galway West	1,393	8.37	1,224	87.9	761	759	1,334	7.88	1,212	90.9	793	790
Mayo	877	7.01	852	97.1	523	522	833	6.61	795	95.4	403	402
Roscommon/Galway East	426	4.44	372	87.3	304	304	461	4.76	422	91.5	326	326

Table 3.50b Incidents recorded of *Disorderly conduct* (ICCS 131), incidents per 1,000 population, detection and proceedings, 2005 and 2006

	2005						2006					
	Recorded	Per 1,000 population	Detected	Detection Rate (%)	With any Proceedings	With relevant Proceedings	Recorded	Per 1,000 population	Detected	Detection Rate (%)	With any Proceedings	With relevant Proceedings
<b>State</b>	<b>42,437</b>	<b>10.26</b>	<b>40,635</b>	<b>95.8</b>	<b>26,853</b>	<b>26,804</b>	<b>47,214</b>	<b>11.14</b>	<b>45,068</b>	<b>95.5</b>	<b>27,090</b>	<b>27,031</b>
<b>Eastern Region</b>	<b>5,803</b>	<b>7.43</b>	<b>5,537</b>	<b>95.4</b>	<b>3,636</b>	<b>3,629</b>	<b>6,154</b>	<b>7.56</b>	<b>5,917</b>	<b>96.1</b>	<b>3,648</b>	<b>3,643</b>
Carlow/Kildare	1,804	8.13	1,779	98.6	1,044	1,041	1,704	7.38	1,661	97.5	859	859
Laois/Offaly	940	7.26	896	95.3	634	634	888	6.62	853	96.1	523	519
Longford/Westmeath	1,076	9.00	916	85.1	661	659	1,256	10.18	1,191	94.8	810	810
Louth/Meath	1,983	6.40	1,946	98.1	1,297	1,295	2,306	7.08	2,212	95.9	1,456	1,455
<b>Dublin Metropolitan Region</b>	<b>14,642</b>	<b>12.37</b>	<b>14,309</b>	<b>97.7</b>	<b>10,357</b>	<b>10,334</b>	<b>15,964</b>	<b>13.22</b>	<b>15,317</b>	<b>95.9</b>	<b>9,777</b>	<b>9,740</b>
Eastern DMR	1,845	16.64	1,749	94.8	1,114	1,110	2,169	18.61	2,005	92.4	1,131	1,125
North Central DMR	3,125	13.12	3,084	98.7	2,671	2,669	2,877	12.26	2,828	98.3	2,244	2,243
Northern DMR	1,762	6.84	1,722	97.7	1,045	1,040	2,305	8.83	2,135	92.6	1,138	1,129
South Central DMR	3,177	11.67	3,118	98.1	2,580	2,575	3,467	12.15	3,370	97.2	2,372	2,360
Southern DMR	1,941	25.28	1,899	97.8	1,235	1,232	2,229	28.09	2,119	95.1	1,126	1,121
Western DMR	2,792	12.25	2,737	98.0	1,712	1,708	2,917	12.66	2,860	98.0	1,766	1,762
<b>Northern Region</b>	<b>3,868</b>	<b>11.09</b>	<b>3,556</b>	<b>91.9</b>	<b>2,437</b>	<b>2,432</b>	<b>4,523</b>	<b>12.68</b>	<b>4,242</b>	<b>93.8</b>	<b>2,806</b>	<b>2,804</b>
Cavan/Monaghan	1,571	12.67	1,545	98.3	1,210	1,206	1,697	13.32	1,672	98.5	1,288	1,287
Donegal	1,685	11.67	1,457	86.5	899	898	2,098	14.24	1,877	89.5	1,074	1,074
Sligo/Leitrim	612	7.61	554	90.5	328	328	728	8.86	693	95.2	444	443
<b>South Eastern Region</b>	<b>4,992</b>	<b>9.74</b>	<b>4,785</b>	<b>95.9</b>	<b>2,698</b>	<b>2,692</b>	<b>5,611</b>	<b>10.68</b>	<b>5,363</b>	<b>95.6</b>	<b>2,910</b>	<b>2,903</b>
Tipperary	1,255	8.36	1,186	94.5	787	786	1,356	8.89	1,263	93.1	807	806
Waterford/Kilkenny	2,526	13.92	2,440	96.6	1,220	1,217	2,780	14.99	2,678	96.3	1,286	1,283
Wexford/Wicklow	1,211	6.69	1,159	95.7	691	689	1,475	7.87	1,422	96.4	817	814
<b>Southern Region</b>	<b>9,253</b>	<b>11.54</b>	<b>8,893</b>	<b>96.1</b>	<b>5,703</b>	<b>5,698</b>	<b>10,281</b>	<b>12.59</b>	<b>9,937</b>	<b>96.7</b>	<b>5,877</b>	<b>5,871</b>
Cork City	3,460	16.14	3,438	99.4	2,494	2,492	3,593	16.58	3,554	98.9	2,341	2,338
Cork North	1,209	8.80	946	78.2	694	694	1,326	9.31	1,183	89.2	650	650
Cork West	994	7.70	977	98.3	628	627	1,187	9.00	1,149	96.8	708	708
Kerry	1,756	13.09	1,743	99.3	839	838	2,085	15.31	2,050	98.3	978	977
Limerick	1,834	9.84	1,789	97.5	1,048	1,047	2,090	11.04	2,001	95.7	1,200	1,198
<b>Western Region</b>	<b>3,879</b>	<b>7.62</b>	<b>3,555</b>	<b>91.6</b>	<b>2,022</b>	<b>2,019</b>	<b>4,681</b>	<b>9.01</b>	<b>4,292</b>	<b>91.7</b>	<b>2,072</b>	<b>2,070</b>
Clare	964	9.12	897	93.0	465	464	1,030	9.56	986	95.7	540	539
Galway West	1,501	8.54	1,343	89.5	765	765	2,025	11.20	1,785	88.1	706	705
Mayo	886	6.90	844	95.3	441	439	992	7.62	924	93.1	426	426
Roscommon/Galway East	528	5.33	471	89.2	351	351	634	6.30	597	94.2	400	400

Table 3.51a Incidents recorded of *Trespass offences* (ICCS 132), incidents per 1,000 population, detection and proceedings, 2003 and 2004

	2003						2004					
	Recorded	Per 1,000 population	Detected	Detection Rate (%)	With any Proceedings	With relevant Proceedings	Recorded	Per 1,000 population	Detected	Detection Rate (%)	With any Proceedings	With relevant Proceedings
<b>State</b>	<b>1,438</b>	<b>0.36</b>	<b>1,248</b>	<b>86.8</b>	<b>772</b>	<b>739</b>	<b>1,565</b>	<b>0.39</b>	<b>1,317</b>	<b>84.2</b>	<b>758</b>	<b>741</b>
<b>Eastern Region</b>	<b>171</b>	<b>0.23</b>	<b>150</b>	<b>87.7</b>	<b>82</b>	<b>77</b>	<b>192</b>	<b>0.25</b>	<b>162</b>	<b>84.4</b>	<b>94</b>	<b>93</b>
Carlow/Kildare	60	0.29	54	90.0	28	28	81	0.38	71	87.7	42	42
Laois/Offaly	30	0.24	24	80.0	10	8	34	0.27	27	79.4	20	20
Longford/Westmeath	20	0.18	16	80.0	9	9	26	0.22	19	73.1	12	12
Louth/Meath	61	0.21	56	91.8	35	32	51	0.17	45	88.2	20	19
<b>Dublin Metropolitan Region</b>	<b>853</b>	<b>0.74</b>	<b>761</b>	<b>89.2</b>	<b>496</b>	<b>491</b>	<b>901</b>	<b>0.77</b>	<b>771</b>	<b>85.6</b>	<b>487</b>	<b>479</b>
Eastern DMR	83	0.79	58	69.9	35	34	88	0.82	60	68.2	44	43
North Central DMR	135	0.56	128	94.8	97	97	152	0.63	142	93.4	112	112
Northern DMR	135	0.53	118	87.4	66	64	145	0.57	122	84.1	63	63
South Central DMR	236	0.91	229	97.0	181	181	199	0.75	187	94.0	141	138
Southern DMR	130	1.75	107	82.3	54	53	161	2.14	122	75.8	62	61
Western DMR	134	0.59	121	90.3	63	62	156	0.69	138	88.5	65	62
<b>Northern Region</b>	<b>82</b>	<b>0.24</b>	<b>51</b>	<b>62.2</b>	<b>29</b>	<b>27</b>	<b>72</b>	<b>0.21</b>	<b>45</b>	<b>62.5</b>	<b>31</b>	<b>30</b>
Cavan/Monaghan	28	0.24	24	85.7	15	15	22	0.18	18	81.8	14	13
Donegal	22	0.16	15	68.2	7	7	20	0.14	14	70.0	9	9
Sligo/Leitrim	32	0.41	12	37.5	7	5	30	0.38	13	43.3	8	8
<b>South Eastern Region</b>	<b>110</b>	<b>0.22</b>	<b>100</b>	<b>90.9</b>	<b>45</b>	<b>42</b>	<b>148</b>	<b>0.30</b>	<b>130</b>	<b>87.8</b>	<b>39</b>	<b>36</b>
Tipperary	14	0.10	13	92.9	9	9	30	0.20	23	76.7	12	12
Waterford/Kilkenny	59	0.34	58	98.3	15	15	89	0.50	83	93.3	17	16
Wexford/Wicklow	37	0.22	29	78.4	21	18	29	0.17	24	82.8	10	8
<b>Southern Region</b>	<b>155</b>	<b>0.20</b>	<b>131</b>	<b>84.5</b>	<b>84</b>	<b>67</b>	<b>179</b>	<b>0.23</b>	<b>153</b>	<b>85.5</b>	<b>74</b>	<b>71</b>
Cork City	70	0.33	64	91.4	39	23	55	0.26	47	85.5	27	26
Cork North	12	0.09	6	50.0	4	4	3	0.02	0	0.0	0	0
Cork West	13	0.10	8	61.5	5	5	23	0.18	22	95.7	7	7
Kerry	23	0.18	21	91.3	14	13	21	0.16	17	81.0	8	8
Limerick	37	0.20	32	86.5	22	22	77	0.42	67	87.0	32	30
<b>Western Region</b>	<b>67</b>	<b>0.14</b>	<b>55</b>	<b>82.1</b>	<b>36</b>	<b>35</b>	<b>73</b>	<b>0.15</b>	<b>56</b>	<b>76.7</b>	<b>33</b>	<b>32</b>
Clare	28	0.28	23	82.1	13	12	23	0.22	17	73.9	7	7
Galway West	18	0.11	15	83.3	13	13	33	0.19	24	72.7	17	17
Mayo	10	0.08	9	90.0	3	3	13	0.10	11	84.6	6	5
Roscommon/Galway East	11	0.11	8	72.7	7	7	4	0.04	4	100.0	3	3



Table 3.51b Incidents recorded of *Trespass offences* (ICCS 132), incidents per 1,000 population, detection and proceedings, 2005 and 2006

	2005						2006					
	Recorded	Per 1,000 population	Detected	Detection Rate (%)	With any Proceedings	With relevant Proceedings	Recorded	Per 1,000 population	Detected	Detection Rate (%)	With any Proceedings	With relevant Proceedings
<b>State</b>	<b>1,842</b>	<b>0.45</b>	<b>1,493</b>	<b>81.1</b>	<b>806</b>	<b>788</b>	<b>2,356</b>	<b>0.56</b>	<b>1,859</b>	<b>78.9</b>	<b>1,025</b>	<b>1,007</b>
<b>Eastern Region</b>	<b>249</b>	<b>0.32</b>	<b>183</b>	<b>73.5</b>	<b>100</b>	<b>98</b>	<b>272</b>	<b>0.33</b>	<b>198</b>	<b>72.8</b>	<b>102</b>	<b>98</b>
Carlow/Kildare	74	0.33	52	70.3	22	22	65	0.28	56	86.2	26	25
Laois/Offaly	60	0.46	40	66.7	26	26	63	0.47	36	57.1	23	22
Longford/Westmeath	39	0.33	29	74.4	16	16	50	0.41	40	80.0	18	18
Louth/Meath	76	0.25	62	81.6	36	34	94	0.29	66	70.2	35	33
<b>Dublin Metropolitan Region</b>	<b>1,000</b>	<b>0.84</b>	<b>859</b>	<b>85.9</b>	<b>511</b>	<b>501</b>	<b>1,269</b>	<b>1.05</b>	<b>1,104</b>	<b>87.0</b>	<b>669</b>	<b>665</b>
Eastern DMR	114	1.03	85	74.6	40	38	174	1.49	128	73.6	65	65
North Central DMR	170	0.71	156	91.8	123	123	241	1.03	227	94.2	176	175
Northern DMR	177	0.69	138	78.0	77	75	204	0.78	159	77.9	69	69
South Central DMR	171	0.63	156	91.2	113	112	247	0.87	232	93.9	158	158
Southern DMR	198	2.58	171	86.4	81	78	221	2.78	190	86.0	102	100
Western DMR	170	0.75	153	90.0	77	75	182	0.79	168	92.3	99	98
<b>Northern Region</b>	<b>93</b>	<b>0.27</b>	<b>45</b>	<b>48.4</b>	<b>25</b>	<b>24</b>	<b>109</b>	<b>0.31</b>	<b>68</b>	<b>62.4</b>	<b>45</b>	<b>43</b>
Cavan/Monaghan	23	0.19	16	69.6	7	7	34	0.27	24	70.6	16	15
Donegal	25	0.17	15	60.0	9	9	43	0.29	26	60.5	16	15
Sligo/Leitrim	45	0.56	14	31.1	9	8	32	0.39	18	56.3	13	13
<b>South Eastern Region</b>	<b>158</b>	<b>0.31</b>	<b>128</b>	<b>81.0</b>	<b>47</b>	<b>46</b>	<b>213</b>	<b>0.41</b>	<b>133</b>	<b>62.4</b>	<b>46</b>	<b>44</b>
Tipperary	27	0.18	23	85.2	14	13	58	0.38	44	75.9	15	15
Waterford/Kilkenny	92	0.51	71	77.2	25	25	106	0.57	63	59.4	19	18
Wexford/Wicklow	39	0.22	34	87.2	8	8	49	0.26	26	53.1	12	11
<b>Southern Region</b>	<b>211</b>	<b>0.26</b>	<b>176</b>	<b>83.4</b>	<b>81</b>	<b>80</b>	<b>318</b>	<b>0.39</b>	<b>241</b>	<b>75.8</b>	<b>121</b>	<b>115</b>
Cork City	66	0.31	56	84.8	33	33	79	0.36	70	88.6	36	31
Cork North	19	0.14	13	68.4	7	7	39	0.27	15	38.5	6	5
Cork West	26	0.20	17	65.4	9	9	26	0.20	17	65.4	8	8
Kerry	35	0.26	31	88.6	6	6	46	0.34	40	87.0	22	22
Limerick	65	0.35	59	90.8	26	25	128	0.68	99	77.3	49	49
<b>Western Region</b>	<b>131</b>	<b>0.26</b>	<b>102</b>	<b>77.9</b>	<b>42</b>	<b>39</b>	<b>175</b>	<b>0.34</b>	<b>115</b>	<b>65.7</b>	<b>42</b>	<b>42</b>
Clare	59	0.56	53	89.8	10	10	49	0.45	43	87.8	10	10
Galway West	46	0.26	33	71.7	21	19	88	0.49	46	52.3	20	20
Mayo	9	0.07	7	77.8	4	3	20	0.15	13	65.0	5	5
Roscommon/Galway East	17	0.17	9	52.9	7	7	18	0.18	13	72.2	7	7

Table 3.52a Incidents recorded of *Liquor licensing offences* (133), incidents per 1,000 population, detection and proceedings, 2003 and 2004

	2003						2004					
	Recorded	Per 1,000 population	Detected	Detection Rate (%)	With any Proceedings	With relevant Proceedings	Recorded	Per 1,000 population	Detected	Detection Rate (%)	With any Proceedings	With relevant Proceedings
<b>State</b>	<b>4,363</b>	<b>1.10</b>	<b>2,025</b>	<b>46.4</b>	<b>1,189</b>	<b>1,177</b>	<b>6,687</b>	<b>1.65</b>	<b>2,068</b>	<b>30.9</b>	<b>1,091</b>	<b>1,068</b>
<b>Eastern Region</b>	<b>990</b>	<b>1.35</b>	<b>307</b>	<b>31.0</b>	<b>205</b>	<b>203</b>	<b>1,013</b>	<b>1.34</b>	<b>258</b>	<b>25.5</b>	<b>138</b>	<b>138</b>
Carlow/Kildare	92	0.44	74	80.4	45	44	202	0.94	62	30.7	33	33
Laois/Offaly	449	3.66	124	27.6	90	90	344	2.73	92	26.7	58	58
Longford/Westmeath	363	3.19	43	11.8	21	20	359	3.08	48	13.4	14	14
Louth/Meath	86	0.30	66	76.7	49	49	108	0.36	56	51.9	33	33
<b>Dublin Metropolitan Region</b>	<b>262</b>	<b>0.23</b>	<b>124</b>	<b>47.3</b>	<b>59</b>	<b>57</b>	<b>1,567</b>	<b>1.34</b>	<b>159</b>	<b>10.1</b>	<b>72</b>	<b>66</b>
Eastern DMR	39	0.37	27	69.2	7	7	52	0.48	10	19.2	1	1
North Central DMR	82	0.34	28	34.1	16	16	862	3.59	82	9.5	37	35
Northern DMR	14	0.06	9	64.3	1	0	17	0.07	12	70.6	4	4
South Central DMR	29	0.11	19	65.5	12	12	37	0.14	21	56.8	12	12
Southern DMR	26	0.35	21	80.8	10	9	531	7.06	18	3.4	8	8
Western DMR	72	0.32	20	27.8	13	13	68	0.30	16	23.5	10	6
<b>Northern Region</b>	<b>852</b>	<b>2.54</b>	<b>317</b>	<b>37.2</b>	<b>209</b>	<b>207</b>	<b>1,357</b>	<b>3.96</b>	<b>266</b>	<b>19.6</b>	<b>151</b>	<b>147</b>
Cavan/Monaghan	150	1.27	121	80.7	92	92	277	2.28	144	52.0	87	87
Donegal	657	4.71	178	27.1	105	103	838	5.89	95	11.3	49	46
Sligo/Leitrim	45	0.58	18	40.0	12	12	242	3.05	27	11.2	15	14
<b>South Eastern Region</b>	<b>513</b>	<b>1.04</b>	<b>402</b>	<b>78.4</b>	<b>135</b>	<b>134</b>	<b>811</b>	<b>1.62</b>	<b>359</b>	<b>44.3</b>	<b>136</b>	<b>135</b>
Tipperary	156	1.07	71	45.5	46	46	543	3.67	126	23.2	72	72
Waterford/Kilkenny	260	1.48	258	99.2	33	33	166	0.93	159	95.8	33	33
Wexford/Wicklow	97	0.57	73	75.3	56	55	102	0.58	74	72.5	31	30
<b>Southern Region</b>	<b>864</b>	<b>1.11</b>	<b>519</b>	<b>60.1</b>	<b>374</b>	<b>369</b>	<b>1,248</b>	<b>1.59</b>	<b>719</b>	<b>57.6</b>	<b>399</b>	<b>388</b>
Cork City	158	0.75	106	67.1	65	60	232	1.09	150	64.7	96	87
Cork North	101	0.79	62	61.4	47	47	99	0.75	77	77.8	44	43
Cork West	123	0.99	116	94.3	73	73	203	1.61	186	91.6	87	86
Kerry	318	2.44	126	39.6	95	95	350	2.65	122	34.9	62	62
Limerick	164	0.90	109	66.5	94	94	364	1.98	184	50.5	110	110
<b>Western Region</b>	<b>882</b>	<b>1.80</b>	<b>356</b>	<b>40.4</b>	<b>207</b>	<b>207</b>	<b>691</b>	<b>1.40</b>	<b>307</b>	<b>44.4</b>	<b>195</b>	<b>194</b>
Clare	59	0.58	53	89.8	19	19	98	0.95	62	63.3	30	30
Galway West	210	1.26	63	30.0	51	51	206	1.22	76	36.9	49	48
Mayo	405	3.24	186	45.9	103	103	250	1.98	105	42.0	73	73
Roscommon/Galway East	208	2.17	54	26.0	34	34	137	1.41	64	46.7	43	43

Table 3.52b Incidents recorded of *Liquor licensing offences* (133), incidents per 1,000 population, detection and proceedings, 2005 and 2006

	2005						2006					
	Recorded	Per 1,000 population	Detected	Detection Rate (%)	With any Proceedings	With relevant Proceedings	Recorded	Per 1,000 population	Detected	Detection Rate (%)	With any Proceedings	With relevant Proceedings
<b>State</b>	<b>9,683</b>	<b>2.34</b>	<b>2,415</b>	<b>24.9</b>	<b>1,179</b>	<b>1,157</b>	<b>5,749</b>	<b>1.36</b>	<b>2,431</b>	<b>42.3</b>	<b>954</b>	<b>920</b>
<b>Eastern Region</b>	<b>1,603</b>	<b>2.05</b>	<b>279</b>	<b>17.4</b>	<b>151</b>	<b>151</b>	<b>814</b>	<b>1.00</b>	<b>244</b>	<b>30.0</b>	<b>129</b>	<b>127</b>
Carlow/Kildare	317	1.43	68	21.5	37	37	177	0.77	57	32.2	37	37
Laois/Offaly	539	4.16	89	16.5	52	52	169	1.26	66	39.1	32	32
Longford/Westmeath	433	3.62	49	11.3	21	21	236	1.91	34	14.4	12	12
Louth/Meath	314	1.01	73	23.2	41	41	232	0.71	87	37.5	48	46
<b>Dublin Metropolitan Region</b>	<b>2,412</b>	<b>2.04</b>	<b>203</b>	<b>8.4</b>	<b>82</b>	<b>79</b>	<b>894</b>	<b>0.74</b>	<b>248</b>	<b>27.7</b>	<b>73</b>	<b>65</b>
Eastern DMR	280	2.53	36	12.9	9	9	69	0.59	41	59.4	11	11
North Central DMR	861	3.61	51	5.9	32	32	326	1.39	33	10.1	14	14
Northern DMR	59	0.23	9	15.3	2	1	68	0.26	31	45.6	5	5
South Central DMR	249	0.91	61	24.5	28	28	131	0.46	54	41.2	16	16
Southern DMR	621	8.09	25	4.0	8	6	225	2.84	50	22.2	20	16
Western DMR	342	1.50	21	6.1	3	3	75	0.33	39	52.0	7	3
<b>Northern Region</b>	<b>2,045</b>	<b>5.86</b>	<b>340</b>	<b>16.6</b>	<b>170</b>	<b>169</b>	<b>625</b>	<b>1.75</b>	<b>299</b>	<b>47.8</b>	<b>165</b>	<b>163</b>
Cavan/Monaghan	194	1.56	126	64.9	71	71	148	1.16	129	87.2	85	84
Donegal	1,116	7.73	156	14.0	76	75	235	1.60	141	60.0	65	64
Sligo/Leitrim	735	9.14	58	7.9	23	23	242	2.95	29	12.0	15	15
<b>South Eastern Region</b>	<b>1,171</b>	<b>2.28</b>	<b>459</b>	<b>39.2</b>	<b>130</b>	<b>129</b>	<b>1,607</b>	<b>3.06</b>	<b>548</b>	<b>34.1</b>	<b>127</b>	<b>126</b>
Tipperary	757	5.04	126	16.6	43	43	992	6.50	142	14.3	48	48
Waterford/Kilkenny	249	1.37	221	88.8	60	59	321	1.73	235	73.2	39	38
Wexford/Wicklow	165	0.91	112	67.9	27	27	294	1.57	171	58.2	40	40
<b>Southern Region</b>	<b>1,463</b>	<b>1.83</b>	<b>792</b>	<b>54.1</b>	<b>471</b>	<b>456</b>	<b>1,340</b>	<b>1.64</b>	<b>820</b>	<b>61.2</b>	<b>327</b>	<b>307</b>
Cork City	366	1.71	218	59.6	145	133	298	1.38	194	65.1	73	57
Cork North	166	1.21	115	69.3	72	72	207	1.45	172	83.1	65	64
Cork West	194	1.50	160	82.5	87	87	171	1.30	139	81.3	48	46
Kerry	475	3.54	168	35.4	107	106	411	3.02	161	39.2	78	77
Limerick	262	1.41	131	50.0	60	58	253	1.34	154	60.9	63	63
<b>Western Region</b>	<b>989</b>	<b>1.94</b>	<b>342</b>	<b>34.6</b>	<b>175</b>	<b>173</b>	<b>469</b>	<b>0.90</b>	<b>272</b>	<b>58.0</b>	<b>133</b>	<b>132</b>
Clare	246	2.33	71	28.9	26	26	98	0.91	55	56.1	19	19
Galway West	304	1.73	108	35.5	51	51	162	0.90	68	42.0	23	23
Mayo	218	1.70	86	39.4	43	41	131	1.01	88	67.2	53	53
Roscommon/Galway East	221	2.23	77	34.8	55	55	78	0.77	61	78.2	38	37

Table 3.53a Incidents recorded of *Prostitution offences* (ICCS 134), incidents per 1,000 population, detection and proceedings, 2003 and 2004

	2003						2004					
	Recorded	Per 1,000 population	Detected	Detection Rate (%)	With any Proceedings	With relevant Proceedings	Recorded	Per 1,000 population	Detected	Detection Rate (%)	With any Proceedings	With relevant Proceedings
<b>State</b>	<b>189</b>	<b>0.05</b>	<b>177</b>	<b>93.7</b>	<b>157</b>	<b>157</b>	<b>219</b>	<b>0.05</b>	<b>210</b>	<b>95.9</b>	<b>191</b>	<b>189</b>
<b>Eastern Region</b>	<b>2</b>	<b>0.00</b>	<b>2</b>	<b>100.0</b>	<b>2</b>	<b>2</b>	<b>4</b>	<b>0.01</b>	<b>3</b>	<b>75.0</b>	<b>2</b>	<b>1</b>
Carlow/Kildare	1	0.00	1	100.0	1	1	0	0.00	0	N/A	0	0
Laois/Offaly	0	0.00	0	N/A	0	0	0	0.00	0	N/A	0	0
Longford/Westmeath	0	0.00	0	N/A	0	0	2	0.02	2	100.0	1	1
Louth/Meath	1	0.00	1	100.0	1	1	2	0.01	1	50.0	1	0
<b>Dublin Metropolitan Region</b>	<b>181</b>	<b>0.16</b>	<b>170</b>	<b>93.9</b>	<b>152</b>	<b>152</b>	<b>207</b>	<b>0.18</b>	<b>200</b>	<b>96.6</b>	<b>188</b>	<b>187</b>
Eastern DMR	0	0.00	0	N/A	0	0	0	0.00	0	N/A	0	0
North Central DMR	124	0.51	120	96.8	117	117	171	0.71	168	98.2	165	165
Northern DMR	0	0.00	0	N/A	0	0	0	0.00	0	N/A	0	0
South Central DMR	55	0.21	48	87.3	33	33	36	0.14	32	88.9	23	22
Southern DMR	2	0.03	2	100.0	2	2	0	0.00	0	N/A	0	0
Western DMR	0	0.00	0	N/A	0	0	0	0.00	0	N/A	0	0
<b>Northern Region</b>	<b>1</b>	<b>0.00</b>	<b>1</b>	<b>100.0</b>	<b>1</b>	<b>1</b>	<b>0</b>	<b>0.00</b>	<b>0</b>	<b>N/A</b>	<b>0</b>	<b>0</b>
Cavan/Monaghan	0	0.00	0	N/A	0	0	0	0.00	0	N/A	0	0
Donegal	0	0.00	0	N/A	0	0	0	0.00	0	N/A	0	0
Sligo/Leitrim	1	0.01	1	100.0	1	1	0	0.00	0	N/A	0	0
<b>South Eastern Region</b>	<b>2</b>	<b>0.00</b>	<b>2</b>	<b>100.0</b>	<b>0</b>	<b>0</b>	<b>6</b>	<b>0.01</b>	<b>6</b>	<b>100.0</b>	<b>0</b>	<b>0</b>
Tipperary	0	0.00	0	N/A	0	0	1	0.01	1	100.0	0	0
Waterford/Kilkenny	0	0.00	0	N/A	0	0	0	0.00	0	N/A	0	0
Wexford/Wicklow	2	0.01	2	100.0	0	0	5	0.03	5	100.0	0	0
<b>Southern Region</b>	<b>3</b>	<b>0.00</b>	<b>2</b>	<b>66.7</b>	<b>2</b>	<b>2</b>	<b>1</b>	<b>0.00</b>	<b>0</b>	<b>0.0</b>	<b>0</b>	<b>0</b>
Cork City	2	0.01	2	100.0	2	2	0	0.00	0	N/A	0	0
Cork North	0	0.00	0	N/A	0	0	0	0.00	0	N/A	0	0
Cork West	0	0.00	0	N/A	0	0	1	0.01	0	0.0	0	0
Kerry	0	0.00	0	N/A	0	0	0	0.00	0	N/A	0	0
Limerick	1	0.01	0	0.0	0	0	0	0.00	0	N/A	0	0
<b>Western Region</b>	<b>0</b>	<b>0.00</b>	<b>0</b>	<b>N/A</b>	<b>0</b>	<b>0</b>	<b>1</b>	<b>0.00</b>	<b>1</b>	<b>100.0</b>	<b>1</b>	<b>1</b>
Clare	0	0.00	0	N/A	0	0	0	0.00	0	N/A	0	0
Galway West	0	0.00	0	N/A	0	0	1	0.01	1	100.0	1	1
Mayo	0	0.00	0	N/A	0	0	0	0.00	0	N/A	0	0
Roscommon/Galway East	0	0.00	0	N/A	0	0	0	0.00	0	N/A	0	0

Table 3.53b Incidents recorded of *Prostitution offences (ICCS 134)*, incidents per 1,000 population, detection and proceedings, 2005 and 2006

	2005						2006					
	Recorded	Per 1,000 population	Detected	Detection Rate (%)	With any Proceedings	With relevant Proceedings	Recorded	Per 1,000 population	Detected	Detection Rate (%)	With any Proceedings	With relevant Proceedings
<b>State</b>	<b>84</b>	<b>0.02</b>	<b>75</b>	<b>89.3</b>	<b>55</b>	<b>55</b>	<b>108</b>	<b>0.03</b>	<b>95</b>	<b>88.0</b>	<b>63</b>	<b>63</b>
<b>Eastern Region</b>	<b>5</b>	<b>0.01</b>	<b>4</b>	<b>80.0</b>	<b>0</b>	<b>0</b>	<b>6</b>	<b>0.01</b>	<b>4</b>	<b>66.7</b>	<b>0</b>	<b>0</b>
Carlow/Kildare	1	0.00	1	100.0	0	0	3	0.01	1	33.3	0	0
Laois/Offaly	1	0.01	1	100.0	0	0	2	0.01	2	100.0	0	0
Longford/Westmeath	1	0.01	0	0.0	0	0	0	0.00	0	N/A	0	0
Louth/Meath	2	0.01	2	100.0	0	0	1	0.00	1	100.0	0	0
<b>Dublin Metropolitan Region</b>	<b>67</b>	<b>0.06</b>	<b>62</b>	<b>92.5</b>	<b>50</b>	<b>50</b>	<b>79</b>	<b>0.07</b>	<b>73</b>	<b>92.4</b>	<b>57</b>	<b>57</b>
Eastern DMR	0	0.00	0	N/A	0	0	0	0.00	0	N/A	0	0
North Central DMR	37	0.16	35	94.6	31	31	38	0.16	37	97.4	33	33
Northern DMR	0	0.00	0	N/A	0	0	1	0.00	1	100.0	1	1
South Central DMR	30	0.11	27	90.0	19	19	37	0.13	32	86.5	21	21
Southern DMR	0	0.00	0	N/A	0	0	3	0.04	3	100.0	2	2
Western DMR	0	0.00	0	N/A	0	0	0	0.00	0	N/A	0	0
<b>Northern Region</b>	<b>0</b>	<b>0.00</b>	<b>0</b>	<b>N/A</b>	<b>0</b>	<b>0</b>	<b>0</b>	<b>0.00</b>	<b>0</b>	<b>N/A</b>	<b>0</b>	<b>0</b>
Cavan/Monaghan	0	0.00	0	N/A	0	0	0	0.00	0	N/A	0	0
Donegal	0	0.00	0	N/A	0	0	0	0.00	0	N/A	0	0
Sligo/Leitrim	0	0.00	0	N/A	0	0	0	0.00	0	N/A	0	0
<b>South Eastern Region</b>	<b>4</b>	<b>0.01</b>	<b>4</b>	<b>100.0</b>	<b>2</b>	<b>2</b>	<b>2</b>	<b>0.00</b>	<b>1</b>	<b>50.0</b>	<b>0</b>	<b>0</b>
Tipperary	0	0.00	0	N/A	0	0	0	0.00	0	N/A	0	0
Waterford/Kilkenny	4	0.02	4	100.0	2	2	2	0.01	1	50.0	0	0
Wexford/Wicklow	0	0.00	0	N/A	0	0	0	0.00	0	N/A	0	0
<b>Southern Region</b>	<b>7</b>	<b>0.01</b>	<b>4</b>	<b>57.1</b>	<b>3</b>	<b>3</b>	<b>20</b>	<b>0.02</b>	<b>17</b>	<b>85.0</b>	<b>6</b>	<b>6</b>
Cork City	3	0.01	3	100.0	2	2	6	0.03	6	100.0	0	0
Cork North	0	0.00	0	N/A	0	0	0	0.00	0	N/A	0	0
Cork West	0	0.00	0	N/A	0	0	0	0.00	0	N/A	0	0
Kerry	1	0.01	1	100.0	1	1	1	0.01	0	0.0	0	0
Limerick	3	0.02	0	0.0	0	0	13	0.07	11	84.6	6	6
<b>Western Region</b>	<b>1</b>	<b>0.00</b>	<b>1</b>	<b>100.0</b>	<b>0</b>	<b>0</b>	<b>1</b>	<b>0.00</b>	<b>0</b>	<b>0.0</b>	<b>0</b>	<b>0</b>
Clare	0	0.00	0	N/A	0	0	0	0.00	0	N/A	0	0
Galway West	0	0.00	0	N/A	0	0	1	0.01	0	0.0	0	0
Mayo	1	0.01	1	100.0	0	0	0	0.00	0	N/A	0	0
Roscommon/Galway East	0	0.00	0	N/A	0	0	0	0.00	0	N/A	0	0

**Table 3.54a Incidents recorded of *Regulated betting/money, collection/trading offences* (ICCS 135), incidents per 1,000 population, detection and proceedings, 2003 and 2004**

	2003						2004					
	Recorded	Per 1,000 population	Detected	Detection Rate (%)	With any Proceedings	With relevant Proceedings	Recorded	Per 1,000 population	Detected	Detection Rate (%)	With any Proceedings	With relevant Proceedings
<b>State</b>	<b>303</b>	<b>0.08</b>	<b>288</b>	<b>95.0</b>	<b>198</b>	<b>198</b>	<b>317</b>	<b>0.08</b>	<b>283</b>	<b>89.3</b>	<b>175</b>	<b>173</b>
<b>Eastern Region</b>	<b>15</b>	<b>0.02</b>	<b>12</b>	<b>80.0</b>	<b>5</b>	<b>5</b>	<b>9</b>	<b>0.01</b>	<b>8</b>	<b>88.9</b>	<b>2</b>	<b>2</b>
Carlow/Kildare	5	0.02	4	80.0	2	2	1	0.00	1	100.0	0	0
Laois/Offaly	3	0.02	2	66.7	0	0	2	0.02	1	50.0	1	1
Longford/Westmeath	2	0.02	1	50.0	1	1	1	0.01	1	100.0	0	0
Louth/Meath	5	0.02	5	100.0	2	2	5	0.02	5	100.0	1	1
<b>Dublin Metropolitan Region</b>	<b>166</b>	<b>0.14</b>	<b>161</b>	<b>97.0</b>	<b>112</b>	<b>112</b>	<b>166</b>	<b>0.14</b>	<b>162</b>	<b>97.6</b>	<b>109</b>	<b>107</b>
Eastern DMR	1	0.01	1	100.0	0	0	2	0.02	2	100.0	2	2
North Central DMR	85	0.35	84	98.8	62	62	65	0.27	65	100.0	52	52
Northern DMR	2	0.01	2	100.0	1	1	5	0.02	5	100.0	1	1
South Central DMR	66	0.26	62	93.9	41	41	79	0.30	76	96.2	51	49
Southern DMR	5	0.07	5	100.0	3	3	6	0.08	5	83.3	1	1
Western DMR	7	0.03	7	100.0	5	5	9	0.04	9	100.0	2	2
<b>Northern Region</b>	<b>13</b>	<b>0.04</b>	<b>13</b>	<b>100.0</b>	<b>12</b>	<b>12</b>	<b>40</b>	<b>0.12</b>	<b>19</b>	<b>47.5</b>	<b>6</b>	<b>6</b>
Cavan/Monaghan	2	0.02	2	100.0	1	1	3	0.02	3	100.0	2	2
Donegal	11	0.08	11	100.0	11	11	35	0.25	14	40.0	4	4
Sligo/Leitrim	0	0.00	0	N/A	0	0	2	0.03	2	100.0	0	0
<b>South Eastern Region</b>	<b>14</b>	<b>0.03</b>	<b>13</b>	<b>92.9</b>	<b>6</b>	<b>6</b>	<b>21</b>	<b>0.04</b>	<b>19</b>	<b>90.5</b>	<b>6</b>	<b>6</b>
Tipperary	7	0.05	6	85.7	3	3	7	0.05	5	71.4	0	0
Waterford/Kilkenny	6	0.03	6	100.0	3	3	9	0.05	9	100.0	3	3
Wexford/Wicklow	1	0.01	1	100.0	0	0	5	0.03	5	100.0	3	3
<b>Southern Region</b>	<b>54</b>	<b>0.07</b>	<b>49</b>	<b>90.7</b>	<b>35</b>	<b>35</b>	<b>62</b>	<b>0.08</b>	<b>57</b>	<b>91.9</b>	<b>41</b>	<b>41</b>
Cork City	30	0.14	30	100.0	26	26	33	0.16	33	100.0	30	30
Cork North	1	0.01	0	0.0	0	0	1	0.01	1	100.0	1	1
Cork West	1	0.01	1	100.0	1	1	3	0.02	3	100.0	2	2
Kerry	13	0.10	10	76.9	4	4	8	0.06	6	75.0	1	1
Limerick	9	0.05	8	88.9	4	4	17	0.09	14	82.4	7	7
<b>Western Region</b>	<b>41</b>	<b>0.08</b>	<b>40</b>	<b>97.6</b>	<b>28</b>	<b>28</b>	<b>19</b>	<b>0.04</b>	<b>18</b>	<b>94.7</b>	<b>11</b>	<b>11</b>
Clare	7	0.07	7	100.0	2	2	4	0.04	4	100.0	2	2
Galway West	32	0.19	32	100.0	25	25	10	0.06	9	90.0	7	7
Mayo	0	0.00	0	N/A	0	0	5	0.04	5	100.0	2	2
Roscommon/Galway East	2	0.02	1	50.0	1	1	0	0.00	0	N/A	0	0

**Table 3.54b Incidents recorded of *Regulated betting/money, collection/trading offences (ICCS 135)*, incidents per 1,000 population, detection and proceedings, 2005 and 2006**

	2005						2006					
	Recorded	Per 1,000 population	Detected	Detection Rate (%)	With any Proceedings	With relevant Proceedings	Recorded	Per 1,000 population	Detected	Detection Rate (%)	With any Proceedings	With relevant Proceedings
<b>State</b>	<b>377</b>	<b>0.09</b>	<b>343</b>	<b>91.0</b>	<b>226</b>	<b>221</b>	<b>419</b>	<b>0.10</b>	<b>370</b>	<b>88.3</b>	<b>243</b>	<b>242</b>
<b>Eastern Region</b>	<b>26</b>	<b>0.03</b>	<b>22</b>	<b>84.6</b>	<b>8</b>	<b>8</b>	<b>27</b>	<b>0.03</b>	<b>21</b>	<b>77.8</b>	<b>11</b>	<b>10</b>
Carlow/Kildare	5	0.02	2	40.0	2	2	12	0.05	8	66.7	5	5
Laois/Offaly	8	0.06	8	100.0	6	6	5	0.04	5	100.0	2	2
Longford/Westmeath	5	0.04	5	100.0	0	0	1	0.01	1	100.0	0	0
Louth/Meath	8	0.03	7	87.5	0	0	9	0.03	7	77.8	4	3
<b>Dublin Metropolitan Region</b>	<b>194</b>	<b>0.16</b>	<b>182</b>	<b>93.8</b>	<b>124</b>	<b>121</b>	<b>243</b>	<b>0.20</b>	<b>223</b>	<b>91.8</b>	<b>154</b>	<b>154</b>
Eastern DMR	3	0.03	3	100.0	1	1	13	0.11	9	69.2	5	5
North Central DMR	59	0.25	56	94.9	29	28	67	0.29	64	95.5	30	30
Northern DMR	7	0.03	5	71.4	3	3	7	0.03	5	71.4	3	3
South Central DMR	107	0.39	101	94.4	85	84	135	0.47	132	97.8	110	110
Southern DMR	7	0.09	6	85.7	2	2	13	0.16	9	69.2	5	5
Western DMR	11	0.05	11	100.0	4	3	8	0.03	4	50.0	1	1
<b>Northern Region</b>	<b>26</b>	<b>0.07</b>	<b>14</b>	<b>53.8</b>	<b>8</b>	<b>7</b>	<b>22</b>	<b>0.06</b>	<b>21</b>	<b>95.5</b>	<b>13</b>	<b>13</b>
Cavan/Monaghan	3	0.02	3	100.0	3	3	3	0.02	3	100.0	2	2
Donegal	19	0.13	8	42.1	3	3	19	0.13	18	94.7	11	11
Sligo/Leitrim	4	0.05	3	75.0	2	1	0	0.00	0	N/A	0	0
<b>South Eastern Region</b>	<b>26</b>	<b>0.05</b>	<b>25</b>	<b>96.2</b>	<b>8</b>	<b>8</b>	<b>40</b>	<b>0.08</b>	<b>29</b>	<b>72.5</b>	<b>14</b>	<b>14</b>
Tipperary	4	0.03	4	100.0	2	2	3	0.02	2	66.7	1	1
Waterford/Kilkenny	18	0.10	17	94.4	6	6	26	0.14	25	96.2	13	13
Wexford/Wicklow	4	0.02	4	100.0	0	0	11	0.06	2	18.2	0	0
<b>Southern Region</b>	<b>81</b>	<b>0.10</b>	<b>77</b>	<b>95.1</b>	<b>59</b>	<b>59</b>	<b>60</b>	<b>0.07</b>	<b>51</b>	<b>85.0</b>	<b>39</b>	<b>39</b>
Cork City	59	0.28	59	100.0	52	52	34	0.16	34	100.0	33	33
Cork North	2	0.01	1	50.0	0	0	3	0.02	3	100.0	2	2
Cork West	1	0.01	1	100.0	0	0	2	0.02	1	50.0	1	1
Kerry	4	0.03	3	75.0	2	2	4	0.03	4	100.0	0	0
Limerick	15	0.08	13	86.7	5	5	17	0.09	9	52.9	3	3
<b>Western Region</b>	<b>24</b>	<b>0.05</b>	<b>23</b>	<b>95.8</b>	<b>19</b>	<b>18</b>	<b>27</b>	<b>0.05</b>	<b>25</b>	<b>92.6</b>	<b>12</b>	<b>12</b>
Clare	0	0.00	0	N/A	0	0	0	0.00	0	N/A	0	0
Galway West	23	0.13	22	95.7	19	18	18	0.10	17	94.4	5	5
Mayo	1	0.01	1	100.0	0	0	8	0.06	8	100.0	7	7
Roscommon/Galway East	0	0.00	0	N/A	0	0	1	0.01	0	0.0	0	0

**Table 3.55a Incidents recorded of *Other social code offences (nec)* (ICCS 136), incidents per 1,000 population, detection and proceedings, 2003 and 2004**

	2003						2004					
	Recorded	Per 1,000 population	Detected	Detection Rate (%)	With any Proceedings	With relevant Proceedings	Recorded	Per 1,000 population	Detected	Detection Rate (%)	With any Proceedings	With relevant Proceedings
<b>State</b>	<b>1,200</b>	<b>0.30</b>	<b>1,060</b>	<b>88.3</b>	<b>792</b>	<b>787</b>	<b>771</b>	<b>0.19</b>	<b>643</b>	<b>83.4</b>	<b>469</b>	<b>465</b>
<b>Eastern Region</b>	<b>61</b>	<b>0.08</b>	<b>35</b>	<b>57.4</b>	<b>29</b>	<b>29</b>	<b>58</b>	<b>0.08</b>	<b>41</b>	<b>70.7</b>	<b>33</b>	<b>33</b>
Carlow/Kildare	16	0.08	12	75.0	9	9	22	0.10	15	68.2	13	13
Laois/Offaly	12	0.10	4	33.3	4	4	8	0.06	7	87.5	6	6
Longford/Westmeath	14	0.12	7	50.0	5	5	5	0.04	3	60.0	3	3
Louth/Meath	19	0.07	12	63.2	11	11	23	0.08	16	69.6	11	11
<b>Dublin Metropolitan Region</b>	<b>943</b>	<b>0.81</b>	<b>882</b>	<b>93.5</b>	<b>662</b>	<b>660</b>	<b>580</b>	<b>0.50</b>	<b>520</b>	<b>89.7</b>	<b>376</b>	<b>374</b>
Eastern DMR	56	0.53	52	92.9	41	39	39	0.36	30	76.9	18	18
North Central DMR	199	0.82	197	99.0	152	152	84	0.35	80	95.2	64	63
Northern DMR	23	0.09	14	60.9	4	4	14	0.05	3	21.4	3	2
South Central DMR	577	2.23	571	99.0	431	431	368	1.39	361	98.1	261	261
Southern DMR	63	0.85	32	50.8	27	27	53	0.70	32	60.4	26	26
Western DMR	25	0.11	16	64.0	7	7	22	0.10	14	63.6	4	4
<b>Northern Region</b>	<b>35</b>	<b>0.10</b>	<b>23</b>	<b>65.7</b>	<b>16</b>	<b>14</b>	<b>30</b>	<b>0.09</b>	<b>17</b>	<b>56.7</b>	<b>14</b>	<b>14</b>
Cavan/Monaghan	7	0.06	5	71.4	5	5	10	0.08	7	70.0	6	6
Donegal	19	0.14	10	52.6	4	2	4	0.03	0	0.0	0	0
Sligo/Leitrim	9	0.12	8	88.9	7	7	16	0.20	10	62.5	8	8
<b>South Eastern Region</b>	<b>59</b>	<b>0.12</b>	<b>50</b>	<b>84.7</b>	<b>27</b>	<b>27</b>	<b>30</b>	<b>0.06</b>	<b>25</b>	<b>83.3</b>	<b>19</b>	<b>19</b>
Tipperary	8	0.05	3	37.5	3	3	4	0.03	3	75.0	2	2
Waterford/Kilkenny	39	0.22	39	100.0	21	21	18	0.10	17	94.4	13	13
Wexford/Wicklow	12	0.07	8	66.7	3	3	8	0.05	5	62.5	4	4
<b>Southern Region</b>	<b>77</b>	<b>0.10</b>	<b>55</b>	<b>71.4</b>	<b>49</b>	<b>48</b>	<b>46</b>	<b>0.06</b>	<b>29</b>	<b>63.0</b>	<b>20</b>	<b>18</b>
Cork City	50	0.24	41	82.0	35	34	27	0.13	20	74.1	17	16
Cork North	4	0.03	1	25.0	1	1	6	0.05	1	16.7	1	1
Cork West	1	0.01	1	100.0	1	1	5	0.04	4	80.0	1	0
Kerry	8	0.06	7	87.5	7	7	1	0.01	1	100.0	0	0
Limerick	14	0.08	5	35.7	5	5	7	0.04	3	42.9	1	1
<b>Western Region</b>	<b>25</b>	<b>0.05</b>	<b>15</b>	<b>60.0</b>	<b>9</b>	<b>9</b>	<b>27</b>	<b>0.05</b>	<b>11</b>	<b>40.7</b>	<b>7</b>	<b>7</b>
Clare	8	0.08	5	62.5	1	1	9	0.09	4	44.4	1	1
Galway West	12	0.07	8	66.7	6	6	8	0.05	4	50.0	4	4
Mayo	3	0.02	2	66.7	2	2	6	0.05	2	33.3	2	2
Roscommon/Galway East	2	0.02	0	0.0	0	0	4	0.04	1	25.0	0	0



**Table 3.55b Incidents recorded of *Other social code offences (nec)* (ICCS 136), incidents per 1,000 population, detection and proceedings, 2005 and 2006**

	2005						2006					
	Recorded	Per 1,000 population	Detected	Detection Rate (%)	With any Proceedings	With relevant Proceedings	Recorded	Per 1,000 population	Detected	Detection Rate (%)	With any Proceedings	With relevant Proceedings
<b>State</b>	<b>1,066</b>	<b>0.26</b>	<b>968</b>	<b>90.8</b>	<b>713</b>	<b>712</b>	<b>802</b>	<b>0.19</b>	<b>691</b>	<b>86.2</b>	<b>465</b>	<b>462</b>
<b>Eastern Region</b>	<b>33</b>	<b>0.04</b>	<b>23</b>	<b>69.7</b>	<b>17</b>	<b>17</b>	<b>49</b>	<b>0.06</b>	<b>35</b>	<b>71.4</b>	<b>25</b>	<b>25</b>
Carlow/Kildare	5	0.02	5	100.0	4	4	24	0.10	17	70.8	10	10
Laois/Offaly	8	0.06	4	50.0	2	2	13	0.10	10	76.9	9	9
Longford/Westmeath	5	0.04	2	40.0	2	2	7	0.06	4	57.1	3	3
Louth/Meath	15	0.05	12	80.0	9	9	5	0.02	4	80.0	3	3
<b>Dublin Metropolitan Region</b>	<b>904</b>	<b>0.76</b>	<b>853</b>	<b>94.4</b>	<b>637</b>	<b>637</b>	<b>592</b>	<b>0.49</b>	<b>527</b>	<b>89.0</b>	<b>360</b>	<b>358</b>
Eastern DMR	24	0.22	18	75.0	16	16	30	0.26	25	83.3	15	14
North Central DMR	111	0.47	108	97.3	76	76	135	0.58	123	91.1	74	74
Northern DMR	26	0.10	16	61.5	13	13	24	0.09	13	54.2	7	7
South Central DMR	692	2.54	685	99.0	513	513	358	1.25	338	94.4	251	250
Southern DMR	23	0.30	11	47.8	7	7	28	0.35	17	60.7	7	7
Western DMR	28	0.12	15	53.6	12	12	17	0.07	11	64.7	6	6
<b>Northern Region</b>	<b>17</b>	<b>0.05</b>	<b>7</b>	<b>41.2</b>	<b>5</b>	<b>5</b>	<b>15</b>	<b>0.04</b>	<b>6</b>	<b>40.0</b>	<b>2</b>	<b>2</b>
Cavan/Monaghan	8	0.06	2	25.0	1	1	4	0.03	2	50.0	2	2
Donegal	1	0.01	0	0.0	0	0	5	0.03	2	40.0	0	0
Sligo/Leitrim	8	0.10	5	62.5	4	4	6	0.07	2	33.3	0	0
<b>South Eastern Region</b>	<b>25</b>	<b>0.05</b>	<b>19</b>	<b>76.0</b>	<b>10</b>	<b>10</b>	<b>41</b>	<b>0.08</b>	<b>38</b>	<b>92.7</b>	<b>19</b>	<b>18</b>
Tipperary	0	0.00	0	N/A	0	0	4	0.03	4	100.0	1	1
Waterford/Kilkenny	12	0.07	11	91.7	5	5	9	0.05	7	77.8	4	3
Wexford/Wicklow	13	0.07	8	61.5	5	5	28	0.15	27	96.4	14	14
<b>Southern Region</b>	<b>54</b>	<b>0.07</b>	<b>47</b>	<b>87.0</b>	<b>34</b>	<b>34</b>	<b>68</b>	<b>0.08</b>	<b>61</b>	<b>89.7</b>	<b>41</b>	<b>41</b>
Cork City	33	0.15	31	93.9	25	25	49	0.23	47	95.9	36	36
Cork North	2	0.01	1	50.0	0	0	4	0.03	3	75.0	1	1
Cork West	1	0.01	1	100.0	1	1	5	0.04	4	80.0	4	4
Kerry	8	0.06	7	87.5	4	4	7	0.05	5	71.4	0	0
Limerick	10	0.05	7	70.0	4	4	3	0.02	2	66.7	0	0
<b>Western Region</b>	<b>33</b>	<b>0.06</b>	<b>19</b>	<b>57.6</b>	<b>10</b>	<b>9</b>	<b>37</b>	<b>0.07</b>	<b>24</b>	<b>64.9</b>	<b>18</b>	<b>18</b>
Clare	8	0.08	4	50.0	2	2	5	0.05	5	100.0	4	4
Galway West	20	0.11	12	60.0	6	6	21	0.12	13	61.9	8	8
Mayo	3	0.02	2	66.7	1	1	4	0.03	2	50.0	2	2
Roscommon/Galway East	2	0.02	1	50.0	1	0	7	0.07	4	57.1	4	4

**Table 3.56a Incidents recorded of *Driving licence/insurance offences (ICCS 141)*, incidents per 1,000 population, detection and proceedings, 2003 and 2004**

	2003						2004					
	Recorded	Per 1,000 population	Detected	Detection Rate (%)	With any Proceedings	With relevant Proceedings	Recorded	Per 1,000 population	Detected	Detection Rate (%)	With any Proceedings	With relevant Proceedings
<b>State</b>	<b>16,181</b>	<b>4.06</b>	<b>15,980</b>	<b>98.8</b>	<b>14,427</b>	<b>14,419</b>	<b>18,471</b>	<b>4.56</b>	<b>18,177</b>	<b>98.4</b>	<b>16,346</b>	<b>16,338</b>
<b>Eastern Region</b>	<b>2,445</b>	<b>3.34</b>	<b>2,424</b>	<b>99.1</b>	<b>2,200</b>	<b>2,199</b>	<b>2,890</b>	<b>3.83</b>	<b>2,869</b>	<b>99.3</b>	<b>2,581</b>	<b>2,580</b>
Carlow/Kildare	875	4.20	869	99.3	791	791	1,128	5.25	1,120	99.3	996	995
Laois/Offaly	293	2.39	288	98.3	265	264	428	3.40	424	99.1	380	380
Longford/Westmeath	308	2.71	305	99.0	275	275	348	2.99	344	98.9	308	308
Louth/Meath	969	3.39	962	99.3	869	869	986	3.32	981	99.5	897	897
<b>Dublin Metropolitan Region</b>	<b>6,274</b>	<b>5.41</b>	<b>6,181</b>	<b>98.5</b>	<b>5,727</b>	<b>5,722</b>	<b>7,507</b>	<b>6.42</b>	<b>7,388</b>	<b>98.4</b>	<b>6,876</b>	<b>6,869</b>
Eastern DMR	737	7.02	729	98.9	670	668	723	6.73	710	98.2	663	663
North Central DMR	850	3.51	841	98.9	795	794	1,194	4.97	1,176	98.5	1,103	1,101
Northern DMR	818	3.22	802	98.0	721	720	1,048	4.10	1,031	98.4	927	926
South Central DMR	875	3.38	871	99.5	808	808	960	3.63	947	98.6	880	879
Southern DMR	1,606	21.66	1,592	99.1	1,498	1,498	1,681	22.33	1,654	98.4	1,564	1,564
Western DMR	1,388	6.16	1,346	97.0	1,235	1,234	1,901	8.40	1,870	98.4	1,739	1,736
<b>Northern Region</b>	<b>1,211</b>	<b>3.61</b>	<b>1,197</b>	<b>98.8</b>	<b>1,039</b>	<b>1,039</b>	<b>1,408</b>	<b>4.10</b>	<b>1,382</b>	<b>98.2</b>	<b>1,216</b>	<b>1,216</b>
Cavan/Monaghan	640	5.41	637	99.5	565	565	791	6.51	788	99.6	726	726
Donegal	404	2.90	395	97.8	320	320	489	3.44	468	95.7	373	373
Sligo/Leitrim	167	2.15	165	98.8	154	154	128	1.62	126	98.4	117	117
<b>South Eastern Region</b>	<b>1,690</b>	<b>3.43</b>	<b>1,667</b>	<b>98.6</b>	<b>1,470</b>	<b>1,470</b>	<b>1,923</b>	<b>3.84</b>	<b>1,847</b>	<b>96.0</b>	<b>1,560</b>	<b>1,560</b>
Tipperary	413	2.82	408	98.8	368	368	690	4.66	626	90.7	524	524
Waterford/Kilkenny	557	3.18	549	98.6	458	458	522	2.94	521	99.8	421	421
Wexford/Wicklow	720	4.21	710	98.6	644	644	711	4.06	700	98.5	615	615
<b>Southern Region</b>	<b>2,840</b>	<b>3.66</b>	<b>2,805</b>	<b>98.8</b>	<b>2,457</b>	<b>2,455</b>	<b>3,158</b>	<b>4.02</b>	<b>3,122</b>	<b>98.9</b>	<b>2,703</b>	<b>2,703</b>
Cork City	1,145	5.44	1,141	99.7	956	955	1,170	5.52	1,167	99.7	962	962
Cork North	340	2.65	324	95.3	289	289	405	3.07	388	95.8	357	357
Cork West	262	2.11	262	100.0	240	240	318	2.52	317	99.7	285	285
Kerry	336	2.57	332	98.8	293	293	316	2.40	312	98.7	259	259
Limerick	757	4.17	746	98.5	679	678	949	5.18	938	98.8	840	840
<b>Western Region</b>	<b>1,721</b>	<b>3.52</b>	<b>1,706</b>	<b>99.1</b>	<b>1,534</b>	<b>1,534</b>	<b>1,585</b>	<b>3.20</b>	<b>1,569</b>	<b>99.0</b>	<b>1,410</b>	<b>1,410</b>
Clare	470	4.62	470	100.0	412	412	546	5.30	539	98.7	503	503
Galway West	746	4.48	738	98.9	681	681	547	3.23	547	100.0	503	503
Mayo	302	2.41	297	98.3	257	257	225	1.78	223	99.1	175	175
Roscommon/Galway East	203	2.12	201	99.0	184	184	267	2.76	260	97.4	229	229

**Table 3.56b Incidents recorded of *Driving licence/insurance offences (ICCS 141)*, incidents per 1,000 population, detection and proceedings, 2005 and 2006**

	2005						2006					
	Recorded	Per 1,000 population	Detected	Detection Rate (%)	With any Proceedings	With relevant Proceedings	Recorded	Per 1,000 population	Detected	Detection Rate (%)	With any Proceedings	With relevant Proceedings
<b>State</b>	<b>21,712</b>	<b>5.25</b>	<b>21,425</b>	<b>98.7</b>	<b>19,232</b>	<b>19,220</b>	<b>37,781</b>	<b>8.91</b>	<b>37,490</b>	<b>99.2</b>	<b>30,596</b>	<b>30,589</b>
<b>Eastern Region</b>	<b>3,316</b>	<b>4.25</b>	<b>3,293</b>	<b>99.3</b>	<b>2,942</b>	<b>2,941</b>	<b>6,113</b>	<b>7.51</b>	<b>6,073</b>	<b>99.3</b>	<b>4,984</b>	<b>4,984</b>
Carlow/Kildare	1,266	5.71	1,256	99.2	1,131	1,130	2,061	8.93	2,046	99.3	1,685	1,685
Laois/Offaly	527	4.07	521	98.9	458	458	1,027	7.66	1,017	99.0	810	810
Longford/Westmeath	330	2.76	325	98.5	280	280	1,109	8.99	1,102	99.4	905	905
Louth/Meath	1,193	3.85	1,191	99.8	1,073	1,073	1,916	5.88	1,908	99.6	1,584	1,584
<b>Dublin Metropolitan Region</b>	<b>8,871</b>	<b>7.49</b>	<b>8,743</b>	<b>98.6</b>	<b>8,099</b>	<b>8,090</b>	<b>12,855</b>	<b>10.65</b>	<b>12,710</b>	<b>98.9</b>	<b>10,730</b>	<b>10,726</b>
Eastern DMR	867	7.82	835	96.3	750	749	1,303	11.18	1,274	97.8	1,027	1,027
North Central DMR	1,028	4.32	1,012	98.4	944	943	1,609	6.86	1,593	99.0	1,304	1,303
Northern DMR	1,247	4.84	1,234	99.0	1,121	1,121	1,771	6.78	1,759	99.3	1,509	1,509
South Central DMR	972	3.57	961	98.9	892	891	1,781	6.24	1,765	99.1	1,389	1,389
Southern DMR	1,998	26.02	1,973	98.7	1,861	1,860	2,403	30.28	2,369	98.6	2,069	2,069
Western DMR	2,759	12.11	2,728	98.9	2,531	2,526	3,988	17.31	3,950	99.0	3,432	3,429
<b>Northern Region</b>	<b>1,573</b>	<b>4.51</b>	<b>1,536</b>	<b>97.6</b>	<b>1,290</b>	<b>1,290</b>	<b>2,716</b>	<b>7.61</b>	<b>2,691</b>	<b>99.1</b>	<b>2,155</b>	<b>2,155</b>
Cavan/Monaghan	798	6.44	778	97.5	695	695	1,196	9.39	1,185	99.1	998	998
Donegal	623	4.32	606	97.3	464	464	1,061	7.20	1,049	98.9	774	774
Sligo/Leitrim	152	1.89	152	100.0	131	131	459	5.59	457	99.6	383	383
<b>South Eastern Region</b>	<b>2,343</b>	<b>4.57</b>	<b>2,294</b>	<b>97.9</b>	<b>1,942</b>	<b>1,942</b>	<b>5,427</b>	<b>10.33</b>	<b>5,383</b>	<b>99.2</b>	<b>4,164</b>	<b>4,162</b>
Tipperary	580	3.86	539	92.9	457	457	1,388	9.10	1,358	97.8	1,034	1,033
Waterford/Kilkenny	716	3.95	713	99.6	591	591	1,958	10.56	1,949	99.5	1,413	1,412
Wexford/Wicklow	1,047	5.78	1,042	99.5	894	894	2,081	11.10	2,076	99.8	1,717	1,717
<b>Southern Region</b>	<b>3,671</b>	<b>4.58</b>	<b>3,640</b>	<b>99.2</b>	<b>3,229</b>	<b>3,227</b>	<b>7,152</b>	<b>8.76</b>	<b>7,127</b>	<b>99.7</b>	<b>5,721</b>	<b>5,720</b>
Cork City	1,250	5.83	1,246	99.7	1,088	1,087	2,419	11.16	2,416	99.9	1,967	1,966
Cork North	398	2.90	385	96.7	359	359	1,038	7.28	1,031	99.3	800	800
Cork West	449	3.48	447	99.6	395	395	1,011	7.66	1,006	99.5	783	783
Kerry	379	2.83	374	98.7	327	327	794	5.83	792	99.7	628	628
Limerick	1,195	6.41	1,188	99.4	1,060	1,059	1,890	9.98	1,882	99.6	1,543	1,543
<b>Western Region</b>	<b>1,938</b>	<b>3.81</b>	<b>1,919</b>	<b>99.0</b>	<b>1,730</b>	<b>1,730</b>	<b>3,518</b>	<b>6.77</b>	<b>3,506</b>	<b>99.7</b>	<b>2,842</b>	<b>2,842</b>
Clare	484	4.59	482	99.4	431	431	966	8.96	963	99.7	802	802
Galway West	838	4.77	831	99.2	782	782	1,172	6.48	1,166	99.5	939	939
Mayo	287	2.24	282	98.3	236	236	487	3.74	485	99.6	408	408
Roscommon/Galway East	329	3.32	324	98.5	281	281	893	8.87	892	99.9	693	693

Table 3.57a Incidents recorded of *Vehicle tax/registration offences* (ICCS 142), incidents per 1,000 population, detection and proceedings, 2003 and 2004

	2003						2004					
	Recorded	Per 1,000 population	Detected	Detection Rate (%)	With any Proceedings	With relevant Proceedings	Recorded	Per 1,000 population	Detected	Detection Rate (%)	With any Proceedings	With relevant Proceedings
<b>State</b>	<b>53,801</b>	<b>13.51</b>	<b>53,702</b>	<b>99.8</b>	<b>17,302</b>	<b>17,299</b>	<b>54,747</b>	<b>1.35</b>	<b>54,594</b>	<b>99.7</b>	<b>17,664</b>	<b>17,664</b>
<b>Eastern Region</b>	8,541	11.68	8,531	99.9	2,133	2,133	9,256	1.23	9,241	99.8	2,420	2,420
<b>Dublin Metropolitan Region</b>	7,152	6.17	7,102	99.3	4,981	4,979	9,047	0.77	8,982	99.3	2,684	2,684
<b>Northern Region</b>	5,110	15.23	5,093	99.7	1,217	1,216	5,690	1.66	5,672	99.7	1,631	1,631
<b>South Eastern Region</b>	8,101	16.45	8,100	100.0	2,459	2,459	8,730	1.74	8,700	99.7	2,872	2,872
<b>Southern Region</b>	18,686	24.11	18,671	99.9	5,084	5,084	14,235	1.81	14,221	99.9	5,722	5,722
<b>Western Region</b>	6,211	12.70	6,205	99.9	1,428	1,428	7,789	1.57	7,778	99.9	2,335	2,335

Table 3.57b Incidents recorded of *Vehicle tax/registration offences* (ICCS 142), incidents per 1,000 population, detection and proceedings, 2005 and 2006

	2005						2006					
	Recorded	Per 1,000 population	Detected	Detection Rate (%)	With any Proceedings	With relevant Proceedings	Recorded	Per 1,000 population	Detected	Detection Rate (%)	With any Proceedings	With relevant Proceedings
<b>State</b>	<b>56,350</b>	<b>13.62</b>	<b>56,107</b>	<b>99.6</b>	<b>18,812</b>	<b>18,809</b>	<b>58,113</b>	<b>13.71</b>	<b>57,946</b>	<b>99.7</b>	<b>21,172</b>	<b>21,171</b>
<b>Eastern Region</b>	10,511	13.47	10,483	99.7	2,857	2,856	8,366	10.28	8,352	99.8	2,423	2,422
<b>Dublin Metropolitan Region</b>	7,644	6.46	7,568	99.0	3,214	3,213	13,452	11.14	13,413	99.7	6,372	6,372
<b>Northern Region</b>	5,263	15.09	5,235	99.5	1,229	1,229	6,147	17.23	6,110	99.4	1,796	1,796
<b>South Eastern Region</b>	9,723	18.97	9,690	99.7	3,151	3,150	9,946	18.93	9,923	99.8	3,425	3,425
<b>Southern Region</b>	14,449	18.03	14,426	99.8	5,646	5,646	12,516	15.33	12,504	99.9	4,842	4,842
<b>Western Region</b>	8,760	17.21	8,705	99.4	2,715	2,715	7,686	14.80	7,644	99.5	2,314	2,314

**Table 3.58a Incidents recorded of Roadworthiness/regulatory offences (ICCS 143), incidents per 1,000 population, detection and proceedings, 2003 and 2004**

	2003						2004					
	Recorded	Per 1,000 population	Detected	Detection Rate (%)	With any Proceedings	With relevant Proceedings	Recorded	Per 1,000 population	Detected	Detection Rate (%)	With any Proceedings	With relevant Proceedings
<b>State</b>	<b>131,401</b>	<b>33.00</b>	<b>130,181</b>	<b>99.1</b>	<b>44,415</b>	<b>44,321</b>	<b>111,244</b>	<b>27.48</b>	<b>109,975</b>	<b>98.9</b>	<b>38,618</b>	<b>38,524</b>
<b>Eastern Region</b>	11,034	15.09	10,834	98.2	4,068	4,055	10,899	14.45	10,701	98.2	3,927	3,914
<b>Dublin Metropolitan Region</b>	46,344	39.99	45,889	99.0	18,511	18,473	50,124	42.86	49,668	99.1	18,431	18,394
<b>Northern Region</b>	6,230	18.57	5,979	96.0	1,690	1,681	4,439	12.94	4,198	94.6	1,573	1,572
<b>South Eastern Region</b>	16,332	33.16	16,293	99.8	3,107	3,103	15,098	30.15	15,006	99.4	3,591	3,581
<b>Southern Region</b>	44,274	57.12	44,131	99.7	15,209	15,186	24,900	31.71	24,733	99.3	9,057	9,037
<b>Western Region</b>	7,187	14.69	7,055	98.2	1,830	1,823	5,784	11.68	5,669	98.0	2,039	2,026

**Table 3.58b Incidents recorded of Roadworthiness/regulatory offences (ICCS 143), incidents per 1,000 population, detection and proceedings, 2005 and 2006**

	2005						2006					
	Recorded	Per 1,000 population	Detected	Detection Rate (%)	With any Proceedings	With relevant Proceedings	Recorded	Per 1,000 population	Detected	Detection Rate (%)	With any Proceedings	With relevant Proceedings
<b>State</b>	<b>106,766</b>	<b>25.81</b>	<b>104,950</b>	<b>98.3</b>	<b>45,568</b>	<b>45,444</b>	<b>175,997</b>	<b>41.51</b>	<b>174,019</b>	<b>98.9</b>	<b>71,827</b>	<b>71,749</b>
<b>Eastern Region</b>	12,047	15.43	11,871	98.5	4,581	4,572	14,445	17.74	14,237	98.6	5,824	5,814
<b>Dublin Metropolitan Region</b>	50,032	42.27	49,332	98.6	23,430	23,384	94,821	78.52	94,138	99.3	41,482	41,448
<b>Northern Region</b>	5,451	15.63	5,100	93.6	1,897	1,882	9,975	27.96	9,738	97.6	3,508	3,507
<b>South Eastern Region</b>	8,538	16.66	8,322	97.5	3,124	3,116	15,406	29.32	15,030	97.6	5,424	5,413
<b>Southern Region</b>	23,595	29.44	23,415	99.2	9,641	9,610	30,633	37.51	30,344	99.1	11,700	11,683
<b>Western Region</b>	7,103	13.95	6,910	97.3	2,895	2,880	10,717	20.63	10,532	98.3	3,889	3,884

**Table 3.59a Incidents recorded of Road transport/public service vehicle offences (ICCS 144), incidents per 1,000 population, detection and proceedings, 2003 and 2004**

	2003						2004					
	Recorded	Per 1,000 population	Detected	Detection Rate (%)	With any Proceedings	With relevant Proceedings	Recorded	Per 1,000 population	Detected	Detection Rate (%)	With any Proceedings	With relevant Proceedings
<b>State</b>	<b>1,237</b>	<b>0.31</b>	<b>1,191</b>	<b>96.3</b>	<b>937</b>	<b>926</b>	<b>1,437</b>	<b>0.36</b>	<b>1,357</b>	<b>94.4</b>	<b>1,023</b>	<b>1,009</b>
<b>Eastern Region</b>	<b>173</b>	<b>0.24</b>	<b>167</b>	<b>96.5</b>	<b>133</b>	<b>132</b>	<b>256</b>	<b>0.34</b>	<b>254</b>	<b>99.2</b>	<b>223</b>	<b>221</b>
Carlow/Kildare	84	0.40	84	100.0	62	62	136	0.63	136	100.0	123	122
Laois/Offaly	7	0.06	6	85.7	3	3	24	0.19	24	100.0	17	16
Longford/Westmeath	21	0.18	18	85.7	16	16	29	0.25	29	100.0	24	24
Louth/Meath	61	0.21	59	96.7	52	51	67	0.23	65	97.0	59	59
<b>Dublin Metropolitan Region</b>	<b>633</b>	<b>0.55</b>	<b>609</b>	<b>96.2</b>	<b>480</b>	<b>470</b>	<b>560</b>	<b>0.48</b>	<b>520</b>	<b>92.9</b>	<b>386</b>	<b>376</b>
Eastern DMR	37	0.35	32	86.5	15	15	25	0.23	24	96.0	16	16
North Central DMR	128	0.53	121	94.5	103	101	116	0.48	106	91.4	84	84
Northern DMR	86	0.34	82	95.3	61	59	118	0.46	113	95.8	68	67
South Central DMR	191	0.74	190	99.5	168	165	129	0.49	117	90.7	102	100
Southern DMR	52	0.70	49	94.2	37	37	62	0.82	57	91.9	40	35
Western DMR	139	0.62	135	97.1	96	93	110	0.49	103	93.6	76	74
<b>Northern Region</b>	<b>34</b>	<b>0.10</b>	<b>31</b>	<b>91.2</b>	<b>26</b>	<b>26</b>	<b>35</b>	<b>0.10</b>	<b>31</b>	<b>88.6</b>	<b>27</b>	<b>26</b>
Cavan/Monaghan	21	0.18	20	95.2	17	17	26	0.21	26	100.0	24	24
Donegal	10	0.07	8	80.0	7	7	6	0.04	4	66.7	2	2
Sligo/Leitrim	3	0.04	3	100.0	2	2	3	0.04	1	33.3	1	0
<b>South Eastern Region</b>	<b>98</b>	<b>0.20</b>	<b>97</b>	<b>99.0</b>	<b>78</b>	<b>78</b>	<b>126</b>	<b>0.25</b>	<b>117</b>	<b>92.9</b>	<b>87</b>	<b>87</b>
Tipperary	18	0.12	18	100.0	13	13	46	0.31	39	84.8	20	20
Waterford/Kilkenny	46	0.26	45	97.8	38	38	28	0.16	27	96.4	20	20
Wexford/Wicklow	34	0.20	34	100.0	27	27	52	0.30	51	98.1	47	47
<b>Southern Region</b>	<b>248</b>	<b>0.32</b>	<b>239</b>	<b>96.4</b>	<b>180</b>	<b>180</b>	<b>365</b>	<b>0.46</b>	<b>343</b>	<b>94.0</b>	<b>224</b>	<b>224</b>
Cork City	111	0.53	109	98.2	81	81	152	0.72	151	99.3	70	70
Cork North	36	0.28	31	86.1	26	26	51	0.39	45	88.2	37	37
Cork West	1	0.01	1	100.0	0	0	8	0.06	8	100.0	7	7
Kerry	26	0.20	24	92.3	19	19	39	0.30	39	100.0	30	30
Limerick	74	0.41	74	100.0	54	54	115	0.63	100	87.0	80	80
<b>Western Region</b>	<b>51</b>	<b>0.10</b>	<b>48</b>	<b>94.1</b>	<b>40</b>	<b>40</b>	<b>95</b>	<b>0.19</b>	<b>92</b>	<b>96.8</b>	<b>76</b>	<b>75</b>
Clare	19	0.19	19	100.0	17	17	24	0.23	24	100.0	24	24
Galway West	3	0.02	2	66.7	1	1	20	0.12	19	95.0	19	18
Mayo	8	0.06	8	100.0	7	7	11	0.09	11	100.0	9	9
Roscommon/Galway East	21	0.22	19	90.5	15	15	40	0.41	38	95.0	24	24

**Table 3.59b Incidents recorded of Road transport/public service vehicle offences (ICCS 144), incidents per 1,000 population, detection and proceedings, 2005 and 2006**

	2005						2006					
	Recorded	Per 1,000 population	Detected	Detection Rate (%)	With any Proceedings	With relevant Proceedings	Recorded	Per 1,000 population	Detected	Detection Rate (%)	With any Proceedings	With relevant Proceedings
<b>State</b>	<b>2,268</b>	<b>0.55</b>	<b>2,106</b>	<b>92.9</b>	<b>1,513</b>	<b>1,495</b>	<b>3,701</b>	<b>0.87</b>	<b>3,335</b>	<b>90.1</b>	<b>1,892</b>	<b>1,873</b>
<b>Eastern Region</b>	<b>282</b>	<b>0.36</b>	<b>275</b>	<b>97.5</b>	<b>214</b>	<b>213</b>	<b>358</b>	<b>0.44</b>	<b>329</b>	<b>91.9</b>	<b>184</b>	<b>183</b>
Carlow/Kildare	146	0.66	145	99.3	119	118	141	0.61	139	98.6	109	109
Laois/Offaly	53	0.41	52	98.1	37	37	25	0.19	25	100.0	21	20
Longford/Westmeath	16	0.13	12	75.0	4	4	26	0.21	16	61.5	2	2
Louth/Meath	67	0.22	66	98.5	54	54	166	0.51	149	89.8	52	52
<b>Dublin Metropolitan Region</b>	<b>880</b>	<b>0.74</b>	<b>816</b>	<b>92.7</b>	<b>520</b>	<b>507</b>	<b>1,867</b>	<b>1.55</b>	<b>1,649</b>	<b>88.3</b>	<b>866</b>	<b>852</b>
Eastern DMR	74	0.67	51	68.9	22	22	117	1.00	98	83.8	50	50
North Central DMR	79	0.33	76	96.2	62	60	182	0.78	176	96.7	116	116
Northern DMR	188	0.73	182	96.8	112	109	418	1.60	382	91.4	196	192
South Central DMR	120	0.44	113	94.2	93	88	260	0.91	245	94.2	134	131
Southern DMR	67	0.87	57	85.1	46	44	175	2.21	108	61.7	43	38
Western DMR	352	1.54	337	95.7	185	184	715	3.10	640	89.5	327	325
<b>Northern Region</b>	<b>77</b>	<b>0.22</b>	<b>57</b>	<b>74.0</b>	<b>34</b>	<b>34</b>	<b>97</b>	<b>0.27</b>	<b>86</b>	<b>88.7</b>	<b>44</b>	<b>43</b>
Cavan/Monaghan	42	0.34	36	85.7	20	20	66	0.52	64	97.0	31	31
Donegal	25	0.17	12	48.0	10	10	17	0.12	14	82.4	7	6
Sligo/Leitrim	10	0.12	9	90.0	4	4	14	0.17	8	57.1	6	6
<b>South Eastern Region</b>	<b>220</b>	<b>0.43</b>	<b>199</b>	<b>90.5</b>	<b>143</b>	<b>143</b>	<b>227</b>	<b>0.43</b>	<b>192</b>	<b>84.6</b>	<b>131</b>	<b>130</b>
Tipperary	59	0.39	42	71.2	26	26	69	0.45	40	58.0	13	13
Waterford/Kilkenny	73	0.40	70	95.9	36	36	52	0.28	50	96.2	27	26
Wexford/Wicklow	88	0.49	87	98.9	81	81	106	0.57	102	96.2	91	91
<b>Southern Region</b>	<b>585</b>	<b>0.73</b>	<b>547</b>	<b>93.5</b>	<b>418</b>	<b>416</b>	<b>961</b>	<b>1.18</b>	<b>891</b>	<b>92.7</b>	<b>501</b>	<b>500</b>
Cork City	112	0.52	112	100.0	58	57	236	1.09	234	99.2	80	79
Cork North	175	1.27	144	82.3	108	108	212	1.49	163	76.9	103	103
Cork West	27	0.21	27	100.0	21	21	77	0.58	71	92.2	51	51
Kerry	35	0.26	33	94.3	26	26	141	1.04	135	95.7	45	45
Limerick	236	1.27	231	97.9	205	204	295	1.56	288	97.6	222	222
<b>Western Region</b>	<b>224</b>	<b>0.44</b>	<b>212</b>	<b>94.6</b>	<b>184</b>	<b>182</b>	<b>191</b>	<b>0.37</b>	<b>188</b>	<b>98.4</b>	<b>166</b>	<b>165</b>
Clare	36	0.34	34	94.4	33	33	66	0.61	66	100.0	64	63
Galway West	64	0.36	62	96.9	57	55	85	0.47	84	98.8	75	75
Mayo	31	0.24	29	93.5	24	24	9	0.07	9	100.0	6	6
Roscommon/Galway East	93	0.94	87	93.5	70	70	31	0.31	29	93.5	21	21

**Table 3.60a Incidents recorded of *Offences against government and its agents (nec)* (ICCS 151), incidents per 1,000 population, detection and proceedings, 2003 and 2004**

	2003						2004					
	Recorded	Per 1,000 population	Detected	Detection Rate (%)	With any Proceedings	With relevant Proceedings	Recorded	Per 1,000 population	Detected	Detection Rate (%)	With any Proceedings	With relevant Proceedings
<b>State</b>	<b>200</b>	<b>0.05</b>	<b>155</b>	<b>77.5</b>	<b>83</b>	<b>53</b>	<b>166</b>	<b>0.04</b>	<b>119</b>	<b>71.7</b>	<b>71</b>	<b>52</b>
<b>Eastern Region</b>	<b>23</b>	<b>0.03</b>	<b>19</b>	<b>82.6</b>	<b>10</b>	<b>6</b>	<b>18</b>	<b>0.02</b>	<b>13</b>	<b>72.2</b>	<b>6</b>	<b>5</b>
01 Carlow/Kildare	11	0.05	10	90.9	7	6	0	0.00	0	N/A	0	0
02 Laois/Offaly	1	0.01	1	100.0	0	0	4	0.03	4	100.0	1	1
03 Longford/Westmeath	4	0.04	2	50.0	0	0	2	0.02	2	100.0	2	2
04 Louth/Meath	7	0.02	6	85.7	3	0	12	0.04	7	58.3	3	2
<b>Dublin Metropolitan Region</b>	<b>58</b>	<b>0.05</b>	<b>46</b>	<b>79.3</b>	<b>21</b>	<b>12</b>	<b>55</b>	<b>0.05</b>	<b>44</b>	<b>80.0</b>	<b>32</b>	<b>20</b>
05 Eastern DMR	3	0.03	3	100.0	3	2	2	0.02	1	50.0	0	0
06 North Central DMR	9	0.04	9	100.0	6	2	6	0.02	6	100.0	4	0
07 Northern DMR	19	0.07	14	73.7	5	4	9	0.04	7	77.8	4	3
08 South Central DMR	5	0.02	4	80.0	2	1	12	0.05	8	66.7	7	4
09 Southern DMR	12	0.16	10	83.3	2	1	9	0.12	7	77.8	4	2
10 Western DMR	10	0.04	6	60.0	3	2	17	0.08	15	88.2	13	11
<b>Northern Region</b>	<b>32</b>	<b>0.10</b>	<b>20</b>	<b>62.5</b>	<b>15</b>	<b>9</b>	<b>30</b>	<b>0.09</b>	<b>18</b>	<b>60.0</b>	<b>12</b>	<b>10</b>
11 Cavan/Monaghan	12	0.10	9	75.0	8	8	17	0.14	11	64.7	10	8
12 Donegal	11	0.08	7	63.6	3	0	10	0.07	6	60.0	1	1
13 Sligo/Leitrim	9	0.12	4	44.4	4	1	3	0.04	1	33.3	1	1
<b>South Eastern Region</b>	<b>26</b>	<b>0.05</b>	<b>22</b>	<b>84.6</b>	<b>9</b>	<b>7</b>	<b>18</b>	<b>0.04</b>	<b>9</b>	<b>50.0</b>	<b>3</b>	<b>3</b>
14 Tipperary	10	0.07	6	60.0	4	2	3	0.02	3	100.0	2	2
15 Waterford/Kilkenny	9	0.05	9	100.0	3	3	5	0.03	3	60.0	0	0
16 Wexford/Wicklow	7	0.04	7	100.0	2	2	10	0.06	3	30.0	1	1
<b>Southern Region</b>	<b>47</b>	<b>0.06</b>	<b>41</b>	<b>87.2</b>	<b>24</b>	<b>17</b>	<b>32</b>	<b>0.04</b>	<b>23</b>	<b>71.9</b>	<b>12</b>	<b>9</b>
17 Cork City	15	0.07	15	100.0	6	6	1	0.00	1	100.0	1	1
18 Cork North	6	0.05	4	66.7	1	1	10	0.08	7	70.0	3	2
19 Cork West	1	0.01	1	100.0	0	0	3	0.02	3	100.0	3	3
20 Kerry	3	0.02	2	66.7	2	1	3	0.02	3	100.0	2	1
21 Limerick	22	0.12	19	86.4	15	9	15	0.08	9	60.0	3	2
<b>Western Region</b>	<b>14</b>	<b>0.03</b>	<b>7</b>	<b>50.0</b>	<b>4</b>	<b>2</b>	<b>13</b>	<b>0.03</b>	<b>12</b>	<b>92.3</b>	<b>6</b>	<b>5</b>
22 Clare	4	0.04	4	100.0	2	0	1	0.01	1	100.0	0	0
23 Galway West	2	0.01	1	50.0	0	0	8	0.05	8	100.0	3	2
24 Mayo	6	0.05	1	16.7	1	1	4	0.03	3	75.0	3	3
25 Roscommon/Galway East	2	0.02	1	50.0	1	1	0	0.00	0	N/A	0	0



**Table 3.60b Incidents recorded of *Offences against government and its agents (nec)* (ICCS 151), incidents per 1,000 population, detection and proceedings, 2005 and 2006**

	2005						2006					
	Recorded	Per 1,000 population	Detected	Detection Rate (%)	With any Proceedings	With relevant Proceedings	Recorded	Per 1,000 population	Detected	Detection Rate (%)	With any Proceedings	With relevant Proceedings
<b>State</b>	<b>150</b>	<b>0.04</b>	<b>110</b>	<b>73.3</b>	<b>59</b>	<b>31</b>	<b>237</b>	<b>0.06</b>	<b>193</b>	<b>81.4</b>	<b>99</b>	<b>73</b>
<b>Eastern Region</b>	<b>14</b>	<b>0.02</b>	<b>9</b>	<b>64.3</b>	<b>5</b>	<b>1</b>	<b>22</b>	<b>0.03</b>	<b>14</b>	<b>63.6</b>	<b>6</b>	<b>2</b>
01 Carlow/Kildare	1	0.00	1	100.0	0	0	5	0.02	4	80.0	2	1
02 Laois/Offaly	5	0.04	5	100.0	3	1	5	0.04	1	20.0	1	1
03 Longford/Westmeath	1	0.01	1	100.0	1	0	1	0.01	1	100.0	1	0
04 Louth/Meath	7	0.02	2	28.6	1	0	11	0.03	8	72.7	2	0
<b>Dublin Metropolitan Region</b>	<b>62</b>	<b>0.05</b>	<b>55</b>	<b>88.7</b>	<b>30</b>	<b>9</b>	<b>76</b>	<b>0.06</b>	<b>67</b>	<b>88.2</b>	<b>22</b>	<b>6</b>
05 Eastern DMR	4	0.04	3	75.0	0	0	8	0.07	8	100.0	0	0
06 North Central DMR	18	0.08	15	83.3	12	4	17	0.07	15	88.2	5	1
07 Northern DMR	11	0.04	11	100.0	4	3	17	0.07	12	70.6	3	2
08 South Central DMR	9	0.03	9	100.0	6	1	8	0.03	8	100.0	4	1
09 Southern DMR	11	0.14	9	81.8	4	0	9	0.11	9	100.0	5	0
10 Western DMR	9	0.04	8	88.9	4	1	17	0.07	15	88.2	5	2
<b>Northern Region</b>	<b>24</b>	<b>0.07</b>	<b>15</b>	<b>62.5</b>	<b>10</b>	<b>9</b>	<b>24</b>	<b>0.07</b>	<b>15</b>	<b>62.5</b>	<b>9</b>	<b>8</b>
11 Cavan/Monaghan	8	0.06	8	100.0	8	7	15	0.12	12	80.0	8	8
12 Donegal	9	0.06	3	33.3	1	1	4	0.03	0	0.0	0	0
13 Sligo/Leitrim	7	0.09	4	57.1	1	1	5	0.06	3	60.0	1	0
<b>South Eastern Region</b>	<b>7</b>	<b>0.01</b>	<b>5</b>	<b>71.4</b>	<b>1</b>	<b>1</b>	<b>27</b>	<b>0.05</b>	<b>24</b>	<b>88.9</b>	<b>8</b>	<b>6</b>
14 Tipperary	2	0.01	2	100.0	1	1	2	0.01	2	100.0	1	1
15 Waterford/Kilkenny	2	0.01	2	100.0	0	0	12	0.06	10	83.3	3	1
16 Wexford/Wicklow	3	0.02	1	33.3	0	0	13	0.07	12	92.3	4	4
<b>Southern Region</b>	<b>29</b>	<b>0.04</b>	<b>19</b>	<b>65.5</b>	<b>10</b>	<b>8</b>	<b>61</b>	<b>0.07</b>	<b>52</b>	<b>85.2</b>	<b>44</b>	<b>42</b>
17 Cork City	7	0.03	4	57.1	1	0	39	0.18	39	100.0	37	37
18 Cork North	6	0.04	4	66.7	3	3	5	0.04	3	60.0	1	1
19 Cork West	5	0.04	4	80.0	3	2	5	0.04	3	60.0	1	1
20 Kerry	3	0.02	3	100.0	0	0	3	0.02	2	66.7	0	0
21 Limerick	8	0.04	4	50.0	3	3	9	0.05	5	55.6	5	3
<b>Western Region</b>	<b>14</b>	<b>0.03</b>	<b>7</b>	<b>50.0</b>	<b>3</b>	<b>3</b>	<b>27</b>	<b>0.05</b>	<b>21</b>	<b>77.8</b>	<b>10</b>	<b>9</b>
22 Clare	1	0.01	1	100.0	0	0	3	0.03	2	66.7	1	1
23 Galway West	11	0.06	6	54.5	3	3	17	0.09	14	82.4	7	6
24 Mayo	2	0.02	0	0.0	0	0	2	0.02	2	100.0	1	1
25 Roscommon/Galway East	0	0.00	0	N/A	0	0	5	0.05	3	60.0	1	1

**Table 3.61a Incidents recorded of *Organisation of crime and conspiracy to commit crime (ICCS 152)*, incidents per 1,000 population, detection and proceedings, 2003 and 2004**

	2003						2004					
	Recorded	Per 1,000 population	Detected	Detection Rate (%)	With any Proceedings	With relevant Proceedings	Recorded	Per 1,000 population	Detected	Detection Rate (%)	With any Proceedings	With relevant Proceedings
<b>State</b>	<b>11</b>	<b>0.00</b>	<b>5</b>	<b>45.5</b>	<b>0</b>	<b>0</b>	<b>16</b>	<b>0.00</b>	<b>12</b>	<b>75.0</b>	<b>0</b>	<b>0</b>
<b>Eastern Region</b>	<b>4</b>	<b>0.01</b>	<b>2</b>	<b>50.0</b>	<b>0</b>	<b>0</b>	<b>3</b>	<b>0.00</b>	<b>2</b>	<b>66.7</b>	<b>0</b>	<b>0</b>
Carlow/Kildare	2	0.01	1	50.0	0	0	0	0.00	0	N/A	0	0
Laois/Offaly	0	0.00	0	N/A	0	0	2	0.02	2	100.0	0	0
Longford/Westmeath	1	0.01	1	100.0	0	0	0	0.00	0	N/A	0	0
Louth/Meath	1	0.00	0	0.0	0	0	1	0.00	0	0.0	0	0
<b>Dublin Metropolitan Region</b>	<b>4</b>	<b>0.00</b>	<b>1</b>	<b>25.0</b>	<b>0</b>	<b>0</b>	<b>4</b>	<b>0.00</b>	<b>2</b>	<b>50.0</b>	<b>0</b>	<b>0</b>
Eastern DMR	0	0.00	0	N/A	0	0	0	0.00	0	N/A	0	0
North Central DMR	2	0.01	1	50.0	0	0	1	0.00	1	100.0	0	0
Northern DMR	1	0.00	0	0.0	0	0	0	0.00	0	N/A	0	0
South Central DMR	0	0.00	0	N/A	0	0	1	0.00	0	0.0	0	0
Southern DMR	0	0.00	0	N/A	0	0	1	0.01	1	100.0	0	0
Western DMR	1	0.00	0	0.0	0	0	1	0.00	0	0.0	0	0
<b>Northern Region</b>	<b>1</b>	<b>0.00</b>	<b>1</b>	<b>100.0</b>	<b>0</b>	<b>0</b>	<b>7</b>	<b>0.02</b>	<b>6</b>	<b>85.7</b>	<b>0</b>	<b>0</b>
Cavan/Monaghan	1	0.01	1	100.0	0	0	6	0.05	5	83.3	0	0
Donegal	0	0.00	0	N/A	0	0	1	0.01	1	100.0	0	0
Sligo/Leitrim	0	0.00	0	N/A	0	0	0	0.00	0	N/A	0	0
<b>South Eastern Region</b>	<b>2</b>	<b>0.00</b>	<b>1</b>	<b>50.0</b>	<b>0</b>	<b>0</b>	<b>0</b>	<b>0.00</b>	<b>0</b>	<b>N/A</b>	<b>0</b>	<b>0</b>
Tipperary	1	0.01	1	100.0	0	0	0	0.00	0	N/A	0	0
Waterford/Kilkenny	1	0.01	0	0.0	0	0	0	0.00	0	N/A	0	0
Wexford/Wicklow	0	0.00	0	N/A	0	0	0	0.00	0	N/A	0	0
<b>Southern Region</b>	<b>0</b>	<b>0.00</b>	<b>0</b>	<b>N/A</b>	<b>0</b>	<b>0</b>	<b>1</b>	<b>0.00</b>	<b>1</b>	<b>100.0</b>	<b>0</b>	<b>0</b>
Cork City	0	0.00	0	N/A	0	0	0	0.00	0	N/A	0	0
Cork North	0	0.00	0	N/A	0	0	0	0.00	0	N/A	0	0
Cork West	0	0.00	0	N/A	0	0	0	0.00	0	N/A	0	0
Kerry	0	0.00	0	N/A	0	0	0	0.00	0	N/A	0	0
Limerick	0	0.00	0	N/A	0	0	1	0.01	1	100.0	0	0
<b>Western Region</b>	<b>0</b>	<b>0.00</b>	<b>0</b>	<b>N/A</b>	<b>0</b>	<b>0</b>	<b>1</b>	<b>0.00</b>	<b>1</b>	<b>100.0</b>	<b>0</b>	<b>0</b>
Clare	0	0.00	0	N/A	0	0	0	0.00	0	N/A	0	0
Galway West	0	0.00	0	N/A	0	0	0	0.00	0	N/A	0	0
Mayo	0	0.00	0	N/A	0	0	0	0.00	0	N/A	0	0
Roscommon/Galway East	0	0.00	0	N/A	0	0	1	0.01	1	100.0	0	0

**Table 3.61b Incidents recorded of Organisation of crime and conspiracy to commit crime (ICCS 152), incidents per 1,000 population, detection and proceedings, 2005 and 2006**

	2005						2006					
	Recorded	Per 1,000 population	Detected	Detection Rate (%)	With any Proceedings	With relevant Proceedings	Recorded	Per 1,000 population	Detected	Detection Rate (%)	With any Proceedings	With relevant Proceedings
<b>State</b>	<b>5</b>	<b>0.00</b>	<b>1</b>	<b>20.0</b>	<b>0</b>	<b>0</b>	<b>18</b>	<b>0.00</b>	<b>15</b>	<b>83.3</b>	<b>0</b>	<b>0</b>
<b>Eastern Region</b>	<b>0</b>	<b>0.00</b>	<b>0</b>	<b>N/A</b>	<b>0</b>	<b>0</b>	<b>3</b>	<b>0.00</b>	<b>2</b>	<b>66.7</b>	<b>0</b>	<b>0</b>
Carlow/Kildare	0	0.00	0	N/A	0	0	1	0.00	1	100.0	0	0
Laois/Offaly	0	0.00	0	N/A	0	0	1	0.01	1	100.0	0	0
Longford/Westmeath	0	0.00	0	N/A	0	0	1	0.01	0	0.0	0	0
Louth/Meath	0	0.00	0	N/A	0	0	0	0.00	0	N/A	0	0
<b>Dublin Metropolitan Region</b>	<b>3</b>	<b>0.00</b>	<b>1</b>	<b>33.3</b>	<b>0</b>	<b>0</b>	<b>4</b>	<b>0.00</b>	<b>3</b>	<b>75.0</b>	<b>0</b>	<b>0</b>
Eastern DMR	0	0.00	0	N/A	0	0	0	0.00	0	N/A	0	0
North Central DMR	0	0.00	0	N/A	0	0	3	0.01	3	100.0	0	0
Northern DMR	1	0.00	0	0.0	0	0	1	0.00	0	0.0	0	0
South Central DMR	0	0.00	0	N/A	0	0	0	0.00	0	N/A	0	0
Southern DMR	0	0.00	0	N/A	0	0	0	0.00	0	N/A	0	0
Western DMR	2	0.01	1	50.0	0	0	0	0.00	0	N/A	0	0
<b>Northern Region</b>	<b>0</b>	<b>0.00</b>	<b>0</b>	<b>N/A</b>	<b>0</b>	<b>0</b>	<b>1</b>	<b>0.00</b>	<b>1</b>	<b>100.0</b>	<b>0</b>	<b>0</b>
Cavan/Monaghan	0	0.00	0	N/A	0	0	1	0.01	1	100.0	0	0
Donegal	0	0.00	0	N/A	0	0	0	0.00	0	N/A	0	0
Sligo/Leitrim	0	0.00	0	N/A	0	0	0	0.00	0	N/A	0	0
<b>South Eastern Region</b>	<b>1</b>	<b>0.00</b>	<b>0</b>	<b>0.0</b>	<b>0</b>	<b>0</b>	<b>3</b>	<b>0.01</b>	<b>3</b>	<b>100.0</b>	<b>0</b>	<b>0</b>
Tipperary	0	0.00	0	N/A	0	0	3	0.02	3	100.0	0	0
Waterford/Kilkenny	1	0.01	0	0.0	0	0	0	0.00	0	N/A	0	0
Wexford/Wicklow	0	0.00	0	N/A	0	0	0	0.00	0	N/A	0	0
<b>Southern Region</b>	<b>1</b>	<b>0.00</b>	<b>0</b>	<b>0.0</b>	<b>0</b>	<b>0</b>	<b>1</b>	<b>0.00</b>	<b>1</b>	<b>100.0</b>	<b>0</b>	<b>0</b>
Cork City	1	0.00	0	0.0	0	0	0	0.00	0	N/A	0	0
Cork North	0	0.00	0	N/A	0	0	1	0.01	1	100.0	0	0
Cork West	0	0.00	0	N/A	0	0	0	0.00	0	N/A	0	0
Kerry	0	0.00	0	N/A	0	0	0	0.00	0	N/A	0	0
Limerick	0	0.00	0	N/A	0	0	0	0.00	0	N/A	0	0
<b>Western Region</b>	<b>0</b>	<b>0.00</b>	<b>0</b>	<b>N/A</b>	<b>0</b>	<b>0</b>	<b>6</b>	<b>0.01</b>	<b>5</b>	<b>83.3</b>	<b>0</b>	<b>0</b>
Clare	0	0.00	0	N/A	0	0	0	0.00	0	N/A	0	0
Galway West	0	0.00	0	N/A	0	0	4	0.02	4	100.0	0	0
Mayo	0	0.00	0	N/A	0	0	1	0.01	1	100.0	0	0
Roscommon/Galway East	0	0.00	0	N/A	0	0	1	0.01	0	0.0	0	0

Table 3.62a Incidents recorded of *Perverting the course of justice* (ICCS 153), incidents per 1,000 population, detection and proceedings, 2003 and 2004

	2003						2004					
	Recorded	Per 1,000 population	Detected	Detection Rate (%)	With any Proceedings	With relevant Proceedings	Recorded	Per 1,000 population	Detected	Detection Rate (%)	With any Proceedings	With relevant Proceedings
<b>State</b>	<b>248</b>	<b>0.06</b>	<b>213</b>	<b>85.9</b>	<b>115</b>	<b>10</b>	<b>259</b>	<b>0.06</b>	<b>187</b>	<b>72.2</b>	<b>98</b>	<b>9</b>
<b>Eastern Region</b>	<b>27</b>	<b>0.04</b>	<b>22</b>	<b>81.5</b>	<b>10</b>	<b>3</b>	<b>26</b>	<b>0.03</b>	<b>19</b>	<b>73.1</b>	<b>8</b>	<b>1</b>
Carlow/Kildare	2	0.01	2	100.0	1	1	6	0.03	5	83.3	3	0
Laois/Offaly	4	0.03	4	100.0	0	0	5	0.04	4	80.0	3	1
Longford/Westmeath	3	0.03	1	33.3	1	0	5	0.04	2	40.0	0	0
Louth/Meath	18	0.06	15	83.3	8	2	10	0.03	8	80.0	2	0
<b>Dublin Metropolitan Region</b>	<b>125</b>	<b>0.11</b>	<b>120</b>	<b>96.0</b>	<b>64</b>	<b>3</b>	<b>142</b>	<b>0.12</b>	<b>99</b>	<b>69.7</b>	<b>56</b>	<b>0</b>
Eastern DMR	3	0.03	2	66.7	1	0	4	0.04	3	75.0	0	0
North Central DMR	40	0.17	39	97.5	23	2	18	0.07	18	100.0	8	0
Northern DMR	7	0.03	5	71.4	2	0	11	0.04	10	90.9	2	0
South Central DMR	35	0.14	34	97.1	26	0	43	0.16	42	97.7	34	0
Southern DMR	34	0.46	34	100.0	10	1	60	0.80	20	33.3	7	0
Western DMR	6	0.03	6	100.0	2	0	6	0.03	6	100.0	5	0
<b>Northern Region</b>	<b>12</b>	<b>0.04</b>	<b>7</b>	<b>58.3</b>	<b>3</b>	<b>1</b>	<b>20</b>	<b>0.06</b>	<b>15</b>	<b>75.0</b>	<b>8</b>	<b>4</b>
Cavan/Monaghan	2	0.02	1	50.0	1	1	5	0.04	4	80.0	4	3
Donegal	10	0.07	6	60.0	2	0	8	0.06	4	50.0	2	1
Sligo/Leitrim	0	0.00	0	N/A	0	0	7	0.09	7	100.0	2	0
<b>South Eastern Region</b>	<b>36</b>	<b>0.07</b>	<b>34</b>	<b>94.4</b>	<b>24</b>	<b>1</b>	<b>37</b>	<b>0.07</b>	<b>27</b>	<b>73.0</b>	<b>15</b>	<b>1</b>
Tipperary	3	0.02	2	66.7	1	0	4	0.03	3	75.0	2	1
Waterford/Kilkenny	28	0.16	28	100.0	20	1	20	0.11	19	95.0	11	0
Wexford/Wicklow	5	0.03	4	80.0	3	0	13	0.07	5	38.5	2	0
<b>Southern Region</b>	<b>26</b>	<b>0.03</b>	<b>12</b>	<b>46.2</b>	<b>2</b>	<b>1</b>	<b>19</b>	<b>0.02</b>	<b>17</b>	<b>89.5</b>	<b>6</b>	<b>2</b>
Cork City	2	0.01	2	100.0	0	0	6	0.03	6	100.0	3	0
Cork North	9	0.07	3	33.3	1	0	5	0.04	4	80.0	2	2
Cork West	6	0.05	5	83.3	0	0	1	0.01	1	100.0	0	0
Kerry	0	0.00	0	N/A	0	0	2	0.02	2	100.0	0	0
Limerick	9	0.05	2	22.2	1	1	5	0.03	4	80.0	1	0
<b>Western Region</b>	<b>22</b>	<b>0.04</b>	<b>18</b>	<b>81.8</b>	<b>12</b>	<b>1</b>	<b>15</b>	<b>0.03</b>	<b>10</b>	<b>66.7</b>	<b>5</b>	<b>1</b>
Clare	3	0.03	3	100.0	3	0	3	0.03	1	33.3	1	1
Galway West	5	0.03	4	80.0	2	0	4	0.02	3	75.0	1	0
Mayo	8	0.06	8	100.0	5	0	5	0.04	4	80.0	1	0
Roscommon/Galway East	6	0.06	3	50.0	2	1	3	0.03	2	66.7	2	0

Table 3.62b Incidents recorded of *Perverting the course of justice* (ICCS 153), incidents per 1,000 population, detection and proceedings, 2005 and 2006

	2005						2006					
	Recorded	Per 1,000 population	Detected	Detection Rate (%)	With any Proceedings	With relevant Proceedings	Recorded	Per 1,000 population	Detected	Detection Rate (%)	With any Proceedings	With relevant Proceedings
<b>State</b>	<b>224</b>	<b>0.05</b>	<b>181</b>	<b>80.8</b>	<b>88</b>	<b>13</b>	<b>248</b>	<b>0.06</b>	<b>191</b>	<b>77.0</b>	<b>94</b>	<b>12</b>
<b>Eastern Region</b>	<b>17</b>	<b>0.02</b>	<b>13</b>	<b>76.5</b>	<b>4</b>	<b>1</b>	<b>27</b>	<b>0.03</b>	<b>17</b>	<b>63.0</b>	<b>5</b>	<b>0</b>
Carlow/Kildare	2	0.01	1	50.0	0	0	3	0.01	2	66.7	1	0
Laois/Offaly	5	0.04	5	100.0	2	0	2	0.01	2	100.0	0	0
Longford/Westmeath	2	0.02	2	100.0	1	0	4	0.03	3	75.0	2	0
Louth/Meath	8	0.03	5	62.5	1	1	18	0.06	10	55.6	2	0
<b>Dublin Metropolitan Region</b>	<b>111</b>	<b>0.09</b>	<b>102</b>	<b>91.9</b>	<b>52</b>	<b>5</b>	<b>107</b>	<b>0.09</b>	<b>92</b>	<b>86.0</b>	<b>50</b>	<b>2</b>
Eastern DMR	7	0.06	5	71.4	4	0	9	0.08	6	66.7	4	0
North Central DMR	38	0.16	38	100.0	15	3	21	0.09	20	95.2	6	0
Northern DMR	6	0.02	6	100.0	3	0	12	0.05	8	66.7	3	1
South Central DMR	36	0.13	33	91.7	26	0	34	0.12	33	97.1	30	0
Southern DMR	16	0.21	13	81.3	1	0	20	0.25	16	80.0	2	0
Western DMR	8	0.04	7	87.5	3	2	11	0.05	9	81.8	5	1
<b>Northern Region</b>	<b>24</b>	<b>0.07</b>	<b>14</b>	<b>58.3</b>	<b>8</b>	<b>3</b>	<b>31</b>	<b>0.09</b>	<b>16</b>	<b>51.6</b>	<b>8</b>	<b>4</b>
Cavan/Monaghan	6	0.05	5	83.3	4	1	13	0.10	6	46.2	4	1
Donegal	14	0.10	5	35.7	1	0	14	0.10	7	50.0	3	2
Sligo/Leitrim	4	0.05	4	100.0	3	2	4	0.05	3	75.0	1	1
<b>South Eastern Region</b>	<b>24</b>	<b>0.05</b>	<b>20</b>	<b>83.3</b>	<b>12</b>	<b>0</b>	<b>32</b>	<b>0.06</b>	<b>26</b>	<b>81.3</b>	<b>12</b>	<b>2</b>
Tipperary	3	0.02	3	100.0	1	0	8	0.05	7	87.5	3	0
Waterford/Kilkenny	16	0.09	15	93.8	11	0	12	0.06	9	75.0	3	0
Wexford/Wicklow	5	0.03	2	40.0	0	0	12	0.06	10	83.3	6	2
<b>Southern Region</b>	<b>24</b>	<b>0.03</b>	<b>20</b>	<b>83.3</b>	<b>8</b>	<b>3</b>	<b>39</b>	<b>0.05</b>	<b>31</b>	<b>79.5</b>	<b>17</b>	<b>3</b>
Cork City	7	0.03	7	100.0	2	0	14	0.06	13	92.9	8	1
Cork North	4	0.03	2	50.0	1	0	2	0.01	2	100.0	1	0
Cork West	4	0.03	4	100.0	1	0	7	0.05	5	71.4	1	0
Kerry	3	0.02	3	100.0	1	0	5	0.04	5	100.0	3	1
Limerick	6	0.03	4	66.7	3	3	11	0.06	6	54.5	4	1
<b>Western Region</b>	<b>24</b>	<b>0.05</b>	<b>12</b>	<b>50.0</b>	<b>4</b>	<b>1</b>	<b>12</b>	<b>0.02</b>	<b>9</b>	<b>75.0</b>	<b>2</b>	<b>1</b>
Clare	7	0.07	2	28.6	0	0	1	0.01	1	100.0	0	0
Galway West	7	0.04	2	28.6	1	1	3	0.02	1	33.3	1	1
Mayo	6	0.05	5	83.3	3	0	5	0.04	5	100.0	1	0
Roscommon/Galway East	4	0.04	3	75.0	0	0	3	0.03	2	66.7	0	0

**Table 3.63a Incidents recorded of *Offences while in custody, breach of court orders (ICCS 154, 155)*, incidents per 1,000 population, detection and proceedings, 2003 and 2004**

	2003						2004					
	Recorded	Per 1,000 population	Detected	Detection Rate (%)	With any Proceedings	With relevant Proceedings	Recorded	Per 1,000 population	Detected	Detection Rate (%)	With any Proceedings	With relevant Proceedings
<b>State</b>	<b>6,378</b>	<b>1.60</b>	<b>6,362</b>	<b>99.7</b>	<b>4,287</b>	<b>4,232</b>	<b>6,013</b>	<b>1.49</b>	<b>5,992</b>	<b>99.7</b>	<b>3,757</b>	<b>3,712</b>
<b>Eastern Region</b>	<b>675</b>	<b>0.92</b>	<b>675</b>	<b>100.0</b>	<b>436</b>	<b>420</b>	<b>618</b>	<b>0.82</b>	<b>618</b>	<b>100.0</b>	<b>444</b>	<b>436</b>
Carlow/Kildare	175	0.84	175	100.0	141	139	183	0.85	183	100.0	131	129
Laois/Offaly	89	0.72	89	100.0	63	61	90	0.71	90	100.0	70	69
Longford/Westmeath	111	0.98	111	100.0	73	66	84	0.72	84	100.0	64	59
Louth/Meath	300	1.05	300	100.0	159	154	261	0.88	261	100.0	179	179
<b>Dublin Metropolitan Region</b>	<b>3,564</b>	<b>3.08</b>	<b>3,563</b>	<b>100.0</b>	<b>2,559</b>	<b>2,544</b>	<b>3,533</b>	<b>3.02</b>	<b>3,532</b>	<b>100.0</b>	<b>2,215</b>	<b>2,195</b>
Eastern DMR	208	1.98	208	100.0	163	162	202	1.88	202	100.0	159	157
North Central DMR	1,637	6.77	1,637	100.0	1,208	1,202	1,593	6.63	1,593	100.0	986	979
Northern DMR	272	1.07	272	100.0	213	211	330	1.29	330	100.0	227	223
South Central DMR	440	1.70	440	100.0	322	322	458	1.73	458	100.0	304	301
Southern DMR	517	6.97	516	99.8	269	266	530	7.04	530	100.0	254	253
Western DMR	490	2.17	490	100.0	384	381	420	1.86	419	99.8	285	282
<b>Northern Region</b>	<b>253</b>	<b>0.75</b>	<b>244</b>	<b>96.4</b>	<b>150</b>	<b>143</b>	<b>275</b>	<b>0.80</b>	<b>257</b>	<b>93.5</b>	<b>146</b>	<b>139</b>
Cavan/Monaghan	132	1.11	132	100.0	82	78	143	1.18	143	100.0	91	90
Donegal	69	0.49	69	100.0	40	38	87	0.61	87	100.0	41	35
Sligo/Leitrim	52	0.67	43	82.7	28	27	45	0.57	27	60.0	14	14
<b>South Eastern Region</b>	<b>617</b>	<b>1.25</b>	<b>615</b>	<b>99.7</b>	<b>283</b>	<b>273</b>	<b>486</b>	<b>0.97</b>	<b>485</b>	<b>99.8</b>	<b>197</b>	<b>195</b>
Tipperary	85	0.58	84	98.8	44	43	76	0.51	76	100.0	45	44
Waterford/Kilkenny	311	1.78	311	100.0	64	64	264	1.49	264	100.0	52	51
Wexford/Wicklow	221	1.29	220	99.5	175	166	146	0.83	145	99.3	100	100
<b>Southern Region</b>	<b>924</b>	<b>1.19</b>	<b>922</b>	<b>99.8</b>	<b>617</b>	<b>613</b>	<b>788</b>	<b>1.00</b>	<b>787</b>	<b>99.9</b>	<b>535</b>	<b>532</b>
Cork City	403	1.91	403	100.0	292	289	351	1.66	351	100.0	264	263
Cork North	70	0.55	69	98.6	43	43	77	0.58	77	100.0	38	38
Cork West	55	0.44	55	100.0	33	33	51	0.40	51	100.0	33	33
Kerry	150	1.15	150	100.0	69	69	104	0.79	103	99.0	62	60
Limerick	246	1.36	245	99.6	180	179	205	1.12	205	100.0	138	138
<b>Western Region</b>	<b>345</b>	<b>0.71</b>	<b>343</b>	<b>99.4</b>	<b>242</b>	<b>239</b>	<b>313</b>	<b>0.63</b>	<b>313</b>	<b>100.0</b>	<b>220</b>	<b>215</b>
Clare	89	0.87	89	100.0	67	66	63	0.61	63	100.0	46	45
Galway West	129	0.78	128	99.2	92	91	134	0.79	134	100.0	98	97
Mayo	56	0.45	56	100.0	39	39	43	0.34	43	100.0	23	22
Roscommon/Galway East	71	0.74	70	98.6	44	43	73	0.75	73	100.0	53	51

**Table 3.63b Incidents recorded of *Offences while in custody, breach of court orders (ICCS 154, 155)*, incidents per 1,000 population, detection and proceedings, 2005 and 2006**

	2005						2006					
	Recorded	Per 1,000 population	Detected	Detection Rate (%)	With any Proceedings	With relevant Proceedings	Recorded	Per 1,000 population	Detected	Detection Rate (%)	With any Proceedings	With relevant Proceedings
<b>State</b>	<b>7,413</b>	<b>1.79</b>	<b>7,404</b>	<b>99.9</b>	<b>4,356</b>	<b>4,297</b>	<b>8,942</b>	<b>2.11</b>	<b>8,934</b>	<b>99.9</b>	<b>4,876</b>	<b>4,829</b>
<b>Eastern Region</b>	<b>693</b>	<b>0.89</b>	<b>691</b>	<b>99.7</b>	<b>494</b>	<b>480</b>	<b>803</b>	<b>0.99</b>	<b>803</b>	<b>100.0</b>	<b>611</b>	<b>602</b>
Carlow/Kildare	127	0.57	127	100.0	85	85	128	0.55	128	100.0	102	102
Laois/Offaly	130	1.00	130	100.0	95	91	166	1.24	166	100.0	128	124
Longford/Westmeath	130	1.09	130	100.0	92	89	174	1.41	174	100.0	130	128
Louth/Meath	306	0.99	304	99.3	222	215	335	1.03	335	100.0	251	248
<b>Dublin Metropolitan Region</b>	<b>4,757</b>	<b>4.02</b>	<b>4,754</b>	<b>99.9</b>	<b>2,738</b>	<b>2,723</b>	<b>5,646</b>	<b>4.68</b>	<b>5,643</b>	<b>99.9</b>	<b>2,886</b>	<b>2,868</b>
Eastern DMR	232	2.09	231	99.6	162	162	287	2.46	287	100.0	175	174
North Central DMR	2,191	9.20	2,191	100.0	1,331	1,328	2,769	11.80	2,769	100.0	1,394	1,389
Northern DMR	469	1.82	469	100.0	251	247	545	2.09	545	100.0	276	275
South Central DMR	655	2.41	653	99.7	362	359	858	3.01	856	99.8	424	421
Southern DMR	558	7.27	558	100.0	253	251	610	7.69	610	100.0	308	302
Western DMR	652	2.86	652	100.0	379	376	577	2.51	576	99.8	309	307
<b>Northern Region</b>	<b>284</b>	<b>0.81</b>	<b>283</b>	<b>99.6</b>	<b>152</b>	<b>146</b>	<b>352</b>	<b>0.99</b>	<b>352</b>	<b>100.0</b>	<b>178</b>	<b>169</b>
Cavan/Monaghan	136	1.10	136	100.0	84	81	160	1.26	160	100.0	86	82
Donegal	95	0.66	95	100.0	39	37	104	0.71	104	100.0	39	37
Sligo/Leitrim	53	0.66	52	98.1	29	28	88	1.07	88	100.0	53	50
<b>South Eastern Region</b>	<b>506</b>	<b>0.99</b>	<b>506</b>	<b>100.0</b>	<b>203</b>	<b>201</b>	<b>660</b>	<b>1.26</b>	<b>658</b>	<b>99.7</b>	<b>348</b>	<b>346</b>
Tipperary	109	0.73	109	100.0	77	76	133	0.87	133	100.0	107	106
Waterford/Kilkenny	296	1.63	296	100.0	60	60	402	2.17	401	99.8	153	152
Wexford/Wicklow	101	0.56	101	100.0	66	65	125	0.67	124	99.2	88	88
<b>Southern Region</b>	<b>855</b>	<b>1.07</b>	<b>855</b>	<b>100.0</b>	<b>558</b>	<b>547</b>	<b>1,090</b>	<b>1.33</b>	<b>1,088</b>	<b>99.8</b>	<b>605</b>	<b>599</b>
Cork City	400	1.87	400	100.0	284	284	398	1.84	396	99.5	297	294
Cork North	86	0.63	86	100.0	45	45	121	0.85	121	100.0	63	61
Cork West	56	0.43	56	100.0	34	33	69	0.52	69	100.0	45	44
Kerry	132	0.98	132	100.0	69	61	277	2.03	277	100.0	70	70
Limerick	181	0.97	181	100.0	126	124	225	1.19	225	100.0	130	130
<b>Western Region</b>	<b>318</b>	<b>0.62</b>	<b>315</b>	<b>99.1</b>	<b>211</b>	<b>200</b>	<b>391</b>	<b>0.75</b>	<b>390</b>	<b>99.7</b>	<b>248</b>	<b>245</b>
Clare	86	0.81	86	100.0	47	44	108	1.00	108	100.0	48	47
Galway West	122	0.69	119	97.5	85	82	131	0.72	131	100.0	91	90
Mayo	45	0.35	45	100.0	31	29	58	0.45	58	100.0	36	35
Roscommon/Galway East	65	0.66	65	100.0	48	45	94	0.93	93	98.9	73	73

**Table 3.64a Incidents recorded of *Importation/Control/Welfare of Animals offences* (ICCS 161), incidents per 1,000 population, detection and proceedings, 2003 and 2004**

	2003						2004					
	Recorded	Per 1,000 population	Detected	Detection Rate (%)	With any Proceedings	With relevant Proceedings	Recorded	Per 1,000 population	Detected	Detection Rate (%)	With any Proceedings	With relevant Proceedings
<b>State</b>	<b>755</b>	<b>0.19</b>	<b>337</b>	<b>44.6</b>	<b>254</b>	<b>254</b>	<b>630</b>	<b>0.16</b>	<b>307</b>	<b>48.7</b>	<b>227</b>	<b>226</b>
<b>Eastern Region</b>	<b>232</b>	<b>0.32</b>	<b>80</b>	<b>34.5</b>	<b>56</b>	<b>56</b>	<b>151</b>	<b>0.20</b>	<b>73</b>	<b>48.3</b>	<b>52</b>	<b>51</b>
Carlow/Kildare	50	0.24	31	62.0	21	21	35	0.16	18	51.4	13	13
Laois/Offaly	52	0.42	17	32.7	9	9	35	0.28	23	65.7	15	15
Longford/Westmeath	96	0.84	13	13.5	10	10	56	0.48	17	30.4	11	10
Louth/Meath	34	0.12	19	55.9	16	16	25	0.08	15	60.0	13	13
<b>Dublin Metropolitan Region</b>	<b>35</b>	<b>0.03</b>	<b>18</b>	<b>51.4</b>	<b>14</b>	<b>14</b>	<b>76</b>	<b>0.06</b>	<b>53</b>	<b>69.7</b>	<b>41</b>	<b>41</b>
Eastern DMR	8	0.08	5	62.5	3	3	8	0.07	4	50.0	4	4
North Central DMR	4	0.02	4	100.0	3	3	19	0.08	18	94.7	16	16
Northern DMR	5	0.02	1	20.0	1	1	4	0.02	2	50.0	2	2
South Central DMR	6	0.02	3	50.0	3	3	22	0.08	20	90.9	12	12
Southern DMR	7	0.09	4	57.1	4	4	12	0.16	7	58.3	5	5
Western DMR	5	0.02	1	20.0	0	0	11	0.05	2	18.2	2	2
<b>Northern Region</b>	<b>109</b>	<b>0.32</b>	<b>25</b>	<b>22.9</b>	<b>19</b>	<b>19</b>	<b>113</b>	<b>0.33</b>	<b>27</b>	<b>23.9</b>	<b>14</b>	<b>14</b>
Cavan/Monaghan	34	0.29	6	17.6	5	5	36	0.30	6	16.7	2	2
Donegal	42	0.30	6	14.3	2	2	41	0.29	12	29.3	4	4
Sligo/Leitrim	33	0.42	13	39.4	12	12	36	0.45	9	25.0	8	8
<b>South Eastern Region</b>	<b>99</b>	<b>0.20</b>	<b>77</b>	<b>77.8</b>	<b>61</b>	<b>61</b>	<b>62</b>	<b>0.12</b>	<b>40</b>	<b>64.5</b>	<b>27</b>	<b>27</b>
Tipperary	50	0.34	40	80.0	36	36	26	0.18	13	50.0	6	6
Waterford/Kilkenny	25	0.14	19	76.0	15	15	12	0.07	10	83.3	9	9
Wexford/Wicklow	24	0.14	18	75.0	10	10	24	0.14	17	70.8	12	12
<b>Southern Region</b>	<b>127</b>	<b>0.16</b>	<b>59</b>	<b>46.5</b>	<b>42</b>	<b>42</b>	<b>110</b>	<b>0.14</b>	<b>64</b>	<b>58.2</b>	<b>51</b>	<b>51</b>
Cork City	20	0.09	12	60.0	9	9	13	0.06	11	84.6	10	10
Cork North	51	0.40	8	15.7	5	5	22	0.17	6	27.3	4	4
Cork West	18	0.14	15	83.3	11	11	26	0.21	24	92.3	22	22
Kerry	18	0.14	14	77.8	11	11	21	0.16	15	71.4	10	10
Limerick	20	0.11	10	50.0	6	6	28	0.15	8	28.6	5	5
<b>Western Region</b>	<b>153</b>	<b>0.31</b>	<b>78</b>	<b>51.0</b>	<b>62</b>	<b>62</b>	<b>118</b>	<b>0.24</b>	<b>50</b>	<b>42.4</b>	<b>42</b>	<b>42</b>
Clare	16	0.16	6	37.5	5	5	23	0.22	5	21.7	3	3
Galway West	30	0.18	5	16.7	3	3	29	0.17	18	62.1	17	17
Mayo	44	0.35	28	63.6	19	19	27	0.21	12	44.4	8	8
Roscommon/Galway East	63	0.66	39	61.9	35	35	39	0.40	15	38.5	14	14



**Table 3.64b Incidents recorded of *Importation/Control/Welfare of Animals offences* (ICCS 161), incidents per 1,000 population, detection and proceedings, 2005 and 2006**

	2005						2006					
	Recorded	Per 1,000 population	Detected	Detection Rate (%)	With any Proceedings	With relevant Proceedings	Recorded	Per 1,000 population	Detected	Detection Rate (%)	With any Proceedings	With relevant Proceedings
<b>State</b>	<b>659</b>	<b>0.16</b>	<b>301</b>	<b>45.7</b>	<b>198</b>	<b>197</b>	<b>791</b>	<b>0.19</b>	<b>376</b>	<b>47.5</b>	<b>251</b>	<b>249</b>
<b>Eastern Region</b>	<b>150</b>	<b>0.19</b>	<b>61</b>	<b>40.7</b>	<b>46</b>	<b>45</b>	<b>142</b>	<b>0.17</b>	<b>69</b>	<b>48.6</b>	<b>48</b>	<b>48</b>
Carlow/Kildare	25	0.11	12	48.0	9	9	33	0.14	26	78.8	19	19
Laois/Offaly	37	0.29	19	51.4	14	14	44	0.33	17	38.6	12	12
Longford/Westmeath	55	0.46	17	30.9	14	13	32	0.26	14	43.8	12	12
Louth/Meath	33	0.11	13	39.4	9	9	33	0.10	12	36.4	5	5
<b>Dublin Metropolitan Region</b>	<b>102</b>	<b>0.09</b>	<b>59</b>	<b>57.8</b>	<b>33</b>	<b>33</b>	<b>117</b>	<b>0.10</b>	<b>77</b>	<b>65.8</b>	<b>55</b>	<b>54</b>
Eastern DMR	13	0.12	8	61.5	3	3	15	0.13	7	46.7	5	5
North Central DMR	13	0.05	12	92.3	9	9	35	0.15	28	80.0	21	21
Northern DMR	20	0.08	5	25.0	1	1	11	0.04	4	36.4	3	3
South Central DMR	19	0.07	18	94.7	12	12	15	0.05	12	80.0	7	6
Southern DMR	17	0.22	8	47.1	2	2	7	0.09	6	85.7	4	4
Western DMR	20	0.09	8	40.0	6	6	34	0.15	20	58.8	15	15
<b>Northern Region</b>	<b>101</b>	<b>0.29</b>	<b>19</b>	<b>18.8</b>	<b>13</b>	<b>13</b>	<b>113</b>	<b>0.32</b>	<b>31</b>	<b>27.4</b>	<b>18</b>	<b>18</b>
Cavan/Monaghan	22	0.18	5	22.7	3	3	54	0.42	16	29.6	11	11
Donegal	42	0.29	8	19.0	5	5	40	0.27	11	27.5	6	6
Sligo/Leitrim	37	0.46	6	16.2	5	5	19	0.23	4	21.1	1	1
<b>South Eastern Region</b>	<b>59</b>	<b>0.12</b>	<b>22</b>	<b>37.3</b>	<b>17</b>	<b>17</b>	<b>120</b>	<b>0.23</b>	<b>52</b>	<b>43.3</b>	<b>28</b>	<b>28</b>
Tipperary	32	0.21	14	43.8	11	11	55	0.36	20	36.4	7	7
Waterford/Kilkenny	7	0.04	2	28.6	2	2	22	0.12	4	18.2	3	3
Wexford/Wicklow	20	0.11	6	30.0	4	4	43	0.23	28	65.1	18	18
<b>Southern Region</b>	<b>132</b>	<b>0.16</b>	<b>89</b>	<b>67.4</b>	<b>60</b>	<b>60</b>	<b>150</b>	<b>0.18</b>	<b>80</b>	<b>53.3</b>	<b>50</b>	<b>50</b>
Cork City	13	0.06	10	76.9	7	7	15	0.07	9	60.0	7	7
Cork North	22	0.16	9	40.9	6	6	39	0.27	18	46.2	12	12
Cork West	30	0.23	25	83.3	20	20	37	0.28	26	70.3	14	14
Kerry	21	0.16	16	76.2	8	8	21	0.15	14	66.7	9	9
Limerick	46	0.25	29	63.0	19	19	38	0.20	13	34.2	8	8
<b>Western Region</b>	<b>115</b>	<b>0.23</b>	<b>51</b>	<b>44.3</b>	<b>29</b>	<b>29</b>	<b>149</b>	<b>0.29</b>	<b>67</b>	<b>45.0</b>	<b>52</b>	<b>51</b>
Clare	19	0.18	12	63.2	5	5	20	0.19	10	50.0	6	6
Galway West	32	0.18	7	21.9	4	4	46	0.25	16	34.8	13	12
Mayo	36	0.28	18	50.0	10	10	38	0.29	19	50.0	13	13
Roscommon/Galway East	28	0.28	14	50.0	10	10	45	0.45	22	48.9	20	20

Table 3.65a Incidents recorded of *Fisheries/Maritime offences (ICCS 162)*, incidents per 1,000 population, detection and proceedings, 2003 and 2004

	2003						2004					
	Recorded	Per 1,000 population	Detected	Detection Rate (%)	With any Proceedings	With relevant Proceedings	Recorded	Per 1,000 population	Detected	Detection Rate (%)	With any Proceedings	With relevant Proceedings
<b>State</b>	<b>55</b>	<b>0.01</b>	<b>51</b>	<b>92.7</b>	<b>42</b>	<b>19</b>	<b>42</b>	<b>0.01</b>	<b>38</b>	<b>90.5</b>	<b>24</b>	<b>7</b>
<b>Eastern Region</b>	<b>0</b>	<b>0.00</b>	<b>0</b>	<b>N/A</b>	<b>0</b>	<b>0</b>	<b>0</b>	<b>0.00</b>	<b>0</b>	<b>N/A</b>	<b>0</b>	<b>0</b>
Carlow/Kildare	0	0.00	0	N/A	0	0	0	0.00	0	N/A	0	0
Laois/Offaly	0	0.00	0	N/A	0	0	0	0.00	0	N/A	0	0
Longford/Westmeath	0	0.00	0	N/A	0	0	0	0.00	0	N/A	0	0
Louth/Meath	0	0.00	0	N/A	0	0	0	0.00	0	N/A	0	0
<b>Dublin Metropolitan Region</b>	<b>0</b>	<b>0.00</b>	<b>0</b>	<b>N/A</b>	<b>0</b>	<b>0</b>	<b>0</b>	<b>0.00</b>	<b>0</b>	<b>N/A</b>	<b>0</b>	<b>0</b>
Eastern DMR	0	0.00	0	N/A	0	0	0	0.00	0	N/A	0	0
North Central DMR	0	0.00	0	N/A	0	0	0	0.00	0	N/A	0	0
Northern DMR	0	0.00	0	N/A	0	0	0	0.00	0	N/A	0	0
South Central DMR	0	0.00	0	N/A	0	0	0	0.00	0	N/A	0	0
Southern DMR	0	0.00	0	N/A	0	0	0	0.00	0	N/A	0	0
Western DMR	0	0.00	0	N/A	0	0	0	0.00	0	N/A	0	0
<b>Northern Region</b>	<b>4</b>	<b>0.01</b>	<b>4</b>	<b>100.0</b>	<b>1</b>	<b>0</b>	<b>11</b>	<b>0.03</b>	<b>10</b>	<b>90.9</b>	<b>1</b>	<b>1</b>
Cavan/Monaghan	1	0.01	1	100.0	1	0	0	0.00	0	N/A	0	0
Donegal	3	0.02	3	100.0	0	0	11	0.08	10	90.9	1	1
Sligo/Leitrim	0	0.00	0	N/A	0	0	0	0.00	0	N/A	0	0
<b>South Eastern Region</b>	<b>5</b>	<b>0.01</b>	<b>4</b>	<b>80.0</b>	<b>4</b>	<b>3</b>	<b>5</b>	<b>0.01</b>	<b>4</b>	<b>80.0</b>	<b>3</b>	<b>2</b>
Tipperary	0	0.00	0	N/A	0	0	0	0.00	0	N/A	0	0
Waterford/Kilkenny	5	0.03	4	80.0	4	3	2	0.01	2	100.0	2	1
Wexford/Wicklow	0	0.00	0	N/A	0	0	3	0.02	2	66.7	1	1
<b>Southern Region</b>	<b>39</b>	<b>0.05</b>	<b>36</b>	<b>92.3</b>	<b>30</b>	<b>14</b>	<b>20</b>	<b>0.03</b>	<b>18</b>	<b>90.0</b>	<b>14</b>	<b>2</b>
Cork City	0	0.00	0	N/A	0	0	1	0.00	1	100.0	0	0
Cork North	17	0.13	14	82.4	12	6	3	0.02	1	33.3	1	0
Cork West	14	0.11	14	100.0	13	7	16	0.13	16	100.0	13	2
Kerry	6	0.05	6	100.0	3	1	0	0.00	0	N/A	0	0
Limerick	2	0.01	2	100.0	2	0	0	0.00	0	N/A	0	0
<b>Western Region</b>	<b>7</b>	<b>0.01</b>	<b>7</b>	<b>100.0</b>	<b>7</b>	<b>2</b>	<b>6</b>	<b>0.01</b>	<b>6</b>	<b>100.0</b>	<b>6</b>	<b>2</b>
Clare	1	0.01	1	100.0	1	0	1	0.01	1	100.0	1	0
Galway West	6	0.04	6	100.0	6	2	4	0.02	4	100.0	4	2
Mayo	0	0.00	0	N/A	0	0	1	0.01	1	100.0	1	0
Roscommon/Galway East	0	0.00	0	N/A	0	0	0	0.00	0	N/A	0	0

Table 3.65b Incidents recorded of *Fisheries/Maritime offences* (ICCS 162), incidents per 1,000 population, detection and proceedings, 2005 and 2006

	2005						2006					
	Recorded	Per 1,000 population	Detected	Detection Rate (%)	With any Proceedings	With relevant Proceedings	Recorded	Per 1,000 population	Detected	Detection Rate (%)	With any Proceedings	With relevant Proceedings
<b>State</b>	<b>61</b>	<b>0.01</b>	<b>59</b>	<b>96.7</b>	<b>43</b>	<b>24</b>	<b>40</b>	<b>0.01</b>	<b>36</b>	<b>90.0</b>	<b>22</b>	<b>14</b>
<b>Eastern Region</b>	<b>3</b>	<b>0.00</b>	<b>3</b>	<b>100.0</b>	<b>0</b>	<b>0</b>	<b>2</b>	<b>0.00</b>	<b>2</b>	<b>100.0</b>	<b>0</b>	<b>0</b>
Carlow/Kildare	3	0.01	3	100.0	0	0	0	0.00	0	N/A	0	0
Laois/Offaly	0	0.00	0	N/A	0	0	0	0.00	0	N/A	0	0
Longford/Westmeath	0	0.00	0	N/A	0	0	0	0.00	0	N/A	0	0
Louth/Meath	0	0.00	0	N/A	0	0	2	0.01	2	100.0	0	0
<b>Dublin Metropolitan Region</b>	<b>4</b>	<b>0.00</b>	<b>4</b>	<b>100.0</b>	<b>2</b>	<b>2</b>	<b>2</b>	<b>0.00</b>	<b>2</b>	<b>100.0</b>	<b>0</b>	<b>0</b>
Eastern DMR	0	0.00	0	N/A	0	0	0	0.00	0	N/A	0	0
North Central DMR	0	0.00	0	N/A	0	0	0	0.00	0	N/A	0	0
Northern DMR	1	0.00	1	100.0	1	1	1	0.00	1	100.0	0	0
South Central DMR	1	0.00	1	100.0	1	1	0	0.00	0	N/A	0	0
Southern DMR	0	0.00	0	N/A	0	0	0	0.00	0	N/A	0	0
Western DMR	2	0.01	2	100.0	0	0	1	0.00	1	100.0	0	0
<b>Northern Region</b>	<b>8</b>	<b>0.02</b>	<b>6</b>	<b>75.0</b>	<b>2</b>	<b>1</b>	<b>7</b>	<b>0.02</b>	<b>5</b>	<b>71.4</b>	<b>3</b>	<b>3</b>
Cavan/Monaghan	1	0.01	0	0.0	0	0	1	0.01	1	100.0	0	0
Donegal	7	0.05	6	85.7	2	1	6	0.04	4	66.7	3	3
Sligo/Leitrim	0	0.00	0	N/A	0	0	0	0.00	0	N/A	0	0
<b>South Eastern Region</b>	<b>1</b>	<b>0.00</b>	<b>1</b>	<b>100.0</b>	<b>0</b>	<b>0</b>	<b>6</b>	<b>0.01</b>	<b>6</b>	<b>100.0</b>	<b>2</b>	<b>1</b>
Tipperary	0	0.00	0	N/A	0	0	1	0.01	1	100.0	0	0
Waterford/Kilkenny	0	0.00	0	N/A	0	0	4	0.02	4	100.0	2	1
Wexford/Wicklow	1	0.01	1	100.0	0	0	1	0.01	1	100.0	0	0
<b>Southern Region</b>	<b>36</b>	<b>0.04</b>	<b>36</b>	<b>100.0</b>	<b>30</b>	<b>14</b>	<b>17</b>	<b>0.02</b>	<b>16</b>	<b>94.1</b>	<b>12</b>	<b>7</b>
Cork City	0	0.00	0	N/A	0	0	0	0.00	0	N/A	0	0
Cork North	13	0.09	13	100.0	12	4	6	0.04	5	83.3	3	0
Cork West	20	0.15	20	100.0	17	10	9	0.07	9	100.0	8	7
Kerry	2	0.01	2	100.0	0	0	1	0.01	1	100.0	1	0
Limerick	1	0.01	1	100.0	1	0	1	0.01	1	100.0	0	0
<b>Western Region</b>	<b>9</b>	<b>0.02</b>	<b>9</b>	<b>100.0</b>	<b>9</b>	<b>7</b>	<b>6</b>	<b>0.01</b>	<b>5</b>	<b>83.3</b>	<b>5</b>	<b>3</b>
Clare	0	0.00	0	N/A	0	0	0	0.00	0	N/A	0	0
Galway West	9	0.05	9	100.0	9	7	6	0.03	5	83.3	5	3
Mayo	0	0.00	0	N/A	0	0	0	0.00	0	N/A	0	0
Roscommon/Galway East	0	0.00	0	N/A	0	0	0	0.00	0	N/A	0	0

**Table 3.66a Incidents recorded of *Use of data, electronic counterfeit and broadcasting offences* (ICCS 163), incidents per 1,000 population, detection and proceedings, 2003 and 2004**

	2003						2004					
	Recorded	Per 1,000 population	Detected	Detection Rate (%)	With any Proceedings	With relevant Proceedings	Recorded	Per 1,000 population	Detected	Detection Rate (%)	With any Proceedings	With relevant Proceedings
<b>State</b>	<b>59</b>	<b>0.01</b>	<b>46</b>	<b>78.0</b>	<b>33</b>	<b>15</b>	<b>84</b>	<b>0.02</b>	<b>71</b>	<b>84.5</b>	<b>37</b>	<b>8</b>
<b>Eastern Region</b>	<b>25</b>	<b>0.03</b>	<b>22</b>	<b>88.0</b>	<b>18</b>	<b>7</b>	<b>16</b>	<b>0.02</b>	<b>15</b>	<b>93.8</b>	<b>7</b>	<b>2</b>
Carlow/Kildare	4	0.02	3	75.0	3	3	5	0.02	5	100.0	2	2
Laois/Offaly	4	0.03	4	100.0	4	4	1	0.01	1	100.0	1	0
Longford/Westmeath	0	0.00	0	N/A	0	0	0	0.00	0	N/A	0	0
Louth/Meath	17	0.06	15	88.2	11	0	10	0.03	9	90.0	4	0
<b>Dublin Metropolitan Region</b>	<b>20</b>	<b>0.02</b>	<b>15</b>	<b>75.0</b>	<b>12</b>	<b>7</b>	<b>35</b>	<b>0.03</b>	<b>28</b>	<b>80.0</b>	<b>14</b>	<b>1</b>
Eastern DMR	2	0.02	2	100.0	2	1	9	0.08	7	77.8	1	0
North Central DMR	3	0.01	3	100.0	3	1	5	0.02	5	100.0	4	0
Northern DMR	2	0.01	2	100.0	0	0	9	0.04	6	66.7	2	0
South Central DMR	7	0.03	5	71.4	5	5	5	0.02	5	100.0	3	0
Southern DMR	1	0.01	0	0.0	0	0	4	0.05	3	75.0	3	1
Western DMR	5	0.02	3	60.0	2	0	3	0.01	2	66.7	1	0
<b>Northern Region</b>	<b>4</b>	<b>0.01</b>	<b>2</b>	<b>50.0</b>	<b>0</b>	<b>0</b>	<b>10</b>	<b>0.03</b>	<b>7</b>	<b>70.0</b>	<b>3</b>	<b>0</b>
Cavan/Monaghan	1	0.01	1	100.0	0	0	3	0.02	2	66.7	1	0
Donegal	2	0.01	1	50.0	0	0	1	0.01	1	100.0	0	0
Sligo/Leitrim	1	0.01	0	0.0	0	0	6	0.08	4	66.7	2	0
<b>South Eastern Region</b>	<b>2</b>	<b>0.00</b>	<b>1</b>	<b>50.0</b>	<b>0</b>	<b>0</b>	<b>6</b>	<b>0.01</b>	<b>6</b>	<b>100.0</b>	<b>5</b>	<b>0</b>
Tipperary	2	0.01	1	50.0	0	0	2	0.01	2	100.0	2	0
Waterford/Kilkenny	0	0.00	0	N/A	0	0	2	0.01	2	100.0	2	0
Wexford/Wicklow	0	0.00	0	N/A	0	0	2	0.01	2	100.0	1	0
<b>Southern Region</b>	<b>4</b>	<b>0.01</b>	<b>3</b>	<b>75.0</b>	<b>2</b>	<b>0</b>	<b>3</b>	<b>0.00</b>	<b>3</b>	<b>100.0</b>	<b>2</b>	<b>2</b>
Cork City	0	0.00	0	N/A	0	0	0	0.00	0	N/A	0	0
Cork North	1	0.01	0	0.0	0	0	0	0.00	0	N/A	0	0
Cork West	0	0.00	0	N/A	0	0	0	0.00	0	N/A	0	0
Kerry	2	0.02	2	100.0	2	0	0	0.00	0	N/A	0	0
Limerick	1	0.01	1	100.0	0	0	3	0.02	3	100.0	2	2
<b>Western Region</b>	<b>4</b>	<b>0.01</b>	<b>3</b>	<b>75.0</b>	<b>1</b>	<b>1</b>	<b>14</b>	<b>0.03</b>	<b>12</b>	<b>85.7</b>	<b>6</b>	<b>3</b>
Clare	0	0.00	0	N/A	0	0	2	0.02	2	100.0	1	0
Galway West	3	0.02	2	66.7	1	1	4	0.02	4	100.0	2	2
Mayo	0	0.00	0	N/A	0	0	5	0.04	4	80.0	2	1
Roscommon/Galway East	1	0.01	1	100.0	0	0	3	0.03	2	66.7	1	0

**Table 3.66b Incidents recorded of Use of data, electronic counterfeit and broadcasting offences (ICCS 163), incidents per 1,000 population, detection and proceedings, 2005 and 2006**

	2005						2006					
	Recorded	Per 1,000 population	Detected	Detection Rate (%)	With any Proceedings	With relevant Proceedings	Recorded	Per 1,000 population	Detected	Detection Rate (%)	With any Proceedings	With relevant Proceedings
<b>State</b>	<b>94</b>	<b>0.02</b>	<b>72</b>	<b>76.6</b>	<b>49</b>	<b>6</b>	<b>94</b>	<b>0.02</b>	<b>77</b>	<b>81.9</b>	<b>40</b>	<b>7</b>
<b>Eastern Region</b>	<b>20</b>	<b>0.03</b>	<b>17</b>	<b>85.0</b>	<b>11</b>	<b>1</b>	<b>25</b>	<b>0.03</b>	<b>22</b>	<b>88.0</b>	<b>10</b>	<b>3</b>
Carlow/Kildare	1	0.00	1	100.0	1	0	5	0.02	5	100.0	0	0
Laois/Offaly	5	0.04	4	80.0	1	1	7	0.05	7	100.0	5	3
Longford/Westmeath	3	0.03	3	100.0	2	0	3	0.02	2	66.7	1	0
Louth/Meath	11	0.04	9	81.8	7	0	10	0.03	8	80.0	4	0
<b>Dublin Metropolitan Region</b>	<b>24</b>	<b>0.02</b>	<b>19</b>	<b>79.2</b>	<b>13</b>	<b>2</b>	<b>36</b>	<b>0.03</b>	<b>30</b>	<b>83.3</b>	<b>19</b>	<b>1</b>
Eastern DMR	4	0.04	2	50.0	1	1	3	0.03	3	100.0	2	0
North Central DMR	1	0.00	1	100.0	1	0	3	0.01	2	66.7	1	1
Northern DMR	5	0.02	4	80.0	2	0	1	0.00	1	100.0	1	0
South Central DMR	1	0.00	1	100.0	1	1	12	0.04	10	83.3	9	0
Southern DMR	2	0.03	2	100.0	2	0	2	0.03	2	100.0	1	0
Western DMR	11	0.05	9	81.8	6	0	15	0.07	12	80.0	5	0
<b>Northern Region</b>	<b>9</b>	<b>0.03</b>	<b>6</b>	<b>66.7</b>	<b>2</b>	<b>0</b>	<b>9</b>	<b>0.03</b>	<b>7</b>	<b>77.8</b>	<b>4</b>	<b>0</b>
Cavan/Monaghan	4	0.03	3	75.0	2	0	6	0.05	6	100.0	3	0
Donegal	4	0.03	2	50.0	0	0	3	0.02	1	33.3	1	0
Sligo/Leitrim	1	0.01	1	100.0	0	0	0	0.00	0	N/A	0	0
<b>South Eastern Region</b>	<b>19</b>	<b>0.04</b>	<b>14</b>	<b>73.7</b>	<b>12</b>	<b>0</b>	<b>7</b>	<b>0.01</b>	<b>7</b>	<b>100.0</b>	<b>2</b>	<b>1</b>
Tipperary	4	0.03	3	75.0	1	0	2	0.01	2	100.0	0	0
Waterford/Kilkenny	5	0.03	3	60.0	3	0	0	0.00	0	N/A	0	0
Wexford/Wicklow	10	0.06	8	80.0	8	0	5	0.03	5	100.0	2	1
<b>Southern Region</b>	<b>17</b>	<b>0.02</b>	<b>13</b>	<b>76.5</b>	<b>9</b>	<b>2</b>	<b>5</b>	<b>0.01</b>	<b>5</b>	<b>100.0</b>	<b>4</b>	<b>2</b>
Cork City	5	0.02	3	60.0	2	2	0	0.00	0	N/A	0	0
Cork North	2	0.01	1	50.0	0	0	3	0.02	3	100.0	3	2
Cork West	0	0.00	0	N/A	0	0	0	0.00	0	N/A	0	0
Kerry	5	0.04	4	80.0	3	0	1	0.01	1	100.0	1	0
Limerick	5	0.03	5	100.0	4	0	1	0.01	1	100.0	0	0
<b>Western Region</b>	<b>5</b>	<b>0.01</b>	<b>3</b>	<b>60.0</b>	<b>2</b>	<b>1</b>	<b>12</b>	<b>0.02</b>	<b>6</b>	<b>50.0</b>	<b>1</b>	<b>0</b>
Clare	1	0.01	1	100.0	0	0	4	0.04	3	75.0	0	0
Galway West	2	0.01	0	0.0	0	0	5	0.03	1	20.0	0	0
Mayo	1	0.01	1	100.0	1	1	2	0.02	2	100.0	1	0
Roscommon/Galway East	1	0.01	1	100.0	1	0	1	0.01	0	0.0	0	0

Table 3.67a Incidents recorded of *Miscellaneous offences* (ICCS 164), incidents per 1,000 population, detection and proceedings, 2003 and 2004

	2003						2004					
	Recorded	Per 1,000 population	Detected	Detection Rate (%)	With any Proceedings	With relevant Proceedings	Recorded	Per 1,000 population	Detected	Detection Rate (%)	With any Proceedings	With relevant Proceedings
<b>State</b>	<b>890</b>	<b>0.22</b>	<b>789</b>	<b>88.7</b>	<b>476</b>	<b>448</b>	<b>1,045</b>	<b>0.26</b>	<b>773</b>	<b>74.4</b>	<b>298</b>	<b>278</b>
<b>Eastern Region</b>	<b>124</b>	<b>0.17</b>	<b>115</b>	<b>92.7</b>	<b>47</b>	<b>45</b>	<b>208</b>	<b>0.28</b>	<b>196</b>	<b>94.2</b>	<b>25</b>	<b>25</b>
Carlow/Kildare	13	0.06	13	100.0	6	6	8	0.04	7	87.5	7	7
Laois/Offaly	5	0.04	5	100.0	4	4	5	0.04	4	80.0	2	2
Longford/Westmeath	7	0.06	3	42.9	1	1	4	0.03	2	50.0	2	2
Louth/Meath	99	0.35	94	94.9	36	34	191	0.64	183	95.8	14	14
<b>Dublin Metropolitan Region</b>	<b>496</b>	<b>0.43</b>	<b>465</b>	<b>93.8</b>	<b>324</b>	<b>300</b>	<b>697</b>	<b>0.60</b>	<b>452</b>	<b>65.4</b>	<b>184</b>	<b>174</b>
Eastern DMR	39	0.37	36	92.3	22	20	15	0.14	11	80.0	9	8
North Central DMR	128	0.53	122	95.3	99	97	74	0.31	67	91.9	53	53
Northern DMR	97	0.38	94	96.9	59	45	493	1.93	273	55.4	49	44
South Central DMR	113	0.44	105	92.9	69	66	50	0.19	43	90.0	28	26
Southern DMR	56	0.76	48	85.7	34	33	31	0.41	28	90.3	19	19
Western DMR	63	0.28	60	95.2	41	39	34	0.15	30	88.2	26	24
<b>Northern Region</b>	<b>56</b>	<b>0.17</b>	<b>40</b>	<b>71.4</b>	<b>27</b>	<b>27</b>	<b>32</b>	<b>0.09</b>	<b>28</b>	<b>87.5</b>	<b>28</b>	<b>26</b>
Cavan/Monaghan	42	0.35	30	71.4	21	21	23	0.19	20	87.0	20	18
Donegal	1	0.01	0	0.0	0	0	3	0.02	3	100.0	3	3
Sligo/Leitrim	13	0.17	10	76.9	6	6	6	0.08	5	83.3	5	5
<b>South Eastern Region</b>	<b>54</b>	<b>0.11</b>	<b>51</b>	<b>94.4</b>	<b>29</b>	<b>28</b>	<b>32</b>	<b>0.06</b>	<b>31</b>	<b>96.9</b>	<b>21</b>	<b>18</b>
Tipperary	5	0.03	5	100.0	3	2	6	0.04	6	100.0	4	2
Waterford/Kilkenny	25	0.14	24	96.0	14	14	5	0.03	5	100.0	1	1
Wexford/Wicklow	24	0.14	22	91.7	12	12	21	0.12	20	95.2	16	15
<b>Southern Region</b>	<b>101</b>	<b>0.13</b>	<b>82</b>	<b>81.2</b>	<b>26</b>	<b>26</b>	<b>28</b>	<b>0.04</b>	<b>26</b>	<b>92.9</b>	<b>16</b>	<b>15</b>
Cork City	74	0.35	57	77.0	10	10	12	0.06	11	91.7	2	2
Cork North	10	0.08	9	90.0	6	6	3	0.02	2	66.7	2	2
Cork West	2	0.02	2	100.0	1	1	2	0.02	2	100.0	2	1
Kerry	6	0.05	5	83.3	3	3	1	0.01	1	100.0	1	1
Limerick	9	0.05	9	100.0	6	6	10	0.05	10	100.0	9	9
<b>Western Region</b>	<b>59</b>	<b>0.12</b>	<b>36</b>	<b>61.0</b>	<b>23</b>	<b>22</b>	<b>48</b>	<b>0.10</b>	<b>40</b>	<b>83.3</b>	<b>24</b>	<b>20</b>
Clare	26	0.26	7	26.9	2	2	23	0.22	17	73.9	3	3
Galway West	15	0.09	13	86.7	7	6	8	0.05	7	87.5	7	4
Mayo	0	0.00	0	N/A	0	0	9	0.07	9	100.0	7	6
Roscommon/Galway East	18	0.19	16	88.9	14	14	8	0.08	7	87.5	7	7

Table 3.67b Incidents recorded of *Miscellaneous offences (ICCS 164)*, incidents per 1,000 population, detection and proceedings, 2003 and 2004

	2005						2006					
	Recorded	Per 1,000 population	Detected	Detection Rate (%)	With any Proceedings	With relevant Proceedings	Recorded	Per 1,000 population	Detected	Detection Rate (%)	With any Proceedings	With relevant Proceedings
<b>State</b>	<b>1,420</b>	<b>0.34</b>	<b>919</b>	<b>64.7</b>	<b>322</b>	<b>292</b>	<b>1,662</b>	<b>0.39</b>	<b>1,283</b>	<b>77.2</b>	<b>508</b>	<b>489</b>
<b>Eastern Region</b>	<b>388</b>	<b>0.50</b>	<b>386</b>	<b>99.5</b>	<b>33</b>	<b>31</b>	<b>431</b>	<b>0.53</b>	<b>427</b>	<b>99.1</b>	<b>27</b>	<b>27</b>
Carlow/Kildare	19	0.09	19	100.0	12	12	9	0.04	9	100.0	5	5
Laois/Offaly	9	0.07	9	100.0	9	9	6	0.04	6	100.0	6	6
Longford/Westmeath	5	0.04	4	80.0	2	1	3	0.02	2	66.7	2	2
Louth/Meath	355	1.15	354	99.7	10	9	413	1.27	410	99.3	14	14
<b>Dublin Metropolitan Region</b>	<b>829</b>	<b>0.70</b>	<b>373</b>	<b>45.0</b>	<b>200</b>	<b>178</b>	<b>844</b>	<b>0.70</b>	<b>495</b>	<b>58.6</b>	<b>316</b>	<b>300</b>
Eastern DMR	28	0.25	27	96.4	15	14	14	0.12	14	100.0	9	9
North Central DMR	65	0.27	62	95.4	41	41	73	0.31	66	90.4	53	51
Northern DMR	651	2.53	206	31.6	83	64	580	2.22	244	42.1	130	121
South Central DMR	30	0.11	28	93.3	22	21	76	0.27	75	98.7	55	52
Southern DMR	27	0.35	25	92.6	19	19	35	0.44	32	91.4	19	18
Western DMR	28	0.12	25	89.3	20	19	66	0.29	64	97.0	50	49
<b>Northern Region</b>	<b>31</b>	<b>0.09</b>	<b>27</b>	<b>87.1</b>	<b>14</b>	<b>14</b>	<b>83</b>	<b>0.23</b>	<b>63</b>	<b>75.9</b>	<b>40</b>	<b>40</b>
Cavan/Monaghan	20	0.16	19	95.0	10	10	47	0.37	37	78.7	23	23
Donegal	2	0.01	0	0.0	0	0	16	0.11	9	56.3	6	6
Sligo/Leitrim	9	0.11	8	88.9	4	4	20	0.24	17	85.0	11	11
<b>South Eastern Region</b>	<b>24</b>	<b>0.05</b>	<b>24</b>	<b>100.0</b>	<b>17</b>	<b>13</b>	<b>99</b>	<b>0.19</b>	<b>95</b>	<b>96.0</b>	<b>48</b>	<b>46</b>
Tipperary	1	0.01	1	100.0	1	0	3	0.02	2	66.7	2	2
Waterford/Kilkenny	7	0.04	7	100.0	3	3	8	0.04	8	100.0	5	4
Wexford/Wicklow	16	0.09	16	100.0	13	10	88	0.47	85	96.6	41	40
<b>Southern Region</b>	<b>59</b>	<b>0.07</b>	<b>55</b>	<b>93.2</b>	<b>39</b>	<b>38</b>	<b>32</b>	<b>0.04</b>	<b>31</b>	<b>96.9</b>	<b>14</b>	<b>13</b>
Cork City	12	0.06	9	75.0	5	5	8	0.04	8	100.0	4	3
Cork North	1	0.01	1	100.0	1	1	3	0.02	2	66.7	0	0
Cork West	7	0.05	7	100.0	7	7	5	0.04	5	100.0	3	3
Kerry	13	0.10	13	100.0	7	6	4	0.03	4	100.0	1	1
Limerick	26	0.14	25	96.2	19	19	12	0.06	12	100.0	6	6
<b>Western Region</b>	<b>89</b>	<b>0.17</b>	<b>54</b>	<b>60.7</b>	<b>19</b>	<b>18</b>	<b>173</b>	<b>0.33</b>	<b>172</b>	<b>99.4</b>	<b>63</b>	<b>63</b>
Clare	53	0.50	23	43.4	1	0	80	0.74	79	98.8	3	3
Galway West	21	0.12	19	90.5	11	11	62	0.34	62	100.0	38	38
Mayo	6	0.05	4	66.7	1	1	9	0.07	9	100.0	5	5
Roscommon/Galway East	9	0.09	8	88.9	6	6	22	0.22	22	100.0	17	17





# *Chapter 4*

## *Some Characteristics for Selected Incident Types*

### **4.1 Description of Tables**

Tables in this Chapter relate to Burglary, Aggravated Burglary, Robbery and Drugs offences. Details given include weapons used, location of incident and drug type.

Table 4.01 Incidents recorded of *Burglary* (ICCS 0612) by house and other location type, 2003-2006

	2003			2004			2005			2006										
	House	Other	Total	House	Other	Total	House	Other	Total	House	Other	Total								
	%	%		%	%		%	%		%	%									
<b>State</b>	<b>15,988</b>	<b>63.4</b>	<b>9,220</b>	<b>36.6</b>	<b>25,208</b>	<b>16,156</b>	<b>66.1</b>	<b>8,275</b>	<b>33.9</b>	<b>24,431</b>	<b>17,457</b>	<b>67.4</b>	<b>8,450</b>	<b>32.6</b>	<b>25,907</b>	<b>16,230</b>	<b>66.9</b>	<b>8,025</b>	<b>33.1</b>	<b>24,255</b>
<b>Eastern Region</b>	<b>3,292</b>	<b>68.5</b>	<b>1,516</b>	<b>31.5</b>	<b>4,808</b>	<b>3,118</b>	<b>64.2</b>	<b>1,739</b>	<b>35.8</b>	<b>4,857</b>	<b>3,339</b>	<b>66.0</b>	<b>1,718</b>	<b>34.0</b>	<b>5,057</b>	<b>3,598</b>	<b>71.4</b>	<b>1,442</b>	<b>28.6</b>	<b>5,040</b>
Carlow/Kildare	1,100	69.1	492	30.9	1,592	1,019	63.0	599	37.0	1,618	1,129	70.2	479	29.8	1,608	1,164	73.0	430	27.0	1,594
Laois/Offaly	413	64.3	229	35.7	642	379	54.9	311	45.1	690	420	57.9	305	42.1	725	394	60.6	256	39.4	650
Longford/Westmeath	548	67.7	262	32.3	810	456	62.2	277	37.8	733	523	64.5	288	35.5	811	569	70.2	242	29.8	811
Louth/Meath	1,231	69.8	533	30.2	1,764	1,264	69.6	552	30.4	1,816	1,267	66.2	646	33.8	1,913	1,471	74.1	514	25.9	1,985
<b>Dublin Metropolitan Region</b>	<b>7,570</b>	<b>67.7</b>	<b>3,610</b>	<b>32.3</b>	<b>11,180</b>	<b>8,057</b>	<b>73.2</b>	<b>2,952</b>	<b>26.8</b>	<b>11,009</b>	<b>7,995</b>	<b>75.1</b>	<b>2,655</b>	<b>24.9</b>	<b>10,650</b>	<b>6,762</b>	<b>69.4</b>	<b>2,988</b>	<b>30.6</b>	<b>9,750</b>
Eastern DMR	1,730	76.3	538	23.7	2,268	1,597	77.8	457	22.2	2,054	1,787	82.4	383	17.6	2,170	1,651	82.5	350	17.5	2,001
North Central DMR	540	51.7	505	48.3	1,045	558	54.9	459	45.1	1,017	677	62.5	407	37.5	1,084	596	57.3	444	42.7	1,040
Northern DMR	1,192	66.3	605	33.7	1,797	1,576	78.0	445	22.0	2,021	1,019	73.9	360	26.1	1,379	943	63.8	534	36.2	1,477
South Central DMR	1,090	54.7	904	45.3	1,994	1,085	57.3	810	42.7	1,895	1,370	64.6	752	35.4	2,122	963	55.6	770	44.4	1,733
Southern DMR	1,573	76.7	477	23.3	2,050	1,803	81.3	414	18.7	2,217	2,006	83.2	404	16.8	2,410	1,446	75.9	459	24.1	1,905
Western DMR	1,445	71.3	581	28.7	2,026	1,438	79.7	367	20.3	1,805	1,136	76.5	349	23.5	1,485	1,163	73.0	431	27.0	1,594
<b>Northern Region</b>	<b>842</b>	<b>58.7</b>	<b>593</b>	<b>41.3</b>	<b>1,435</b>	<b>563</b>	<b>46.0</b>	<b>662</b>	<b>54.0</b>	<b>1,225</b>	<b>585</b>	<b>48.2</b>	<b>629</b>	<b>51.8</b>	<b>1,214</b>	<b>596</b>	<b>57.0</b>	<b>449</b>	<b>43.0</b>	<b>1,045</b>
Cavan/Monaghan	334	69.3	148	30.7	482	218	54.9	179	45.1	397	266	55.8	211	44.2	477	247	65.0	133	35.0	380
Donegal	265	47.2	296	52.8	561	182	35.9	325	64.1	507	155	37.3	260	62.7	415	196	53.7	169	46.3	365
Sligo/Leitrim	243	62.0	149	38.0	392	163	50.8	158	49.2	321	164	50.9	158	49.1	322	153	51.0	147	49.0	300
<b>South Eastern Region</b>	<b>1,614</b>	<b>55.3</b>	<b>1,305</b>	<b>44.7</b>	<b>2,919</b>	<b>1,642</b>	<b>58.6</b>	<b>1,158</b>	<b>41.4</b>	<b>2,800</b>	<b>2,115</b>	<b>64.3</b>	<b>1,176</b>	<b>35.7</b>	<b>3,291</b>	<b>2,057</b>	<b>63.9</b>	<b>1,161</b>	<b>36.1</b>	<b>3,218</b>
Tipperary	305	51.3	290	48.7	595	337	55.6	269	44.4	606	493	63.4	285	36.6	778	443	60.7	287	39.3	730
Waterford/Kilkenny	621	52.7	558	47.3	1,179	546	54.1	464	45.9	1,010	714	58.9	499	41.1	1,213	712	58.9	497	41.1	1,209
Wexford/Wicklow	688	60.1	457	39.9	1,145	759	64.1	425	35.9	1,184	908	69.8	392	30.2	1,300	902	70.5	377	29.5	1,279
<b>Southern Region</b>	<b>1,755</b>	<b>57.6</b>	<b>1,291</b>	<b>42.4</b>	<b>3,046</b>	<b>2,019</b>	<b>64.2</b>	<b>1,128</b>	<b>35.8</b>	<b>3,147</b>	<b>2,203</b>	<b>59.4</b>	<b>1,506</b>	<b>40.6</b>	<b>3,709</b>	<b>2,026</b>	<b>62.7</b>	<b>1,203</b>	<b>37.3</b>	<b>3,229</b>
Cork City	584	63.0	343	37.0	927	672	66.5	339	33.5	1,011	608	59.7	411	40.3	1,019	605	68.0	285	32.0	890
Cork North	265	55.0	217	45.0	482	248	60.9	159	39.1	407	282	53.8	242	46.2	524	190	53.8	163	46.2	353
Cork West	152	54.9	125	45.1	277	179	60.7	116	39.3	295	154	48.3	165	51.7	319	181	55.9	143	44.1	324
Kerry	167	54.6	139	45.4	306	213	60.0	142	40.0	355	303	60.0	202	40.0	505	285	62.5	171	37.5	456
Limerick	587	55.7	467	44.3	1,054	707	65.5	372	34.5	1,079	856	63.8	486	36.2	1,342	765	63.4	441	36.6	1,206
<b>Western Region</b>	<b>915</b>	<b>50.3</b>	<b>905</b>	<b>49.7</b>	<b>1,820</b>	<b>757</b>	<b>54.3</b>	<b>636</b>	<b>45.7</b>	<b>1,393</b>	<b>1,220</b>	<b>61.4</b>	<b>766</b>	<b>38.6</b>	<b>1,986</b>	<b>1,191</b>	<b>60.4</b>	<b>782</b>	<b>39.6</b>	<b>1,973</b>
Clare	170	47.8	186	52.2	356	154	51.3	146	48.7	300	178	56.5	137	43.5	315	213	47.2	238	52.8	451
Galway West	512	59.5	348	40.5	860	384	61.9	236	38.1	620	776	71.3	312	28.7	1,088	628	70.9	258	29.1	886
Mayo	129	35.1	238	64.9	367	89	38.0	145	62.0	234	121	40.5	178	59.5	299	187	56.7	143	43.3	330
Roscommon/Galway East	104	43.9	133	56.1	237	130	54.4	109	45.6	239	145	51.1	139	48.9	284	163	53.3	143	46.7	306



**Table 4.02a Incidents recorded of Robbery (ICCS 061) or Aggravated burglary (ICCS 0711) where firearms were used, incidents per 1,000 population, detection and proceedings, 2003 and 2004**

	2003						2004					
	Recorded	Per 1,000 population	Detected	Detection Rate (%)	With any Proceedings	With relevant Proceedings	Recorded	Per 1,000 population	Detected	Detection Rate (%)	With any Proceedings	With relevant Proceedings
<b>State</b>	<b>478</b>	<b>0.12</b>	<b>111</b>	<b>23.2</b>	<b>82</b>	<b>82</b>	<b>492</b>	<b>0.12</b>	<b>179</b>	<b>36.4</b>	<b>137</b>	<b>136</b>
<b>Eastern Region</b>	<b>78</b>	<b>0.11</b>	<b>19</b>	<b>24.4</b>	<b>17</b>	<b>17</b>	<b>73</b>	<b>0.10</b>	<b>23</b>	<b>31.5</b>	<b>17</b>	<b>17</b>
Carlow/Kildare	21	0.10	5	23.8	5	5	20	0.09	6	30.0	6	6
Laois/Offaly	5	0.04	2	40.0	1	1	6	0.05	5	83.3	3	3
Longford/Westmeath	8	0.07	2	25.0	2	2	9	0.08	1	11.1	0	0
Louth/Meath	44	0.15	10	22.7	9	9	38	0.13	11	28.9	8	8
<b>Dublin Metropolitan Region</b>	<b>338</b>	<b>0.29</b>	<b>68</b>	<b>20.1</b>	<b>46</b>	<b>46</b>	<b>355</b>	<b>0.30</b>	<b>133</b>	<b>37.5</b>	<b>102</b>	<b>101</b>
Eastern DMR	27	0.26	5	18.5	5	5	46	0.43	24	52.2	20	20
North Central DMR	33	0.14	8	24.2	6	6	23	0.10	7	30.4	6	6
Northern DMR	84	0.33	22	26.2	14	14	98	0.38	39	39.8	31	30
South Central DMR	55	0.21	13	23.6	7	7	49	0.19	26	53.1	22	22
Southern DMR	53	0.71	6	11.3	5	5	53	0.70	21	39.6	14	14
Western DMR	86	0.38	14	16.3	9	9	86	0.38	16	18.6	9	9
<b>Northern Region</b>	<b>10</b>	<b>0.03</b>	<b>2</b>	<b>20.0</b>	<b>2</b>	<b>2</b>	<b>10</b>	<b>0.03</b>	<b>0</b>	<b>0.0</b>	<b>0</b>	<b>0</b>
Cavan/Monaghan	2	0.02	0	0.0	0	0	5	0.04	0	0.0	0	0
Donegal	6	0.04	2	33.3	2	2	5	0.04	0	0.0	0	0
Sligo/Leitrim	2	0.03	0	0.0	0	0	0	0.00	0	N/A	0	0
<b>South Eastern Region</b>	<b>15</b>	<b>0.03</b>	<b>5</b>	<b>33.3</b>	<b>3</b>	<b>3</b>	<b>18</b>	<b>0.04</b>	<b>7</b>	<b>38.9</b>	<b>5</b>	<b>5</b>
Tipperary	4	0.03	1	25.0	1	1	3	0.02	0	0.0	0	0
Waterford/Kilkenny	7	0.04	1	14.3	0	0	2	0.01	2	100.0	2	2
Wexford/Wicklow	4	0.02	3	75.0	2	2	13	0.07	5	38.5	3	3
<b>Southern Region</b>	<b>29</b>	<b>0.04</b>	<b>15</b>	<b>51.7</b>	<b>13</b>	<b>13</b>	<b>27</b>	<b>0.03</b>	<b>13</b>	<b>48.1</b>	<b>11</b>	<b>11</b>
Cork City	14	0.07	10	71.4	8	8	13	0.06	8	61.5	7	7
Cork North	0	0.00	0	N/A	0	0	0	0.00	0	N/A	0	0
Cork West	0	0.00	0	N/A	0	0	0	0.00	0	N/A	0	0
Kerry	0	0.00	0	N/A	0	0	0	0.00	0	N/A	0	0
Limerick	15	0.08	5	33.3	5	5	14	0.08	5	35.7	4	4
<b>Western Region</b>	<b>8</b>	<b>0.02</b>	<b>2</b>	<b>25.0</b>	<b>1</b>	<b>1</b>	<b>9</b>	<b>0.02</b>	<b>3</b>	<b>33.3</b>	<b>2</b>	<b>2</b>
Clare	3	0.03	1	33.3	0	0	4	0.04	1	25.0	1	1
Galway West	3	0.02	0	0.0	0	0	2	0.01	0	0.0	0	0
Mayo	1	0.01	1	100.0	1	1	2	0.02	1	50.0	0	0
Roscommon/Galway East	1	0.01	0	0.0	0	0	1	0.01	1	100.0	1	1

**Table 4.02b Incidents recorded of Robbery (ICCS 061) or Aggravated burglary (ICCS 0711) where firearms were used, incidents per 1,000 population, detection and proceedings, 2005 and 2006**

	2005						2006					
	Recorded	Per 1,000 population	Detected	Detection Rate (%)	With any Proceedings	With relevant Proceedings	Recorded	Recorded per 1,000 population	Detected	Detection Rate (%)	Any Proceedings	Relevant Proceedings
<b>State</b>	<b>429</b>	<b>0.10</b>	<b>174</b>	<b>40.6</b>	<b>138</b>	<b>138</b>	<b>440</b>	<b>0.10</b>	<b>205</b>	<b>46.6</b>	<b>134</b>	<b>134</b>
<b>Eastern Region</b>	<b>74</b>	<b>0.09</b>	<b>22</b>	<b>29.7</b>	<b>16</b>	<b>16</b>	<b>88</b>	<b>0.11</b>	<b>42</b>	<b>47.7</b>	<b>22</b>	<b>22</b>
Carlow/Kildare	22	0.10	6	27.3	5	5	25	0.11	11	44.0	7	7
Laois/Offaly	9	0.07	2	22.2	2	2	7	0.05	5	71.4	3	3
Longford/Westmeath	11	0.09	4	36.4	3	3	13	0.11	5	38.5	3	3
Louth/Meath	32	0.10	10	31.3	6	6	43	0.13	21	48.8	9	9
<b>Dublin Metropolitan Region</b>	<b>268</b>	<b>0.23</b>	<b>117</b>	<b>43.7</b>	<b>95</b>	<b>95</b>	<b>266</b>	<b>0.22</b>	<b>124</b>	<b>46.6</b>	<b>81</b>	<b>81</b>
Eastern DMR	28	0.25	10	35.7	10	10	25	0.21	16	64.0	11	11
North Central DMR	39	0.16	15	38.5	11	11	30	0.13	12	40.0	7	7
Northern DMR	55	0.21	22	40.0	14	14	44	0.17	19	43.2	13	13
South Central DMR	43	0.16	24	55.8	20	20	39	0.14	23	59.0	18	18
Southern DMR	41	0.53	26	63.4	23	23	38	0.48	20	52.6	12	12
Western DMR	62	0.27	20	32.3	17	17	90	0.39	34	37.8	20	20
<b>Northern Region</b>	<b>14</b>	<b>0.04</b>	<b>4</b>	<b>28.6</b>	<b>1</b>	<b>1</b>	<b>15</b>	<b>0.04</b>	<b>1</b>	<b>6.7</b>	<b>0</b>	<b>0</b>
Cavan/Monaghan	4	0.03	3	75.0	0	0	1	0.01	0	0.0	0	0
Donegal	8	0.06	1	12.5	1	1	14	0.10	1	7.1	0	0
Sligo/Leitrim	2	0.02	0	0.0	0	0	0	0.00	0	N/A	0	0
<b>South Eastern Region</b>	<b>27</b>	<b>0.05</b>	<b>15</b>	<b>55.6</b>	<b>13</b>	<b>13</b>	<b>34</b>	<b>0.06</b>	<b>24</b>	<b>70.6</b>	<b>19</b>	<b>19</b>
Tipperary	4	0.03	1	25.0	1	1	7	0.05	2	28.6	1	1
Waterford/Kilkenny	12	0.07	9	75.0	9	9	22	0.12	18	81.8	16	16
Wexford/Wicklow	11	0.06	5	45.5	3	3	5	0.03	4	80.0	2	2
<b>Southern Region</b>	<b>35</b>	<b>0.04</b>	<b>15</b>	<b>42.9</b>	<b>13</b>	<b>13</b>	<b>29</b>	<b>0.04</b>	<b>10</b>	<b>34.5</b>	<b>10</b>	<b>10</b>
Cork City	9	0.04	3	33.3	3	3	7	0.03	4	57.1	4	4
Cork North	1	0.01	1	100.0	1	1	4	0.03	0	0.0	0	0
Cork West	3	0.02	3	100.0	2	2	2	0.02	1	50.0	1	1
Kerry	0	0.00	0	N/A	0	0	1	0.01	0	0.0	0	0
Limerick	22	0.12	8	36.4	7	7	15	0.08	5	33.3	5	5
<b>Western Region</b>	<b>11</b>	<b>0.02</b>	<b>1</b>	<b>9.1</b>	<b>0</b>	<b>0</b>	<b>8</b>	<b>0.02</b>	<b>4</b>	<b>50.0</b>	<b>2</b>	<b>2</b>
Clare	4	0.04	1	25.0	0	0	0	0.00	0	N/A	0	0
Galway West	7	0.04	0	0.0	0	0	7	0.04	3	42.9	2	2
Mayo	0	0.00	0	N/A	0	0	1	0.01	1	100.0	0	0
Roscommon/Galway East	0	0.00	0	N/A	0	0	0	0.00	0	N/A	0	0

**Table 4.03a Incidents recorded of *Robbery (ICCS 061)* or *Aggravated burglary (ICCS 0711)* where syringes were used, incidents per 1,000 population, detection and proceedings, 2003 and 2004**

	2003						2004					
	Recorded	Recorded per 1,000 population	Detected	Detection Rate (%)	Any Proceedings	Relevant Proceedings	Recorded	Recorded per 1,000 population	Detected	Detection Rate (%)	Any Proceedings	Relevant Proceedings
<b>All</b>	<b>287</b>	<b>0.07</b>	<b>119</b>	<b>41.5</b>	<b>104</b>	<b>103</b>	<b>172</b>	<b>0.04</b>	<b>70</b>	<b>40.7</b>	<b>59</b>	<b>59</b>
<b>Eastern Region</b>	<b>9</b>	<b>0.01</b>	<b>1</b>	<b>11.1</b>	<b>1</b>	<b>1</b>	<b>7</b>	<b>0.01</b>	<b>4</b>	<b>57.1</b>	<b>4</b>	<b>4</b>
Carlow/Kildare	2	0.01	0	0.0	0	0	5	0.02	2	40.0	2	2
Laois/Offaly	2	0.02	1	50.0	1	1	0	0.00	0	N/A	0	0
Longford/Westmeath	1	0.01	0	0.0	0	0	1	0.01	1	100.0	1	1
Louth/Meath	4	0.01	0	0.0	0	0	1	0.00	1	100.0	1	1
<b>Dublin Metropolitan Region</b>	<b>275</b>	<b>0.24</b>	<b>115</b>	<b>41.8</b>	<b>100</b>	<b>99</b>	<b>160</b>	<b>0.14</b>	<b>61</b>	<b>38.1</b>	<b>50</b>	<b>50</b>
Eastern DMR	16	0.15	7	43.8	5	5	16	0.15	9	56.3	9	9
North Central DMR	49	0.20	17	34.7	16	16	24	0.10	13	54.2	11	11
Northern DMR	18	0.07	7	38.9	6	6	15	0.06	10	66.7	9	9
South Central DMR	114	0.44	47	41.2	39	39	48	0.18	14	29.2	12	12
Southern DMR	35	0.47	15	42.9	13	13	33	0.44	10	30.3	5	5
Western DMR	43	0.19	22	51.2	21	20	24	0.11	5	20.8	4	4
<b>Northern Region</b>	<b>2</b>	<b>0.01</b>	<b>2</b>	<b>100.0</b>	<b>2</b>	<b>2</b>	<b>0</b>	<b>0.00</b>	<b>0</b>	<b>N/A</b>	<b>0</b>	<b>0</b>
Cavan/Monaghan	2	0.02	2	100.0	2	2	0	0.00	0	N/A	0	0
Donegal	0	0.00	0	N/A	0	0	0	0.00	0	N/A	0	0
Sligo/Leitrim	0	0.00	0	N/A	0	0	0	0.00	0	N/A	0	0
<b>South Eastern Region</b>	<b>1</b>	<b>0.00</b>	<b>1</b>	<b>100.0</b>	<b>1</b>	<b>1</b>	<b>0</b>	<b>0.00</b>	<b>0</b>	<b>N/A</b>	<b>0</b>	<b>0</b>
Tipperary	0	0.00	0	N/A	0	0	0	0.00	0	N/A	0	0
Waterford/Kilkenny	1	0.01	1	100.0	1	1	0	0.00	0	N/A	0	0
Wexford/Wicklow	0	0.00	0	N/A	0	0	0	0.00	0	N/A	0	0
<b>Southern Region</b>	<b>0</b>	<b>0.00</b>	<b>0</b>	<b>N/A</b>	<b>0</b>	<b>0</b>	<b>5</b>	<b>0.01</b>	<b>5</b>	<b>100.0</b>	<b>5</b>	<b>5</b>
Cork City	0	0.00	0	N/A	0	0	4	0.02	4	100.0	4	4
Cork North	0	0.00	0	N/A	0	0	0	0.00	0	N/A	0	0
Cork West	0	0.00	0	N/A	0	0	0	0.00	0	N/A	0	0
Kerry	0	0.00	0	N/A	0	0	0	0.00	0	N/A	0	0
Limerick	0	0.00	0	N/A	0	0	1	0.01	1	100.0	1	1
<b>Western Region</b>	<b>0</b>	<b>0.00</b>	<b>0</b>	<b>N/A</b>	<b>0</b>	<b>0</b>	<b>0</b>	<b>0.00</b>	<b>0</b>	<b>N/A</b>	<b>0</b>	<b>0</b>
Clare	0	0.00	0	N/A	0	0	0	0.00	0	N/A	0	0
Galway West	0	0.00	0	N/A	0	0	0	0.00	0	N/A	0	0
Mayo	0	0.00	0	N/A	0	0	0	0.00	0	N/A	0	0
Roscommon/Galway East	0	0.00	0	N/A	0	0	0	0.00	0	N/A	0	0

**Table 4.03b Incidents recorded of *Robbery (ICCS 061)* or *Aggravated burglary (ICCS 0711)* where syringes were used, incidents per 1,000 population, detection and proceedings, 2005 and 2006**

	2005						2006					
	Recorded	Recorded per 1,000 population	Detected	Detection Rate (%)	Any Proceedings	Relevant Proceedings	Recorded	Recorded per 1,000 population	Detected	Detection Rate (%)	Any Proceedings	Relevant Proceedings
<b>All</b>	<b>165</b>	<b>0.04</b>	<b>80</b>	<b>48.5</b>	<b>72</b>	<b>72</b>	<b>115</b>	<b>0.03</b>	<b>57</b>	<b>49.6</b>	<b>53</b>	<b>50</b>
<b>Eastern Region</b>	<b>3</b>	<b>0.00</b>	<b>1</b>	<b>33.3</b>	<b>0</b>	<b>0</b>	<b>5</b>	<b>0.01</b>	<b>4</b>	<b>80.0</b>	<b>3</b>	<b>3</b>
Carlow/Kildare	2	0.01	1	50.0	0	0	1	0.00	1	100.0	0	0
Laois/Offaly	0	0.00	0	N/A	0	0	0	0.00	0	N/A	0	0
Longford/Westmeath	1	0.01	0	0.0	0	0	1	0.01	1	100.0	1	1
Louth/Meath	0	0.00	0	N/A	0	0	3	0.01	2	66.7	2	2
<b>Dublin Metropolitan Region</b>	<b>159</b>	<b>0.13</b>	<b>78</b>	<b>49.1</b>	<b>71</b>	<b>71</b>	<b>107</b>	<b>0.09</b>	<b>52</b>	<b>48.6</b>	<b>49</b>	<b>46</b>
Eastern DMR	3	0.03	1	33.3	0	0	6	0.05	4	66.7	4	4
North Central DMR	31	0.13	14	45.2	14	14	31	0.13	17	54.8	17	16
Northern DMR	9	0.03	5	55.6	4	4	5	0.02	2	40.0	1	1
South Central DMR	50	0.18	31	62.0	28	28	32	0.11	19	59.4	17	15
Southern DMR	27	0.35	14	51.9	14	14	16	0.20	4	25.0	4	4
Western DMR	39	0.17	13	33.3	11	11	17	0.07	6	35.3	6	6
<b>Northern Region</b>	<b>0</b>	<b>0.00</b>	<b>0</b>	<b>N/A</b>	<b>0</b>	<b>0</b>	<b>0</b>	<b>0.00</b>	<b>0</b>	<b>N/A</b>	<b>0</b>	<b>0</b>
Cavan/Monaghan	0	0.00	0	N/A	0	0	0	0.00	0	N/A	0	0
Donegal	0	0.00	0	N/A	0	0	0	0.00	0	N/A	0	0
Sligo/Leitrim	0	0.00	0	N/A	0	0	0	0.00	0	N/A	0	0
<b>South Eastern Region</b>	<b>0</b>	<b>0.00</b>	<b>0</b>	<b>N/A</b>	<b>0</b>	<b>0</b>	<b>1</b>	<b>0.00</b>	<b>0</b>	<b>0.0</b>	<b>0</b>	<b>0</b>
Tipperary	0	0.00	0	N/A	0	0	0	0.00	0	N/A	0	0
Waterford/Kilkenny	0	0.00	0	N/A	0	0	1	0.01	0	0.0	0	0
Wexford/Wicklow	0	0.00	0	N/A	0	0	0	0.00	0	N/A	0	0
<b>Southern Region</b>	<b>2</b>	<b>0.00</b>	<b>1</b>	<b>50.0</b>	<b>1</b>	<b>1</b>	<b>1</b>	<b>0.00</b>	<b>1</b>	<b>100.0</b>	<b>1</b>	<b>1</b>
Cork City	2	0.01	1	50.0	1	1	1	0.00	1	100.0	1	1
Cork North	0	0.00	0	N/A	0	0	0	0.00	0	N/A	0	0
Cork West	0	0.00	0	N/A	0	0	0	0.00	0	N/A	0	0
Kerry	0	0.00	0	N/A	0	0	0	0.00	0	N/A	0	0
Limerick	0	0.00	0	N/A	0	0	0	0.00	0	N/A	0	0
<b>Western Region</b>	<b>1</b>	<b>0.00</b>	<b>0</b>	<b>0.0</b>	<b>0</b>	<b>0</b>	<b>1</b>	<b>0.00</b>	<b>0</b>	<b>0.0</b>	<b>0</b>	<b>0</b>
Clare	0	0.00	0	N/A	0	0	1	0.01	0	0.0	0	0
Galway West	1	0.01	0	0.0	0	0	0	0.00	0	N/A	0	0
Mayo	0	0.00	0	N/A	0	0	0	0.00	0	N/A	0	0
Roscommon/Galway East	0	0.00	0	N/A	0	0	0	0.00	0	N/A	0	0

Table 4.04a Incidents recorded of *Robbery (ICCS 061) or Aggravated burglary (ICCS 0711) where firearms were used by location type, 2003*

	House / Flat	Bank	Post Office	Betting Office	Building Society	Credit Union	Licensed Premised	Amusement Centre	Shop / Stall	Petrol Station	Hotel	Restaurant	Factory	Office	Super-market	Street / Road	Other	All
<b>State</b>	<b>38</b>	<b>50</b>	<b>13</b>	<b>44</b>	<b>12</b>	<b>9</b>	<b>13</b>	<b>1</b>	<b>104</b>	<b>34</b>	<b>5</b>	<b>6</b>	<b>4</b>	<b>2</b>	<b>16</b>	<b>40</b>	<b>87</b>	<b>478</b>
<b>Eastern Region</b>	<b>15</b>	<b>12</b>	<b>7</b>	<b>3</b>	<b>1</b>	<b>1</b>	<b>3</b>	<b>1</b>	<b>12</b>	<b>2</b>	<b>1</b>	<b>2</b>	<b>0</b>	<b>0</b>	<b>3</b>	<b>4</b>	<b>11</b>	<b>78</b>
Carlow/Kildare	2	4	2	0	0	0	1	0	5	0	0	0	0	0	1	1	5	21
Laois/Offaly	1	4	0	0	0	0	0	0	0	0	0	0	0	0	0	0	0	5
Longford/Westmeath	2	0	2	0	0	1	0	0	2	0	0	0	0	0	0	1	0	8
Louth/Meath	10	4	3	3	1	0	2	1	5	2	1	2	0	0	2	2	6	44
<b>Dublin Metropolitan Region</b>	<b>13</b>	<b>29</b>	<b>4</b>	<b>39</b>	<b>10</b>	<b>7</b>	<b>7</b>	<b>0</b>	<b>80</b>	<b>30</b>	<b>3</b>	<b>2</b>	<b>3</b>	<b>2</b>	<b>11</b>	<b>30</b>	<b>68</b>	<b>338</b>
Eastern DMR	2	2	0	6	2	0	0	0	4	3	0	0	0	0	0	3	5	27
North Central DMR	0	3	0	2	0	0	1	0	12	1	2	1	0	0	1	6	4	33
Northern DMR	1	10	0	11	5	2	0	0	21	7	1	0	1	0	3	5	17	84
South Central DMR	1	6	2	10	0	0	1	0	14	2	0	0	0	1	0	8	10	55
Southern DMR	5	3	2	5	2	2	1	0	14	7	0	0	0	0	1	4	7	53
Western DMR	4	5	0	5	1	3	4	0	15	10	0	1	2	1	6	4	25	86
<b>Northern Region</b>	<b>4</b>	<b>1</b>	<b>1</b>	<b>0</b>	<b>0</b>	<b>0</b>	<b>2</b>	<b>0</b>	<b>0</b>	<b>0</b>	<b>0</b>	<b>0</b>	<b>0</b>	<b>0</b>	<b>0</b>	<b>1</b>	<b>1</b>	<b>10</b>
Cavan/Monaghan	2	0	0	0	0	0	0	0	0	0	0	0	0	0	0	0	0	2
Donegal	1	1	1	0	0	0	2	0	0	0	0	0	0	0	0	1	0	6
Sligo/Leitrim	1	0	0	0	0	0	0	0	0	0	0	0	0	0	0	0	1	2
<b>South Eastern Region</b>	<b>2</b>	<b>4</b>	<b>0</b>	<b>0</b>	<b>1</b>	<b>0</b>	<b>0</b>	<b>0</b>	<b>5</b>	<b>1</b>	<b>0</b>	<b>1</b>	<b>0</b>	<b>0</b>	<b>1</b>	<b>0</b>	<b>0</b>	<b>15</b>
Tipperary	0	1	0	0	0	0	0	0	1	0	0	1	0	0	1	0	0	4
Waterford/Kilkenny	2	2	0	0	1	0	0	0	2	0	0	0	0	0	0	0	0	7
Wexford/Wicklow	0	1	0	0	0	0	0	0	2	1	0	0	0	0	0	0	0	4
<b>Southern Region</b>	<b>2</b>	<b>3</b>	<b>1</b>	<b>2</b>	<b>0</b>	<b>1</b>	<b>1</b>	<b>0</b>	<b>7</b>	<b>1</b>	<b>0</b>	<b>0</b>	<b>1</b>	<b>0</b>	<b>1</b>	<b>4</b>	<b>5</b>	<b>29</b>
Cork City	1	2	0	2	0	1	0	0	4	1	0	0	0	0	0	2	1	14
Cork North	0	0	0	0	0	0	0	0	0	0	0	0	0	0	0	0	0	0
Cork West	0	0	0	0	0	0	0	0	0	0	0	0	0	0	0	0	0	0
Kerry	0	0	0	0	0	0	0	0	0	0	0	0	0	0	0	0	0	0
Limerick	1	1	1	0	0	0	1	0	3	0	0	0	1	0	1	2	4	15
<b>Western Region</b>	<b>2</b>	<b>1</b>	<b>0</b>	<b>0</b>	<b>0</b>	<b>0</b>	<b>0</b>	<b>0</b>	<b>0</b>	<b>0</b>	<b>1</b>	<b>1</b>	<b>0</b>	<b>0</b>	<b>0</b>	<b>1</b>	<b>2</b>	<b>8</b>
Clare	2	0	0	0	0	0	0	0	0	0	1	0	0	0	0	0	0	3
Galway West	0	1	0	0	0	0	0	0	0	0	0	1	0	0	0	0	1	3
Mayo	0	0	0	0	0	0	0	0	0	0	0	0	0	0	0	0	1	1
Roscommon/Galway East	0	0	0	0	0	0	0	0	0	0	0	0	0	0	0	1	0	1



Table 4.04b Incidents recorded of *Robbery (ICCS 061) or Aggravated burglary (ICCS 0711) where firearms were used by location type, 2004*

	House / Flat	Bank	Post Office	Betting Office	Building Society	Credit Union	Licensed Premised	Amusement Centre	Shop / Stall	Petrol Station	Hotel	Restaurant	Factory	Office	Super- market	Street / Road	Other	All
<b>State</b>	<b>46</b>	<b>76</b>	<b>23</b>	<b>36</b>	<b>15</b>	<b>2</b>	<b>7</b>	<b>2</b>	<b>91</b>	<b>36</b>	<b>3</b>	<b>7</b>	<b>0</b>	<b>3</b>	<b>12</b>	<b>36</b>	<b>97</b>	<b>492</b>
<b>Eastern Region</b>	<b>9</b>	<b>16</b>	<b>5</b>	<b>2</b>	<b>3</b>	<b>1</b>	<b>3</b>	<b>0</b>	<b>16</b>	<b>3</b>	<b>1</b>	<b>2</b>	<b>0</b>	<b>0</b>	<b>2</b>	<b>1</b>	<b>9</b>	<b>73</b>
Carlow/Kildare	0	3	3	1	2	0	0	0	5	0	1	2	0	0	0	0	3	20
Laois/Offaly	1	2	1	0	0	0	0	0	1	0	0	0	0	0	1	0	0	6
Longford/Westmeath	2	0	1	0	0	0	1	0	3	0	0	0	0	0	0	1	1	9
Louth/Meath	6	11	0	1	1	1	2	0	7	3	0	0	0	0	1	0	5	38
<b>Dublin Metropolitan Region</b>	<b>27</b>	<b>52</b>	<b>14</b>	<b>32</b>	<b>11</b>	<b>0</b>	<b>3</b>	<b>2</b>	<b>64</b>	<b>25</b>	<b>2</b>	<b>5</b>	<b>0</b>	<b>3</b>	<b>8</b>	<b>31</b>	<b>76</b>	<b>355</b>
Eastern DMR	2	13	1	4	2	0	0	0	9	1	0	0	0	0	1	1	12	46
North Central DMR	3	0	3	3	0	0	1	0	4	0	0	0	0	1	0	4	4	23
Northern DMR	4	11	6	13	6	0	0	2	16	9	1	2	0	0	5	3	20	98
South Central DMR	3	19	2	3	0	0	2	0	8	0	0	2	0	1	0	4	5	49
Southern DMR	8	5	1	6	1	0	0	0	14	10	0	0	0	0	0	4	4	53
Western DMR	7	4	1	3	2	0	0	0	13	5	1	1	0	1	2	15	31	86
<b>Northern Region</b>	<b>4</b>	<b>0</b>	<b>1</b>	<b>0</b>	<b>0</b>	<b>0</b>	<b>0</b>	<b>0</b>	<b>0</b>	<b>2</b>	<b>0</b>	<b>0</b>	<b>0</b>	<b>0</b>	<b>0</b>	<b>2</b>	<b>1</b>	<b>10</b>
Cavan/Monaghan	1	0	1	0	0	0	0	0	0	1	0	0	0	0	0	2	0	5
Donegal	3	0	0	0	0	0	0	0	0	1	0	0	0	0	0	0	1	5
Sligo/Leitrim	0	0	0	0	0	0	0	0	0	0	0	0	0	0	0	0	0	0
<b>South Eastern Region</b>	<b>3</b>	<b>4</b>	<b>0</b>	<b>0</b>	<b>0</b>	<b>0</b>	<b>1</b>	<b>0</b>	<b>4</b>	<b>1</b>	<b>0</b>	<b>0</b>	<b>0</b>	<b>0</b>	<b>1</b>	<b>1</b>	<b>3</b>	<b>18</b>
Tipperary	0	3	0	0	0	0	0	0	0	0	0	0	0	0	0	0	0	3
Waterford/Kilkenny	1	0	0	0	0	0	0	0	0	1	0	0	0	0	0	0	0	2
Wexford/Wicklow	2	1	0	0	0	0	1	0	4	0	0	0	0	0	1	1	3	13
<b>Southern Region</b>	<b>3</b>	<b>4</b>	<b>2</b>	<b>1</b>	<b>0</b>	<b>1</b>	<b>0</b>	<b>0</b>	<b>6</b>	<b>4</b>	<b>0</b>	<b>0</b>	<b>0</b>	<b>0</b>	<b>0</b>	<b>0</b>	<b>6</b>	<b>27</b>
Cork City	3	0	0	0	0	1	0	0	2	2	0	0	0	0	0	0	5	13
Cork North	0	0	0	0	0	0	0	0	0	0	0	0	0	0	0	0	0	0
Cork West	0	0	0	0	0	0	0	0	0	0	0	0	0	0	0	0	0	0
Kerry	0	0	0	0	0	0	0	0	0	0	0	0	0	0	0	0	0	0
Limerick	0	4	2	1	0	0	0	0	4	2	0	0	0	0	0	0	1	14
<b>Western Region</b>	<b>0</b>	<b>0</b>	<b>1</b>	<b>1</b>	<b>1</b>	<b>0</b>	<b>0</b>	<b>0</b>	<b>1</b>	<b>1</b>	<b>0</b>	<b>0</b>	<b>0</b>	<b>0</b>	<b>1</b>	<b>1</b>	<b>2</b>	<b>9</b>
Clare	0	0	0	1	1	0	0	0	1	0	0	0	0	0	0	0	1	4
Galway West	0	0	1	0	0	0	0	0	0	0	0	0	0	0	0	1	0	2
Mayo	0	0	0	0	0	0	0	0	0	0	0	0	0	0	1	0	1	2
Roscommon/Galway East	0	0	0	0	0	0	0	0	0	1	0	0	0	0	0	0	0	1

Table 4.04c Incidents recorded of *Robbery (ICCS 061) or Aggravated burglary (ICCS 0711) where firearms were used by location type, 2005*

	House / Flat	Bank	Post Office	Betting Office	Building Society	Credit Union	Licensed Premised	Amusement Centre	Shop / Stall	Petrol Station	Hotel	Restaurant	Factory	Office	Super- market	Street / Road	Other	All
<b>State</b>	<b>45</b>	<b>11</b>	<b>38</b>	<b>48</b>	<b>9</b>	<b>8</b>	<b>12</b>	<b>2</b>	<b>82</b>	<b>29</b>	<b>4</b>	<b>5</b>	<b>0</b>	<b>5</b>	<b>15</b>	<b>29</b>	<b>87</b>	<b>429</b>
<b>Eastern Region</b>	<b>9</b>	<b>5</b>	<b>12</b>	<b>4</b>	<b>0</b>	<b>4</b>	<b>3</b>	<b>0</b>	<b>8</b>	<b>6</b>	<b>2</b>	<b>0</b>	<b>0</b>	<b>0</b>	<b>3</b>	<b>5</b>	<b>13</b>	<b>74</b>
Carlow/Kildare	1	3	3	2	0	1	1	0	3	1	1	0	0	0	1	3	2	22
Laois/Offaly	1	0	2	0	0	2	0	0	0	2	0	0	0	0	0	0	2	9
Longford/Westmeath	3	2	1	0	0	1	1	0	1	1	0	0	0	0	0	0	1	11
Louth/Meath	4	0	6	2	0	0	1	0	4	2	1	0	0	0	2	2	8	32
<b>Dublin Metropolitan Region</b>	<b>15</b>	<b>5</b>	<b>20</b>	<b>38</b>	<b>7</b>	<b>2</b>	<b>6</b>	<b>2</b>	<b>55</b>	<b>19</b>	<b>1</b>	<b>3</b>	<b>0</b>	<b>5</b>	<b>10</b>	<b>19</b>	<b>61</b>	<b>268</b>
Eastern DMR	3	0	2	4	2	0	0	0	4	4	0	1	0	0	1	1	6	28
North Central DMR	0	0	4	7	0	0	1	0	12	1	1	0	0	0	0	5	8	39
Northern DMR	6	2	0	4	3	0	0	1	10	5	0	0	0	2	5	1	16	55
South Central DMR	0	2	8	8	0	1	4	0	7	0	0	0	0	1	0	2	10	43
Southern DMR	1	1	3	12	1	1	0	0	12	1	0	0	0	2	0	1	6	41
Western DMR	5	0	3	3	1	0	1	1	10	8	0	2	0	0	4	9	15	62
<b>Northern Region</b>	<b>5</b>	<b>0</b>	<b>1</b>	<b>3</b>	<b>0</b>	<b>0</b>	<b>0</b>	<b>0</b>	<b>1</b>	<b>1</b>	<b>0</b>	<b>1</b>	<b>0</b>	<b>0</b>	<b>0</b>	<b>2</b>	<b>0</b>	<b>14</b>
Cavan/Monaghan	2	0	0	0	0	0	0	0	1	0	0	0	0	0	0	1	0	4
Donegal	3	0	1	3	0	0	0	0	0	0	0	0	0	0	0	1	0	8
Sligo/Leitrim	0	0	0	0	0	0	0	0	0	1	0	1	0	0	0	0	0	2
<b>South Eastern Region</b>	<b>8</b>	<b>0</b>	<b>4</b>	<b>1</b>	<b>0</b>	<b>2</b>	<b>0</b>	<b>0</b>	<b>3</b>	<b>0</b>	<b>1</b>	<b>0</b>	<b>0</b>	<b>0</b>	<b>1</b>	<b>0</b>	<b>7</b>	<b>27</b>
Tipperary	2	0	1	0	0	0	0	0	0	0	0	0	0	0	0	0	1	4
Waterford/Kilkenny	1	0	0	1	0	2	0	0	3	0	1	0	0	0	0	0	4	12
Wexford/Wicklow	5	0	3	0	0	0	0	0	0	0	0	0	0	0	1	0	2	11
<b>Southern Region</b>	<b>5</b>	<b>1</b>	<b>0</b>	<b>1</b>	<b>1</b>	<b>0</b>	<b>2</b>	<b>0</b>	<b>11</b>	<b>3</b>	<b>0</b>	<b>1</b>	<b>0</b>	<b>0</b>	<b>1</b>	<b>3</b>	<b>6</b>	<b>35</b>
Cork City	0	0	0	1	0	0	0	0	4	0	0	1	0	0	1	1	1	9
Cork North	0	0	0	0	1	0	0	0	0	0	0	0	0	0	0	0	0	1
Cork West	0	1	0	0	0	0	0	0	1	0	0	0	0	0	0	0	1	3
Kerry	0	0	0	0	0	0	0	0	0	0	0	0	0	0	0	0	0	0
Limerick	5	0	0	0	0	0	2	0	6	3	0	0	0	0	0	2	4	22
<b>Western Region</b>	<b>3</b>	<b>0</b>	<b>1</b>	<b>1</b>	<b>1</b>	<b>0</b>	<b>1</b>	<b>0</b>	<b>4</b>	<b>0</b>	<b>0</b>	<b>0</b>	<b>0</b>	<b>0</b>	<b>0</b>	<b>0</b>	<b>0</b>	<b>11</b>
Clare	0	0	0	0	0	0	1	0	3	0	0	0	0	0	0	0	0	4
Galway West	3	0	1	1	1	0	0	0	1	0	0	0	0	0	0	0	0	7
Mayo	0	0	0	0	0	0	0	0	0	0	0	0	0	0	0	0	0	0
Roscommon/Galway East	0	0	0	0	0	0	0	0	0	0	0	0	0	0	0	0	0	0

Table 4.04d Incidents recorded of *Robbery (ICCS 061) or Aggravated burglary (ICCS 0711) where firearms were used by location type, 2006*

	House / Flat	Bank	Post Office	Betting Office	Building Society	Credit Union	Licensed Premised	Amusement Centre	Shop / Stall	Petrol Station	Hotel	Restaurant	Factory	Office	Super- market	Street / Road	Other	All
<b>State</b>	<b>42</b>	<b>25</b>	<b>21</b>	<b>56</b>	<b>0</b>	<b>4</b>	<b>6</b>	<b>1</b>	<b>112</b>	<b>27</b>	<b>4</b>	<b>7</b>	<b>1</b>	<b>1</b>	<b>17</b>	<b>26</b>	<b>90</b>	<b>440</b>
<b>Eastern Region</b>	<b>5</b>	<b>8</b>	<b>5</b>	<b>8</b>	<b>0</b>	<b>1</b>	<b>1</b>	<b>0</b>	<b>27</b>	<b>10</b>	<b>1</b>	<b>3</b>	<b>0</b>	<b>1</b>	<b>4</b>	<b>2</b>	<b>12</b>	<b>88</b>
Carlow/Kildare	1	0	2	3	0	1	1	0	8	2	0	2	0	0	1	1	3	25
Laois/Offaly	0	1	0	2	0	0	0	0	3	0	0	0	0	0	0	0	1	7
Longford/Westmeath	1	3	1	0	0	0	0	0	7	0	0	0	0	0	1	0	0	13
Louth/Meath	3	4	2	3	0	0	0	0	9	8	1	1	0	1	2	1	8	43
<b>Dublin Metropolitan Region</b>	<b>21</b>	<b>11</b>	<b>14</b>	<b>39</b>	<b>0</b>	<b>2</b>	<b>5</b>	<b>1</b>	<b>67</b>	<b>12</b>	<b>3</b>	<b>2</b>	<b>1</b>	<b>0</b>	<b>11</b>	<b>20</b>	<b>57</b>	<b>266</b>
Eastern DMR	3	2	2	7	0	0	0	0	5	1	0	0	0	0	1	1	3	25
North Central DMR	1	0	4	4	0	0	0	0	10	1	1	0	0	0	0	3	6	30
Northern DMR	4	3	2	5	0	0	0	0	5	1	0	1	0	0	4	5	14	44
South Central DMR	2	4	4	4	0	0	4	0	7	1	1	0	0	0	1	4	7	39
Southern DMR	5	1	0	6	0	1	0	1	14	1	0	0	1	0	0	2	6	38
Western DMR	6	1	2	13	0	1	1	0	26	7	1	1	0	0	5	5	21	90
<b>Northern Region</b>	<b>7</b>	<b>1</b>	<b>0</b>	<b>0</b>	<b>0</b>	<b>0</b>	<b>0</b>	<b>0</b>	<b>1</b>	<b>1</b>	<b>0</b>	<b>0</b>	<b>0</b>	<b>0</b>	<b>1</b>	<b>2</b>	<b>2</b>	<b>15</b>
Cavan/Monaghan	0	1	0	0	0	0	0	0	0	0	0	0	0	0	0	0	0	1
Donegal	7	0	0	0	0	0	0	0	1	1	0	0	0	0	1	2	2	14
Sligo/Leitrim	0	0	0	0	0	0	0	0	0	0	0	0	0	0	0	0	0	0
<b>South Eastern Region</b>	<b>2</b>	<b>2</b>	<b>1</b>	<b>2</b>	<b>0</b>	<b>0</b>	<b>0</b>	<b>0</b>	<b>8</b>	<b>3</b>	<b>0</b>	<b>2</b>	<b>0</b>	<b>0</b>	<b>1</b>	<b>0</b>	<b>13</b>	<b>34</b>
Tipperary	0	0	0	2	0	0	0	0	1	2	0	1	0	0	0	0	1	7
Waterford/Kilkenny	1	2	1	0	0	0	0	0	4	1	0	1	0	0	0	0	12	22
Wexford/Wicklow	1	0	0	0	0	0	0	0	3	0	0	0	0	0	1	0	0	5
<b>Southern Region</b>	<b>7</b>	<b>1</b>	<b>1</b>	<b>5</b>	<b>0</b>	<b>1</b>	<b>0</b>	<b>0</b>	<b>9</b>	<b>1</b>	<b>0</b>	<b>0</b>	<b>0</b>	<b>0</b>	<b>0</b>	<b>1</b>	<b>3</b>	<b>29</b>
Cork City	0	0	0	1	0	0	0	0	5	0	0	0	0	0	0	0	1	7
Cork North	1	0	0	0	0	1	0	0	1	0	0	0	0	0	0	1	0	4
Cork West	2	0	0	0	0	0	0	0	0	0	0	0	0	0	0	0	0	2
Kerry	1	0	0	0	0	0	0	0	0	0	0	0	0	0	0	0	0	1
Limerick	3	1	1	4	0	0	0	0	3	1	0	0	0	0	0	0	2	15
<b>Western Region</b>	<b>0</b>	<b>2</b>	<b>0</b>	<b>2</b>	<b>0</b>	<b>0</b>	<b>0</b>	<b>0</b>	<b>0</b>	<b>0</b>	<b>0</b>	<b>0</b>	<b>0</b>	<b>0</b>	<b>0</b>	<b>1</b>	<b>3</b>	<b>8</b>
Clare	0	0	0	0	0	0	0	0	0	0	0	0	0	0	0	0	0	0
Galway West	0	2	0	2	0	0	0	0	0	0	0	0	0	0	0	0	3	7
Mayo	0	0	0	0	0	0	0	0	0	0	0	0	0	0	0	1	0	1
Roscommon/Galway East	0	0	0	0	0	0	0	0	0	0	0	0	0	0	0	0	0	0

Table 4.05a Incidents recorded of *Robbery (ICCS 061)* or *Aggravated burglary (ICCS 0711)* where syringes were used by location type, 2003

	House / Flat	Bank	Post Office	Betting Office	Building Society	Credit Union	Licensed Premised	Amusement Centre	Shop / Stall	Petrol Station	Hotel	Restaurant	Factory	Office	Super-market	Street / Road	Other	All
<b>State</b>	<b>5</b>	<b>2</b>	<b>1</b>	<b>1</b>	<b>0</b>	<b>0</b>	<b>1</b>	<b>0</b>	<b>72</b>	<b>12</b>	<b>1</b>	<b>1</b>	<b>0</b>	<b>0</b>	<b>1</b>	<b>125</b>	<b>65</b>	<b>287</b>
<b>Eastern Region</b>	<b>0</b>	<b>0</b>	<b>0</b>	<b>0</b>	<b>0</b>	<b>0</b>	<b>1</b>	<b>0</b>	<b>4</b>	<b>1</b>	<b>0</b>	<b>0</b>	<b>0</b>	<b>0</b>	<b>0</b>	<b>2</b>	<b>1</b>	<b>9</b>
Carlow/Kildare	0	0	0	0	0	0	0	0	1	0	0	0	0	0	0	1	0	2
Laois/Offaly	0	0	0	0	0	0	1	0	1	0	0	0	0	0	0	0	0	2
Longford/Westmeath	0	0	0	0	0	0	0	0	1	0	0	0	0	0	0	0	0	1
Louth/Meath	0	0	0	0	0	0	0	0	1	1	0	0	0	0	0	1	1	4
<b>Dublin Metropolitan Region</b>	<b>5</b>	<b>2</b>	<b>0</b>	<b>1</b>	<b>0</b>	<b>0</b>	<b>0</b>	<b>0</b>	<b>67</b>	<b>11</b>	<b>1</b>	<b>1</b>	<b>0</b>	<b>0</b>	<b>1</b>	<b>122</b>	<b>64</b>	<b>275</b>
Eastern DMR	0	0	0	0	0	0	0	0	6	3	0	0	0	0	0	2	5	16
North Central DMR	2	1	0	0	0	0	0	0	11	0	0	0	0	0	0	27	8	49
Northern DMR	0	0	0	0	0	0	0	0	3	1	0	0	0	0	0	9	5	18
South Central DMR	3	1	0	0	0	0	0	0	28	3	1	1	0	0	0	54	23	114
Southern DMR	0	0	0	0	0	0	0	0	9	2	0	0	0	0	0	14	10	35
Western DMR	0	0	0	1	0	0	0	0	10	2	0	0	0	0	1	16	13	43
<b>Northern Region</b>	<b>0</b>	<b>0</b>	<b>1</b>	<b>0</b>	<b>0</b>	<b>0</b>	<b>0</b>	<b>0</b>	<b>1</b>	<b>0</b>	<b>0</b>	<b>0</b>	<b>0</b>	<b>0</b>	<b>0</b>	<b>0</b>	<b>0</b>	<b>2</b>
Cavan/Monaghan	0	0	1	0	0	0	0	0	1	0	0	0	0	0	0	0	0	2
Donegal	0	0	0	0	0	0	0	0	0	0	0	0	0	0	0	0	0	0
Sligo/Leitrim	0	0	0	0	0	0	0	0	0	0	0	0	0	0	0	0	0	0
<b>South Eastern Region</b>	<b>0</b>	<b>0</b>	<b>0</b>	<b>0</b>	<b>0</b>	<b>0</b>	<b>0</b>	<b>0</b>	<b>0</b>	<b>0</b>	<b>0</b>	<b>0</b>	<b>0</b>	<b>0</b>	<b>0</b>	<b>1</b>	<b>0</b>	<b>1</b>
Tipperary	0	0	0	0	0	0	0	0	0	0	0	0	0	0	0	0	0	0
Waterford/Kilkenny	0	0	0	0	0	0	0	0	0	0	0	0	0	0	0	1	0	1
Wexford/Wicklow	0	0	0	0	0	0	0	0	0	0	0	0	0	0	0	0	0	0
<b>Southern Region</b>	<b>0</b>	<b>0</b>	<b>0</b>	<b>0</b>	<b>0</b>	<b>0</b>	<b>0</b>	<b>0</b>	<b>0</b>	<b>0</b>	<b>0</b>	<b>0</b>	<b>0</b>	<b>0</b>	<b>0</b>	<b>0</b>	<b>0</b>	<b>0</b>
Cork City	0	0	0	0	0	0	0	0	0	0	0	0	0	0	0	0	0	0
Cork North	0	0	0	0	0	0	0	0	0	0	0	0	0	0	0	0	0	0
Cork West	0	0	0	0	0	0	0	0	0	0	0	0	0	0	0	0	0	0
Kerry	0	0	0	0	0	0	0	0	0	0	0	0	0	0	0	0	0	0
Limerick	0	0	0	0	0	0	0	0	0	0	0	0	0	0	0	0	0	0
<b>Western Region</b>	<b>0</b>	<b>0</b>	<b>0</b>	<b>0</b>	<b>0</b>	<b>0</b>	<b>0</b>	<b>0</b>	<b>0</b>	<b>0</b>	<b>0</b>	<b>0</b>	<b>0</b>	<b>0</b>	<b>0</b>	<b>0</b>	<b>0</b>	<b>0</b>
Clare	0	0	0	0	0	0	0	0	0	0	0	0	0	0	0	0	0	0
Galway West	0	0	0	0	0	0	0	0	0	0	0	0	0	0	0	0	0	0
Mayo	0	0	0	0	0	0	0	0	0	0	0	0	0	0	0	0	0	0
Roscommon/Galway East	0	0	0	0	0	0	0	0	0	0	0	0	0	0	0	0	0	0

Table 4.05b Incidents recorded of *Robbery (ICCS 061) or Aggravated burglary (ICCS 0711) where syringes were used by location type, 2004*

	House / Flat	Bank	Post Office	Betting Office	Building Society	Credit Union	Licensed Premised	Amusement Centre	Shop / Stall	Petrol Station	Hotel	Restaurant	Factory	Office	Super- market	Street / Road	Other	All
<b>State</b>	<b>9</b>	<b>0</b>	<b>0</b>	<b>6</b>	<b>1</b>	<b>0</b>	<b>1</b>	<b>1</b>	<b>47</b>	<b>4</b>	<b>0</b>	<b>1</b>	<b>0</b>	<b>0</b>	<b>0</b>	<b>59</b>	<b>43</b>	<b>172</b>
<b>Eastern Region</b>	<b>0</b>	<b>0</b>	<b>0</b>	<b>0</b>	<b>0</b>	<b>0</b>	<b>0</b>	<b>1</b>	<b>4</b>	<b>0</b>	<b>0</b>	<b>0</b>	<b>0</b>	<b>0</b>	<b>0</b>	<b>1</b>	<b>1</b>	<b>7</b>
Carlow/Kildare	0	0	0	0	0	0	0	1	3	0	0	0	0	0	0	0	1	5
Laois/Offaly	0	0	0	0	0	0	0	0	0	0	0	0	0	0	0	0	0	0
Longford/Westmeath	0	0	0	0	0	0	0	0	0	0	0	0	0	0	0	1	0	1
Louth/Meath	0	0	0	0	0	0	0	0	1	0	0	0	0	0	0	0	0	1
<b>Dublin Metropolitan Region</b>	<b>9</b>	<b>0</b>	<b>0</b>	<b>6</b>	<b>1</b>	<b>0</b>	<b>1</b>	<b>0</b>	<b>41</b>	<b>4</b>	<b>0</b>	<b>1</b>	<b>0</b>	<b>0</b>	<b>0</b>	<b>55</b>	<b>42</b>	<b>160</b>
Eastern DMR	0	0	0	3	0	0	0	0	4	1	0	0	0	0	0	2	6	16
North Central DMR	3	0	0	0	0	0	0	0	9	0	0	1	0	0	0	5	6	24
Northern DMR	1	0	0	0	0	0	0	0	2	1	0	0	0	0	0	7	4	15
South Central DMR	2	0	0	1	1	0	1	0	11	0	0	0	0	0	0	24	8	48
Southern DMR	0	0	0	2	0	0	0	0	13	0	0	0	0	0	0	7	11	33
Western DMR	3	0	0	0	0	0	0	0	2	2	0	0	0	0	0	10	7	24
<b>Northern Region</b>	<b>0</b>	<b>0</b>	<b>0</b>	<b>0</b>	<b>0</b>	<b>0</b>	<b>0</b>	<b>0</b>	<b>0</b>	<b>0</b>	<b>0</b>	<b>0</b>	<b>0</b>	<b>0</b>	<b>0</b>	<b>0</b>	<b>0</b>	<b>0</b>
Cavan/Monaghan	0	0	0	0	0	0	0	0	0	0	0	0	0	0	0	0	0	0
Donegal	0	0	0	0	0	0	0	0	0	0	0	0	0	0	0	0	0	0
Sligo/Leitrim	0	0	0	0	0	0	0	0	0	0	0	0	0	0	0	0	0	0
<b>South Eastern Region</b>	<b>0</b>	<b>0</b>	<b>0</b>	<b>0</b>	<b>0</b>	<b>0</b>	<b>0</b>	<b>0</b>	<b>0</b>	<b>0</b>	<b>0</b>	<b>0</b>	<b>0</b>	<b>0</b>	<b>0</b>	<b>0</b>	<b>0</b>	<b>0</b>
Tipperary	0	0	0	0	0	0	0	0	0	0	0	0	0	0	0	0	0	0
Waterford/Kilkenny	0	0	0	0	0	0	0	0	0	0	0	0	0	0	0	0	0	0
Wexford/Wicklow	0	0	0	0	0	0	0	0	0	0	0	0	0	0	0	0	0	0
<b>Southern Region</b>	<b>0</b>	<b>0</b>	<b>0</b>	<b>0</b>	<b>0</b>	<b>0</b>	<b>0</b>	<b>0</b>	<b>2</b>	<b>0</b>	<b>0</b>	<b>0</b>	<b>0</b>	<b>0</b>	<b>0</b>	<b>3</b>	<b>0</b>	<b>5</b>
Cork City	0	0	0	0	0	0	0	0	1	0	0	0	0	0	0	3	0	4
Cork North	0	0	0	0	0	0	0	0	0	0	0	0	0	0	0	0	0	0
Cork West	0	0	0	0	0	0	0	0	0	0	0	0	0	0	0	0	0	0
Kerry	0	0	0	0	0	0	0	0	0	0	0	0	0	0	0	0	0	0
Limerick	0	0	0	0	0	0	0	0	1	0	0	0	0	0	0	0	0	1
<b>Western Region</b>	<b>0</b>	<b>0</b>	<b>0</b>	<b>0</b>	<b>0</b>	<b>0</b>	<b>0</b>	<b>0</b>	<b>0</b>	<b>0</b>	<b>0</b>	<b>0</b>	<b>0</b>	<b>0</b>	<b>0</b>	<b>0</b>	<b>0</b>	<b>0</b>
Clare	0	0	0	0	0	0	0	0	0	0	0	0	0	0	0	0	0	0
Galway West	0	0	0	0	0	0	0	0	0	0	0	0	0	0	0	0	0	0
Mayo	0	0	0	0	0	0	0	0	0	0	0	0	0	0	0	0	0	0
Roscommon/Galway East	0	0	0	0	0	0	0	0	0	0	0	0	0	0	0	0	0	0

Table 4.05c Incidents recorded of *Robbery (ICCS 061)* or *Aggravated burglary (ICCS 0711)* where syringes were used by location type, 2005

	House / Flat	Bank	Post Office	Betting Office	Building Society	Credit Union	Licensed Premised	Amusement Centre	Shop / Stall	Petrol Station	Hotel	Restaurant	Factory	Office	Super- market	Street / Road	Other	All
<b>State</b>	<b>3</b>	<b>0</b>	<b>2</b>	<b>2</b>	<b>0</b>	<b>0</b>	<b>0</b>	<b>0</b>	<b>51</b>	<b>6</b>	<b>1</b>	<b>3</b>	<b>0</b>	<b>1</b>	<b>3</b>	<b>57</b>	<b>36</b>	<b>165</b>
<b>Eastern Region</b>	<b>0</b>	<b>0</b>	<b>0</b>	<b>0</b>	<b>0</b>	<b>0</b>	<b>0</b>	<b>0</b>	<b>2</b>	<b>0</b>	<b>0</b>	<b>0</b>	<b>0</b>	<b>0</b>	<b>0</b>	<b>0</b>	<b>1</b>	<b>3</b>
Carlow/Kildare	0	0	0	0	0	0	0	0	2	0	0	0	0	0	0	0	0	2
Laois/Offaly	0	0	0	0	0	0	0	0	0	0	0	0	0	0	0	0	0	0
Longford/Westmeath	0	0	0	0	0	0	0	0	0	0	0	0	0	0	0	0	1	1
Louth/Meath	0	0	0	0	0	0	0	0	0	0	0	0	0	0	0	0	0	0
<b>Dublin Metropolitan Region</b>	<b>3</b>	<b>0</b>	<b>2</b>	<b>2</b>	<b>0</b>	<b>0</b>	<b>0</b>	<b>0</b>	<b>48</b>	<b>6</b>	<b>1</b>	<b>3</b>	<b>0</b>	<b>1</b>	<b>3</b>	<b>56</b>	<b>34</b>	<b>159</b>
Eastern DMR	0	0	0	0	0	0	0	0	1	0	0	0	0	0	0	0	2	3
North Central DMR	0	0	1	0	0	0	0	0	12	0	1	1	0	0	0	12	4	31
Northern DMR	0	0	0	0	0	0	0	0	4	0	0	0	0	0	0	3	2	9
South Central DMR	3	0	0	1	0	0	0	0	14	0	0	0	0	1	0	22	9	50
Southern DMR	0	0	1	0	0	0	0	0	12	2	0	1	0	0	0	6	5	27
Western DMR	0	0	0	1	0	0	0	0	5	4	0	1	0	0	3	13	12	39
<b>Northern Region</b>	<b>0</b>	<b>0</b>	<b>0</b>	<b>0</b>	<b>0</b>	<b>0</b>	<b>0</b>	<b>0</b>	<b>0</b>	<b>0</b>	<b>0</b>	<b>0</b>	<b>0</b>	<b>0</b>	<b>0</b>	<b>0</b>	<b>0</b>	<b>0</b>
Cavan/Monaghan	0	0	0	0	0	0	0	0	0	0	0	0	0	0	0	0	0	0
Donegal	0	0	0	0	0	0	0	0	0	0	0	0	0	0	0	0	0	0
Sligo/Leitrim	0	0	0	0	0	0	0	0	0	0	0	0	0	0	0	0	0	0
<b>South Eastern Region</b>	<b>0</b>	<b>0</b>	<b>0</b>	<b>0</b>	<b>0</b>	<b>0</b>	<b>0</b>	<b>0</b>	<b>0</b>	<b>0</b>	<b>0</b>	<b>0</b>	<b>0</b>	<b>0</b>	<b>0</b>	<b>0</b>	<b>0</b>	<b>0</b>
Tipperary	0	0	0	0	0	0	0	0	0	0	0	0	0	0	0	0	0	0
Waterford/Kilkenny	0	0	0	0	0	0	0	0	0	0	0	0	0	0	0	0	0	0
Wexford/Wicklow	0	0	0	0	0	0	0	0	0	0	0	0	0	0	0	0	0	0
<b>Southern Region</b>	<b>0</b>	<b>0</b>	<b>0</b>	<b>0</b>	<b>0</b>	<b>0</b>	<b>0</b>	<b>0</b>	<b>1</b>	<b>0</b>	<b>0</b>	<b>0</b>	<b>0</b>	<b>0</b>	<b>0</b>	<b>1</b>	<b>0</b>	<b>2</b>
Cork City	0	0	0	0	0	0	0	0	1	0	0	0	0	0	0	1	0	2
Cork North	0	0	0	0	0	0	0	0	0	0	0	0	0	0	0	0	0	0
Cork West	0	0	0	0	0	0	0	0	0	0	0	0	0	0	0	0	0	0
Kerry	0	0	0	0	0	0	0	0	0	0	0	0	0	0	0	0	0	0
Limerick	0	0	0	0	0	0	0	0	0	0	0	0	0	0	0	0	0	0
<b>Western Region</b>	<b>0</b>	<b>0</b>	<b>0</b>	<b>0</b>	<b>0</b>	<b>0</b>	<b>0</b>	<b>0</b>	<b>0</b>	<b>0</b>	<b>0</b>	<b>0</b>	<b>0</b>	<b>0</b>	<b>0</b>	<b>0</b>	<b>1</b>	<b>1</b>
Clare	0	0	0	0	0	0	0	0	0	0	0	0	0	0	0	0	0	0
Galway West	0	0	0	0	0	0	0	0	0	0	0	0	0	0	0	0	1	1
Mayo	0	0	0	0	0	0	0	0	0	0	0	0	0	0	0	0	0	0
Roscommon/Galway East	0	0	0	0	0	0	0	0	0	0	0	0	0	0	0	0	0	0

Table 4.05d Incidents recorded of *Robbery (ICCS 061) or Aggravated burglary (ICCS 0711) where syringes were used by location type, 2006*

	House / Flat	Bank	Post Office	Betting Office	Building Society	Credit Union	Licensed Premised	Amusement Centre	Shop / Stall	Petrol Station	Hotel	Restaurant	Factory	Office	Super- market	Street / Road	Other	All
<b>State</b>	<b>1</b>	<b>0</b>	<b>0</b>	<b>0</b>	<b>0</b>	<b>1</b>	<b>1</b>	<b>0</b>	<b>30</b>	<b>6</b>	<b>0</b>	<b>3</b>	<b>0</b>	<b>0</b>	<b>0</b>	<b>52</b>	<b>21</b>	<b>115</b>
<b>Eastern Region</b>	<b>0</b>	<b>0</b>	<b>0</b>	<b>0</b>	<b>0</b>	<b>1</b>	<b>0</b>	<b>0</b>	<b>0</b>	<b>3</b>	<b>0</b>	<b>0</b>	<b>0</b>	<b>0</b>	<b>0</b>	<b>1</b>	<b>0</b>	<b>5</b>
Carlow/Kildare	0	0	0	0	0	0	0	0	0	1	0	0	0	0	0	0	0	1
Laois/Offaly	0	0	0	0	0	0	0	0	0	0	0	0	0	0	0	0	0	0
Longford/Westmeath	0	0	0	0	0	0	0	0	0	0	0	0	0	0	0	1	0	1
Louth/Meath	0	0	0	0	0	1	0	0	0	2	0	0	0	0	0	0	0	3
<b>Dublin Metropolitan Region</b>	<b>1</b>	<b>0</b>	<b>0</b>	<b>0</b>	<b>0</b>	<b>0</b>	<b>1</b>	<b>0</b>	<b>30</b>	<b>2</b>	<b>0</b>	<b>3</b>	<b>0</b>	<b>0</b>	<b>0</b>	<b>50</b>	<b>20</b>	<b>107</b>
Eastern DMR	0	0	0	0	0	0	0	0	1	1	0	0	0	0	0	1	3	6
North Central DMR	0	0	0	0	0	0	0	0	9	0	0	1	0	0	0	14	7	31
Northern DMR	0	0	0	0	0	0	0	0	4	0	0	0	0	0	0	0	1	5
South Central DMR	0	0	0	0	0	0	1	0	9	0	0	2	0	0	0	16	4	32
Southern DMR	1	0	0	0	0	0	0	0	4	0	0	0	0	0	0	9	2	16
Western DMR	0	0	0	0	0	0	0	0	3	1	0	0	0	0	0	10	3	17
<b>Northern Region</b>	<b>0</b>	<b>0</b>	<b>0</b>	<b>0</b>	<b>0</b>	<b>0</b>	<b>0</b>	<b>0</b>	<b>0</b>	<b>0</b>	<b>0</b>	<b>0</b>	<b>0</b>	<b>0</b>	<b>0</b>	<b>0</b>	<b>0</b>	<b>0</b>
Cavan/Monaghan	0	0	0	0	0	0	0	0	0	0	0	0	0	0	0	0	0	0
Donegal	0	0	0	0	0	0	0	0	0	0	0	0	0	0	0	0	0	0
Sligo/Leitrim	0	0	0	0	0	0	0	0	0	0	0	0	0	0	0	0	0	0
<b>South Eastern Region</b>	<b>0</b>	<b>0</b>	<b>0</b>	<b>0</b>	<b>0</b>	<b>0</b>	<b>0</b>	<b>0</b>	<b>0</b>	<b>1</b>	<b>0</b>	<b>0</b>	<b>0</b>	<b>0</b>	<b>0</b>	<b>0</b>	<b>0</b>	<b>1</b>
Tipperary	0	0	0	0	0	0	0	0	0	0	0	0	0	0	0	0	0	0
Waterford/Kilkenny	0	0	0	0	0	0	0	0	0	1	0	0	0	0	0	0	0	1
Wexford/Wicklow	0	0	0	0	0	0	0	0	0	0	0	0	0	0	0	0	0	0
<b>Southern Region</b>	<b>0</b>	<b>0</b>	<b>0</b>	<b>0</b>	<b>0</b>	<b>0</b>	<b>0</b>	<b>0</b>	<b>0</b>	<b>0</b>	<b>0</b>	<b>0</b>	<b>0</b>	<b>0</b>	<b>0</b>	<b>1</b>	<b>0</b>	<b>1</b>
Cork City	0	0	0	0	0	0	0	0	0	0	0	0	0	0	0	1	0	1
Cork North	0	0	0	0	0	0	0	0	0	0	0	0	0	0	0	0	0	0
Cork West	0	0	0	0	0	0	0	0	0	0	0	0	0	0	0	0	0	0
Kerry	0	0	0	0	0	0	0	0	0	0	0	0	0	0	0	0	0	0
Limerick	0	0	0	0	0	0	0	0	0	0	0	0	0	0	0	0	0	0
<b>Western Region</b>	<b>0</b>	<b>0</b>	<b>0</b>	<b>0</b>	<b>0</b>	<b>0</b>	<b>0</b>	<b>0</b>	<b>0</b>	<b>0</b>	<b>0</b>	<b>0</b>	<b>0</b>	<b>0</b>	<b>0</b>	<b>0</b>	<b>1</b>	<b>1</b>
Clare	0	0	0	0	0	0	0	0	0	0	0	0	0	0	0	0	1	1
Galway West	0	0	0	0	0	0	0	0	0	0	0	0	0	0	0	0	0	0
Mayo	0	0	0	0	0	0	0	0	0	0	0	0	0	0	0	0	0	0
Roscommon/Galway East	0	0	0	0	0	0	0	0	0	0	0	0	0	0	0	0	0	0

Table 4.06a Proceedings for possession, supplying, obstruction and other drug offences, 2003 and 2004

	2003					2004				
	Possession only	Supplying / Dealing	Obstruction	Other drug offences	Total	Possession only	Supplying / Dealing	Obstruction	Other drug offences	Total
<b>State</b>	<b>6,498</b>	<b>2,448</b>	<b>426</b>	<b>258</b>	<b>9,630</b>	<b>6,942</b>	<b>2,321</b>	<b>439</b>	<b>320</b>	<b>10,022</b>
<b>Eastern Region</b>	<b>967</b>	<b>356</b>	<b>32</b>	<b>43</b>	<b>1,398</b>	<b>1,194</b>	<b>288</b>	<b>26</b>	<b>20</b>	<b>1,528</b>
Carlow/Kildare	395	82	11	20	508	628	100	4	4	736
Laois/Offaly	199	104	11	8	322	258	77	13	10	358
Longford/Westmeath	158	87	5	6	256	112	57	4	4	177
Louth/Meath	215	83	5	9	312	196	54	5	2	257
<b>Dublin Metropolitan Region</b>	<b>1,974</b>	<b>1,236</b>	<b>232</b>	<b>91</b>	<b>3,533</b>	<b>2,089</b>	<b>1,208</b>	<b>272</b>	<b>162</b>	<b>3,731</b>
Eastern DMR	242	106	28	18	394	274	67	21	23	385
North Central DMR	301	214	64	8	587	311	210	67	14	602
Northern DMR	371	225	32	35	663	380	190	40	77	687
South Central DMR	355	247	70	14	686	481	348	104	22	955
Southern DMR	409	154	17	12	592	338	143	18	12	511
Western DMR	296	290	21	4	611	305	250	22	14	591
<b>Northern Region</b>	<b>491</b>	<b>120</b>	<b>32</b>	<b>8</b>	<b>651</b>	<b>357</b>	<b>103</b>	<b>24</b>	<b>28</b>	<b>512</b>
Cavan/Monaghan	182	53	4	1	240	129	41	1	26	197
Donegal	222	37	22	5	286	158	35	14	2	209
Sligo/Leitrim	87	30	6	2	125	70	27	9	0	106
<b>South Eastern Region</b>	<b>1,196</b>	<b>287</b>	<b>62</b>	<b>42</b>	<b>1,587</b>	<b>1,102</b>	<b>224</b>	<b>47</b>	<b>35</b>	<b>1,408</b>
Tipperary	283	82	27	13	405	248	87	11	2	348
Waterford/Kilkenny	669	156	21	17	863	647	100	21	17	785
Wexford/Wicklow	244	49	14	12	319	207	37	15	16	275
<b>Southern Region</b>	<b>1,422</b>	<b>359</b>	<b>44</b>	<b>46</b>	<b>1,871</b>	<b>1,657</b>	<b>412</b>	<b>58</b>	<b>49</b>	<b>2,176</b>
Cork City	512	163	16	5	696	608	159	7	15	789
Cork North	188	45	4	4	241	213	44	17	5	279
Cork West	283	35	11	15	344	170	42	11	12	235
Kerry	146	41	4	10	201	140	45	1	4	190
Limerick	293	75	9	12	389	526	122	22	13	683
<b>Western Region</b>	<b>448</b>	<b>90</b>	<b>24</b>	<b>28</b>	<b>590</b>	<b>543</b>	<b>86</b>	<b>12</b>	<b>26</b>	<b>667</b>
Clare	138	25	10	1	174	166	22	0	11	199
Galway West	181	27	6	18	232	241	32	8	13	294
Mayo	72	15	4	7	98	64	14	1	0	79
Roscommon/Galway East	57	23	4	2	86	72	18	3	2	95



Table 4.06b Proceedings for possession, supplying, obstruction and other drug offences, 2005 and 2006

	2005					2006				
	Possession only	Supplying / Dealing	Obstruction	Other drug offences	Total	Possession only	Supplying / Dealing	Obstruction	Other drug offences	Total
<b>State</b>	<b>10,129</b>	<b>2,853</b>	<b>564</b>	<b>309</b>	<b>13,855</b>	<b>10,856</b>	<b>3,040</b>	<b>590</b>	<b>344</b>	<b>14,830</b>
<b>Eastern Region</b>	<b>1,954</b>	<b>388</b>	<b>40</b>	<b>43</b>	<b>2,425</b>	<b>1,948</b>	<b>393</b>	<b>38</b>	<b>56</b>	<b>2,435</b>
Carlow/Kildare	811	118	9	15	953	706	105	3	28	842
Laois/Offaly	671	111	17	17	816	514	139	22	11	686
Longford/Westmeath	197	53	3	6	259	370	47	7	7	431
Louth/Meath	275	106	11	5	397	358	102	6	10	476
<b>Dublin Metropolitan Region</b>	<b>3,481</b>	<b>1,495</b>	<b>336</b>	<b>165</b>	<b>5,477</b>	<b>3,806</b>	<b>1,688</b>	<b>365</b>	<b>156</b>	<b>6,015</b>
Eastern DMR	474	148	20	30	672	464	112	22	23	621
North Central DMR	524	299	120	20	963	516	270	123	9	918
Northern DMR	873	290	56	60	1,279	781	315	48	44	1,188
South Central DMR	491	315	95	15	916	729	406	108	20	1,263
Southern DMR	657	168	16	25	866	582	124	13	17	736
Western DMR	462	275	29	15	781	734	461	51	43	1,289
<b>Northern Region</b>	<b>484</b>	<b>114</b>	<b>26</b>	<b>7</b>	<b>631</b>	<b>669</b>	<b>128</b>	<b>24</b>	<b>12</b>	<b>833</b>
Cavan/Monaghan	222	57	5	3	287	268	52	1	6	327
Donegal	152	26	10	2	190	286	55	14	2	357
Sligo/Leitrim	110	31	11	2	154	115	21	9	4	149
<b>South Eastern Region</b>	<b>1,411</b>	<b>278</b>	<b>62</b>	<b>29</b>	<b>1,780</b>	<b>1,582</b>	<b>269</b>	<b>52</b>	<b>46</b>	<b>1,949</b>
Tipperary	273	59	16	5	353	341	76	14	9	440
Waterford/Kilkenny	754	131	17	15	917	825	132	14	15	986
Wexford/Wicklow	384	88	29	9	510	416	61	24	22	523
<b>Southern Region</b>	<b>2,212</b>	<b>470</b>	<b>78</b>	<b>45</b>	<b>2,805</b>	<b>2,086</b>	<b>412</b>	<b>76</b>	<b>59</b>	<b>2,633</b>
Cork City	656	169	9	18	852	778	163	15	23	979
Cork North	252	47	23	10	332	321	59	20	11	411
Cork West	459	37	10	5	511	210	19	8	12	249
Kerry	191	52	13	5	261	218	51	11	4	284
Limerick	654	165	23	7	849	559	120	22	9	710
<b>Western Region</b>	<b>587</b>	<b>108</b>	<b>22</b>	<b>20</b>	<b>737</b>	<b>765</b>	<b>150</b>	<b>35</b>	<b>15</b>	<b>965</b>
Clare	187	27	11	4	229	327	58	8	6	399
Galway West	226	37	7	9	279	233	43	20	6	302
Mayo	87	14	1	6	108	95	17	5	1	118
Roscommon/Galway East	87	30	3	1	121	110	32	2	2	146

**Table 4.07a Proceedings for possession of drugs by drug type, 2003**

	Cannabis	Cannabis Resin	Cannabis Plant	Heroin	LSD	Ecstasy*	Amphet	Cocaine	Other	Total
<b>State</b>	<b>665</b>	<b>4,121</b>	<b>19</b>	<b>995</b>	<b>13</b>	<b>1,529</b>	<b>525</b>	<b>1,015</b>	<b>153</b>	<b>9,035</b>
<b>Eastern Region</b>	<b>87</b>	<b>609</b>	<b>2</b>	<b>87</b>	<b>1</b>	<b>283</b>	<b>133</b>	<b>130</b>	<b>21</b>	<b>1,353</b>
Carlow/Kildare	24	234	1	21	0	95	45	55	4	479
Laois/Offaly	34	96	0	45	0	90	29	20	7	321
Longford/Westmeath	7	116	0	17	0	62	36	14	0	252
Louth/Meath	22	163	1	4	1	36	23	41	10	301
<b>Dublin Metropolitan Region</b>	<b>186</b>	<b>1,098</b>	<b>1</b>	<b>833</b>	<b>3</b>	<b>378</b>	<b>80</b>	<b>588</b>	<b>74</b>	<b>3,241</b>
Eastern DMR	12	153	0	83	0	33	5	44	19	349
North Central DMR	50	148	0	97	0	99	8	102	14	518
Northern DMR	42	227	1	85	2	54	28	159	2	600
South Central DMR	37	119	0	266	0	70	13	72	25	602
Southern DMR	28	275	0	90	0	61	15	92	3	564
Western DMR	17	176	0	212	1	61	11	119	11	608
<b>Northern Region</b>	<b>36</b>	<b>300</b>	<b>1</b>	<b>21</b>	<b>3</b>	<b>172</b>	<b>35</b>	<b>36</b>	<b>9</b>	<b>613</b>
Cavan/Monaghan	6	98	0	18	3	73	17	15	5	235
Donegal	25	134	1	3	0	70	17	5	4	259
Sligo/Leitrim	5	68	0	0	0	29	1	16	0	119
<b>South Eastern Region</b>	<b>69</b>	<b>834</b>	<b>3</b>	<b>22</b>	<b>3</b>	<b>299</b>	<b>170</b>	<b>76</b>	<b>14</b>	<b>1,490</b>
Tipperary	21	160	0	4	1	86	65	26	3	366
Waterford/Kilkenny	27	511	2	3	2	163	82	33	6	829
Wexford/Wicklow	21	163	1	15	0	50	23	17	5	295
<b>Southern Region</b>	<b>220</b>	<b>968</b>	<b>9</b>	<b>26</b>	<b>2</b>	<b>282</b>	<b>79</b>	<b>167</b>	<b>32</b>	<b>1,785</b>
Cork City	91	357	0	12	0	85	26	88	16	675
Cork North	13	139	0	0	0	52	20	9	0	233
Cork West	58	159	3	0	1	68	9	18	4	320
Kerry	16	106	2	0	1	31	12	12	7	187
Limerick	42	207	4	14	0	46	12	40	5	370
<b>Western Region</b>	<b>67</b>	<b>312</b>	<b>3</b>	<b>6</b>	<b>1</b>	<b>115</b>	<b>28</b>	<b>18</b>	<b>3</b>	<b>553</b>
Clare	20	99	0	4	1	25	7	7	1	164
Galway West	30	124	0	2	0	34	9	7	2	208
Mayo	14	45	3	0	0	25	1	0	0	88
Roscommon/Galway East	3	44	0	0	0	31	11	4	0	93

Note: Proceedings may involve multiple drug types, hence totals will not match total number of proceedings

\* Also contains MDMA, MDEA, DOB and methylamphetamine

**Table 4.07b Proceedings for possession of drugs by drug type, 2004**

	Cannabis	Cannabis Resin	Cannabis Plant	Heroin	LSD	Ecstasy*	Amphet	Cocaine	Other	Total
<b>State</b>	<b>625</b>	<b>4,309</b>	<b>9</b>	<b>1,201</b>	<b>10</b>	<b>1,331</b>	<b>377</b>	<b>1,348</b>	<b>153</b>	<b>9,363</b>
<b>Eastern Region</b>	<b>112</b>	<b>659</b>	<b>0</b>	<b>88</b>	<b>1</b>	<b>347</b>	<b>91</b>	<b>196</b>	<b>8</b>	<b>1,502</b>
Carlow/Kildare	43	328	0	26	0	177	41	119	1	735
Laois/Offaly	36	130	0	34	0	82	20	32	6	340
Longford/Westmeath	11	67	0	9	0	54	13	16	1	171
Louth/Meath	22	134	0	19	1	34	17	29	0	256
<b>Dublin Metropolitan Region</b>	<b>148</b>	<b>1,097</b>	<b>1</b>	<b>1,020</b>	<b>5</b>	<b>196</b>	<b>67</b>	<b>709</b>	<b>91</b>	<b>3,334</b>
Eastern DMR	31	183	0	31	0	29	6	59	3	342
North Central DMR	35	195	0	78	0	75	19	108	15	525
Northern DMR	35	252	0	66	3	24	15	175	11	581
South Central DMR	19	123	0	550	0	13	5	78	46	834
Southern DMR	10	215	1	99	2	16	7	128	11	489
Western DMR	18	129	0	196	0	39	15	161	5	563
<b>Northern Region</b>	<b>40</b>	<b>240</b>	<b>1</b>	<b>12</b>	<b>0</b>	<b>128</b>	<b>12</b>	<b>32</b>	<b>2</b>	<b>467</b>
Cavan/Monaghan	15	78	0	6	0	48	6	21	1	175
Donegal	17	106	0	6	0	53	4	7	0	193
Sligo/Leitrim	8	56	1	0	0	27	2	4	1	99
<b>South Eastern Region</b>	<b>67</b>	<b>763</b>	<b>2</b>	<b>40</b>	<b>1</b>	<b>229</b>	<b>119</b>	<b>96</b>	<b>18</b>	<b>1,335</b>
Tipperary	24	140	0	8	1	75	68	21	1	338
Waterford/Kilkenny	26	484	2	3	0	127	34	61	11	748
Wexford/Wicklow	17	139	0	29	0	27	17	14	6	249
<b>Southern Region</b>	<b>187</b>	<b>1,195</b>	<b>2</b>	<b>34</b>	<b>3</b>	<b>302</b>	<b>69</b>	<b>263</b>	<b>33</b>	<b>2,088</b>
Cork City	80	431	1	4	0	103	28	119	10	776
Cork North	19	147	0	2	0	57	10	22	1	258
Cork West	35	117	0	0	3	24	3	28	6	216
Kerry	8	92	0	0	0	44	16	18	8	186
Limerick	45	408	1	28	0	74	12	76	8	652
<b>Western Region</b>	<b>71</b>	<b>355</b>	<b>3</b>	<b>7</b>	<b>0</b>	<b>129</b>	<b>19</b>	<b>52</b>	<b>1</b>	<b>637</b>
Clare	41	90	1	1	0	24	4	27	0	188
Galway West	21	156	1	2	0	78	5	10	0	273
Mayo	3	53	0	0	0	13	3	5	1	78
Roscommon/Galway East	6	56	1	4	0	14	7	10	0	98

Note: Proceedings may involve multiple drug types, hence totals will not match total number of proceedings

\* Also contains MDMA, MDEA, DOB and methylamphetamine

**Table 4.07c Proceedings for possession of drugs by drug type, 2005**

	Cannabis	Cannabis Resin	Cannabis Plant	Heroin	LSD	Ecstasy*	Amphet	Cocaine	Other	Total
<b>State</b>	<b>909</b>	<b>6,834</b>	<b>7</b>	<b>1,601</b>	<b>14</b>	<b>1,105</b>	<b>447</b>	<b>1,967</b>	<b>175</b>	<b>13,059</b>
<b>Eastern Region</b>	<b>177</b>	<b>1,335</b>	<b>0</b>	<b>192</b>	<b>1</b>	<b>180</b>	<b>155</b>	<b>306</b>	<b>16</b>	<b>2,362</b>
Carlow/Kildare	26	589	0	64	0	106	38	107	5	935
Laois/Offaly	104	421	0	77	1	26	93	59	6	787
Longford/Westmeath	20	141	0	21	0	26	5	33	4	250
Louth/Meath	27	184	0	30	0	22	19	107	1	390
<b>Dublin Metropolitan Region</b>	<b>314</b>	<b>2,098</b>	<b>2</b>	<b>1,205</b>	<b>10</b>	<b>247</b>	<b>49</b>	<b>986</b>	<b>97</b>	<b>5,008</b>
Eastern DMR	21	356	1	79	2	33	7	119	6	624
North Central DMR	70	302	1	171	6	76	8	170	27	831
Northern DMR	94	577	0	143	2	47	12	282	14	1,171
South Central DMR	36	181	0	430	0	31	5	103	20	806
Southern DMR	57	426	0	127	0	39	12	155	15	831
Western DMR	36	256	0	255	0	21	5	157	15	745
<b>Northern Region</b>	<b>35</b>	<b>355</b>	<b>0</b>	<b>33</b>	<b>0</b>	<b>114</b>	<b>13</b>	<b>44</b>	<b>8</b>	<b>602</b>
Cavan/Monaghan	13	156	0	25	0	48	7	25	5	279
Donegal	12	121	0	5	0	33	2	4	3	180
Sligo/Leitrim	10	78	0	3	0	33	4	15	0	143
<b>South Eastern Region</b>	<b>82</b>	<b>1,011</b>	<b>0</b>	<b>85</b>	<b>2</b>	<b>189</b>	<b>127</b>	<b>183</b>	<b>18</b>	<b>1,697</b>
Tipperary	23	175	0	8	2	49	43	32	3	335
Waterford/Kilkenny	41	536	0	49	0	103	56	100	2	887
Wexford/Wicklow	18	300	0	28	0	37	28	51	13	475
<b>Southern Region</b>	<b>200</b>	<b>1,620</b>	<b>4</b>	<b>81</b>	<b>1</b>	<b>292</b>	<b>81</b>	<b>394</b>	<b>22</b>	<b>2,695</b>
Cork City	66	540	0	16	0	60	7	128	9	826
Cork North	30	188	0	5	0	36	11	28	1	299
Cork West	46	227	4	1	1	127	22	65	5	498
Kerry	17	139	0	1	0	38	14	36	0	245
Limerick	41	526	0	58	0	31	27	137	7	827
<b>Western Region</b>	<b>101</b>	<b>415</b>	<b>1</b>	<b>5</b>	<b>0</b>	<b>83</b>	<b>22</b>	<b>54</b>	<b>14</b>	<b>695</b>
Clare	29	129	0	3	0	16	14	18	6	215
Galway West	51	156	1	2	0	31	3	19	0	263
Mayo	12	59	0	0	0	18	4	6	2	101
Roscommon/Galway East	9	71	0	0	0	18	1	11	6	116

Note: Proceedings may involve multiple drug types, hence totals will not match total number of proceedings

\* Also contains MDMA, MDEA, DOB and methylamphetamine

**Table 4.07d Proceedings for possession of drugs by drug type, 2006**

	Cannabis	Cannabis Resin	Cannabis Plant	Heroin	LSD	Ecstasy*	Amphet	Cocaine	Other	Total
<b>State</b>	<b>1,598</b>	<b>5,322</b>	<b>27</b>	<b>2,364</b>	<b>6</b>	<b>1,499</b>	<b>497</b>	<b>2,442</b>	<b>246</b>	<b>14,001</b>
<b>Eastern Region</b>	<b>277</b>	<b>809</b>	<b>6</b>	<b>246</b>	<b>2</b>	<b>435</b>	<b>91</b>	<b>457</b>	<b>36</b>	<b>2,359</b>
Carlow/Kildare	91	321	2	66	0	146	18	161	5	810
Laois/Offaly	49	223	0	103	0	124	47	101	22	669
Longford/Westmeath	52	102	0	30	0	141	17	72	3	417
Louth/Meath	85	163	4	47	2	24	9	123	6	463
<b>Dublin Metropolitan Region</b>	<b>414</b>	<b>1,689</b>	<b>2</b>	<b>1,737</b>	<b>0</b>	<b>262</b>	<b>70</b>	<b>1,228</b>	<b>131</b>	<b>5,533</b>
Eastern DMR	57	272	2	62	0	35	5	137	4	574
North Central DMR	53	203	0	206	0	82	22	184	43	793
Northern DMR	120	397	0	240	0	43	15	265	25	1,105
South Central DMR	61	176	0	704	0	29	9	145	18	1,142
Southern DMR	60	343	0	93	0	32	7	162	13	710
Western DMR	63	298	0	432	0	41	12	335	28	1,209
<b>Northern Region</b>	<b>136</b>	<b>332</b>	<b>1</b>	<b>22</b>	<b>0</b>	<b>165</b>	<b>40</b>	<b>90</b>	<b>15</b>	<b>801</b>
Cavan/Monaghan	61	133	0	8	0	54	11	49	4	320
Donegal	61	114	0	11	0	102	19	29	8	344
Sligo/Leitrim	14	85	1	3	0	9	10	12	3	137
<b>South Eastern Region</b>	<b>216</b>	<b>860</b>	<b>9</b>	<b>109</b>	<b>1</b>	<b>266</b>	<b>152</b>	<b>224</b>	<b>27</b>	<b>1,864</b>
Tipperary	46	178	1	15	0	52	76	52	2	422
Waterford/Kilkenny	129	429	6	59	0	157	41	121	17	959
Wexford/Wicklow	41	253	2	35	1	57	35	51	8	483
<b>Southern Region</b>	<b>408</b>	<b>1,193</b>	<b>6</b>	<b>207</b>	<b>1</b>	<b>238</b>	<b>101</b>	<b>332</b>	<b>32</b>	<b>2,518</b>
Cork City	157	419	1	110	0	99	26	129	8	949
Cork North	55	209	1	10	0	29	15	57	9	385
Cork West	73	105	4	1	0	26	5	14	2	230
Kerry	25	127	0	2	1	51	13	49	1	269
Limerick	98	333	0	84	0	33	42	83	12	685
<b>Western Region</b>	<b>147</b>	<b>439</b>	<b>3</b>	<b>43</b>	<b>2</b>	<b>133</b>	<b>43</b>	<b>111</b>	<b>5</b>	<b>926</b>
Clare	76	175	3	21	1	40	23	51	0	390
Galway West	43	125	0	21	0	50	9	27	4	279
Mayo	11	63	0	1	0	18	4	16	0	113
Roscommon/Galway East	17	76	0	0	1	25	7	17	1	144

Note: Proceedings may involve multiple drug types, hence totals will not match total number of proceedings

\* Also contains MDMA, MDEA, DOB and methylamphetamine

**Table 4.08a Particulars<sup>1</sup> of Drugs Seized during 2003 - report prepared 19 April 2004**

Drug Type	Quantity	Cases
Cannabis	201,759 grams	309
Cannabis resin	3,291,940grams	3,366
Cannabis plants	244 plants	30
Heroin (Diamorphine)	27,046 grams	660
LSD	33 units	5
Ecstasy MDMA	1,205,055 tablets, 3 capsules, 604g	1,001
Ecstasy MDEA	5,401 tablets, 12.3 grams	66
Ecstasy DOB	81,353 tablets	16
Amphetamine	67,787 grams, 1,019 tablets	211
Cocaine	107,460 grams	566
Diazepam	7,216 tablets	70
Flunitrazepam (Rohypnol)	125 tablets	7
Flurazepam	4,886 capsules	26
Temazepam	32 tablets, 104 capsules	6
Methadone	370 tablets, 3,392 millilitres	27
Dihydrocodeine	89 tablets	5
Ephedrine	561 tablets, 80 capsules	3
Methylamphetamine	0.5 grams	1
Ketamine (not controlled)	356 tablets	2

<sup>1</sup> Derived outside of PULSE system

**Table 4.08b Particulars<sup>1</sup> of Drugs Seized during 2004 - report prepared 13 April 2005**

Drug Type	Quantity	Cases
Cannabis	103,958 grams	223
Cannabis resin	3,226,455 grams	2,610
Cannabis plants	199 plants	27
Heroin (Diamorphine)	26,480 grams	612
LSD	307 units	7
Ecstasy MDMA	1,098,169 tablets, 6,786 grams	793
Ecstasy MDEA	153 tablets	5
Ecstasy DOB	816 tablets	8
Amphetamine	92,417 grams, 91tablets	145
Cocaine	167,336 grams	753
Diazepam	15,185 tablets	52
Flunitrazepam (Rohypnol)	8,282 tablets	10
Flurazepam	368 capsules	21
Temazepam	950 tablets	4
Methadone	26 tablets, 2,289 millilitres	21
Dihydrocodeine	13 tablets	4
Ephedrine	320,796 tablets	2
Methylamphetamine	0.6 gram	1
Ketamine (not controlled)	0.3 grams	1

<sup>1</sup> Derived outside of PULSE system

**Table 4.08c Particulars<sup>1</sup> of Drugs Seized during 2005 - report prepared 20 April 2006**

Drug Type	Quantity	Cases
Cannabis	151,082 grams	279
Cannabis resin	4,854,754 grams	3,260
Cannabis plants	124 plants	16
Heroin (Diamorphine)	32,595 grams	763
LSD	61,780 units	7
Ecstasy MDMA	613,099 tablets, 3,461 grams	687
Ecstasy MDEA	7 tablets	1
Ecstasy DOB	30 tablets	1
Amphetamine	16,846 grams, 19,452 tablets	125
Cocaine	242,806 grams	1045
Diazepam	13,065 tablets, 1 gram	71
Flunitrazepam (Rohypnol)	67 tablets	7
Flurazepam	357 capsules	15
Temazepam	158 tablets	5
Alprazolam	183 tablets	11
Methadone	1,758 millilitres	13
Dihydrocodeine	668 tablets	5
Ephedrine	130 tablets, 17 capsules	7
Methylamphetamine	192 grams	19
Psilocybin/psilocin	Mushroom samples	16
Khat	Plant samples	9

<sup>1</sup> Derived outside of PULSE system

**Table 4.08d Particulars<sup>1</sup> of Drugs Seized during 2006 - report prepared 24 September 2007**

Drug Type	Quantity	Cases
Cannabis	314,848grams	609
Cannabis resin	6,971,699 grams	3,587
Cannabis plants	633 plants	47
Heroin (Diamorphine)	129,640 grams	1,254
LSD	1,528 units	1
Ecstasy MDMA	156,124tablets, 197 grams , 1,500 millilitres	856
Ecstasy MDEA	9 tablets	2
Ketamine	21 grams	7
Amphetamine	41,397 grams, 7,743 tablets	277
Cocaine	195,343 grams	1,500
Diazepam	37,886 tablets, 15 gram	147
Flunitrazepam (Rohypnol)	197 tablets	8
Flurazepam	664 capsules	28
Temazepam	18 tablets	8
Alprazolam	94 tablets	11
Methadone	2,384 millilitres	24
Dihydrocodeine	486 tablets	10
Ephedrine	100 tablets, 6 capsules, 1,375 millilitres	4
Methylamphetamine	144 grams	22
Psilocybin/psilocin	Mushroom samples	4
Khat	Plant samples	7
Dimethyltryptamine	2,000 millitres, 37 grams	4

<sup>1</sup> Derived outside of PULSE system





*Appendix I*

*More Detailed Version of Tables  
1.1a-1.1d and Tables 1.2a-1.2d*

**I.1 Description of Tables**

The tables presented here are more detailed versions of tables given in Chapter 1. The extra detail relates to court proceedings and court outcomes.

Appendix I.1a More detailed version of Table 1.1a

	Recorded	Detected	With relevant proceedings	Court proceedings commenced	Conviction
<b>01 Homicide Offences</b>	<b>80</b>	<b>68</b>	<b>54</b>	<b>51</b>	<b>40</b>
<b>011 Murder/Manslaughter/Infanticide</b>	<b>51</b>	<b>39</b>	<b>30</b>	<b>29</b>	<b>25</b>
0111 Murder	37	25	16	15	13
0112 Manslaughter	14	14	14	14	12
0113 Infanticide	0	0	0	0	0
<b>012 Dangerous Driving Leading to Death</b>	<b>29</b>	<b>29</b>	<b>24</b>	<b>22</b>	<b>15</b>
0121 Manslaughter (traffic fatality)	1	1	1	1	1
0122 Dangerous driving causing death	28	28	23	21	14
<b>02 Sexual Offences</b>	<b>1,989</b>	<b>1,231</b>	<b>842</b>	<b>732</b>	<b>422</b>
<b>021 Rape and Sexual Assault</b>	<b>1,874</b>	<b>1,136</b>	<b>776</b>	<b>688</b>	<b>391</b>
0211 Rape of a male or female	328	144	66	61	32
0212 Defilement of a boy or girl less than 17 years old	148	101	53	48	25
0213 Sexual offence involving mentally impaired person	23	8	1	0	0
0214 Aggravated sexual assault	11	4	3	3	3
0215 Sexual assault (not aggravated)	1,364	879	653	576	331
<b>022 Other Sexual Offences</b>	<b>115</b>	<b>95</b>	<b>66</b>	<b>44</b>	<b>31</b>
0221 Incest	6	5	1	1	1
0222 Child pornography offences	74	62	54	32	23
0223 Child pornography - obstruction of warrant	1	0	0	0	0
0224 Gross indecency	34	28	11	11	7
<b>03 Attempts/Threats to Murder, Assaults, Harassments and Related offences</b>	<b>13,534</b>	<b>8,888</b>	<b>6,616</b>	<b>5,822</b>	<b>2,590</b>
<b>031 Attempts/Threats to Murder</b>	<b>47</b>	<b>33</b>	<b>26</b>	<b>25</b>	<b>7</b>
0311 Murder-attempt	5	0	0	0	0
0312 Murder-threat	42	33	26	25	7
<b>032 Assaults</b>	<b>12,431</b>	<b>8,327</b>	<b>6,245</b>	<b>5,490</b>	<b>2,457</b>
0321 Assault causing harm	3,942	2,750	2,130	1,911	936
0322 Poisoning	1	0	0	0	0
0323 Assault or obstruction of Garda/official, resisting arrest	240	235	190	165	94
0324 Minor assault	8,248	5,342	3,925	3,414	1,427
<b>033 Harassment and Related Offences</b>	<b>1,056</b>	<b>528</b>	<b>345</b>	<b>307</b>	<b>126</b>
0331 Harassment, stalking, threats	427	275	183	155	74
0332 Coercion	4	2	2	2	1
0333 Menacing phone calls	601	237	152	142	49
0334 Incitement to hatred offences	18	12	8	8	2
0335 Demanding payment of debt causing alarm	6	2	0	0	0

Results of Court Proceedings										
Proved and order made without conviction	Probation of Offenders Act	Appeals allowed	Pending	Acquittals or Dismissals	Withdrawn, Struck out	Nolle Prosequi entered, Charge Withdrawn	Found insane and incapable of pleading on indictment	Adjourned Sine Die or otherwise disposed of	Non Conviction - Other	
0	0	0	2	5	1	2	0	0	1	
0	0	0	0	3	0	1	0	0	0	
0	0	0	0	1	0	1	0	0	0	
0	0	0	0	2	0	0	0	0	0	
0	0	0	0	0	0	0	0	0	0	
0	0	0	2	2	1	1	0	0	1	
0	0	0	0	0	0	0	0	0	0	
0	0	0	2	2	1	1	0	0	1	
0	0	0	186	40	15	64	0	0	5	
0	0	0	179	39	13	61	0	0	5	
0	0	0	16	1	3	7	0	0	2	
0	0	0	16	1	3	2	0	0	1	
0	0	0	0	0	0	0	0	0	0	
0	0	0	0	0	0	0	0	0	0	
0	0	0	147	37	7	52	0	0	2	
0	0	0	7	1	2	3	0	0	0	
0	0	0	0	0	0	0	0	0	0	
0	0	0	4	0	2	3	0	0	0	
0	0	0	0	0	0	0	0	0	0	
0	0	0	3	1	0	0	0	0	0	
59	175	33	1,058	501	1259	42	0	12	93	
0	2	0	4	1	10	0	0	1	0	
0	0	0	0	0	0	0	0	0	0	
0	2	0	4	1	10	0	0	1	0	
53	163	31	962	489	1197	38	0	11	89	
9	38	10	359	156	346	30	0	3	24	
0	0	0	0	0	0	0	0	0	0	
1	3	0	33	10	17	2	0	0	5	
43	122	21	570	323	834	6	0	8	60	
6	10	2	92	11	52	4	0	0	4	
4	5	1	29	6	34	2	0	0	0	
0	0	0	0	0	1	0	0	0	0	
1	5	1	62	4	14	2	0	0	4	
1	0	0	1	1	3	0	0	0	0	
0	0	0	0	0	0	0	0	0	0	

Appendix I.1a More detailed version of Table 1.1a, continued

	Recorded	Detected	With relevant proceedings	Court proceedings commenced	Conviction
<b>04 Dangerous or Negligent Acts</b>	<b>177,883</b>	<b>176,681</b>	<b>50,926</b>	<b>13,845</b>	<b>9,549</b>
<b>041 Dangerous or Negligent Operation of a Vehicle</b>	<b>177,500</b>	<b>176,412</b>	<b>50,803</b>	<b>13,747</b>	<b>9,498</b>
0411 Dangerous driving causing serious bodily harm	20	18	17	16	11
0412 Driving/In charge of a vehicle while over legal alcohol limit	11,490	11,013	9,858	8,905	6,524
0413 Driving/In charge of a vehicle under the influence of drugs	77	76	51	44	26
0414 Dangerous/careless driving and motorway offences	4,331	3,761	3,093	2,667	1,639
0415 Speeding	161,582	161,544	37,784	2,115	1,298
<b>042 Other Dangerous or Negligent Acts</b>	<b>383</b>	<b>269</b>	<b>123</b>	<b>98</b>	<b>51</b>
0421 Endangerment with potential for serious harm/death	51	40	29	25	16
0422 Abandoning a child, child neglect and cruelty	179	106	34	30	16
0423 Unseaworthy/Dangerous use of boat or ship	N/A	N/A	N/A	N/A	N/A
0424 False alarm/Interference with aircraft or air transport facilities	12	10	0	0	0
0425 Endangering traffic offences	141	113	60	43	19
<b>05 Kidnapping and Related Offences</b>	<b>97</b>	<b>43</b>	<b>19</b>	<b>18</b>	<b>8</b>
<b>051 False Imprisonment, Abduction</b>	<b>97</b>	<b>43</b>	<b>19</b>	<b>18</b>	<b>8</b>
0511 False Imprisonment	52	32	18	17	7
0512 Abduction of person under 16 years of age	45	11	1	1	1
<b>06 Robbery, Extortion and highjacking offences</b>	<b>2,916</b>	<b>996</b>	<b>740</b>	<b>708</b>	<b>490</b>
<b>061 Robbery</b>	<b>2,803</b>	<b>951</b>	<b>712</b>	<b>683</b>	<b>471</b>
0611 Robbery of an establishment or institution	1,031	362	284	275	192
0612 Robbery of cash or goods in transit	53	10	7	6	5
0613 Robbery from the person	1,719	579	421	402	274
<b>062 Extortion offences</b>	<b>21</b>	<b>14</b>	<b>6</b>	<b>5</b>	<b>2</b>
0621 Blackmail or extortion	21	14	6	5	2
<b>063 Hijacking Offences</b>	<b>92</b>	<b>31</b>	<b>22</b>	<b>20</b>	<b>17</b>
0631 Carjacking, highjacking/unlawful seizure of of aircraft/vessel	92	31	22	20	17
<b>07 Burglary and Related offences</b>	<b>25,756</b>	<b>4,658</b>	<b>3,056</b>	<b>2,797</b>	<b>1,833</b>
<b>071 Burglary</b>	<b>25,756</b>	<b>4,658</b>	<b>3,056</b>	<b>2,797</b>	<b>1,833</b>
0711 Aggravated burglary	327	92	72	68	49
0712 Burglary (not aggravated)	25,208	4,356	2,822	2,579	1,709
0713 Possession of an article (with intent to burgle, steal, demand)	221	210	162	150	75
<b>08 Theft and Related Offences</b>	<b>73,441</b>	<b>23,157</b>	<b>15,554</b>	<b>13,711</b>	<b>6,811</b>
<b>081 Theft/Taking of Vehicle and Related offences</b>	<b>13,152</b>	<b>2,064</b>	<b>1,508</b>	<b>1,384</b>	<b>835</b>
0811 Theft/Unauthorised taking of vehicle.	12,463	1,577	1,143	1,044	657
0812 Interfering with vehicle (with intent to steal item or vehicle)	689	487	365	340	178
<b>082 Theft (not vehicle)</b>	<b>58,756</b>	<b>19,560</b>	<b>12,943</b>	<b>11,338</b>	<b>5,500</b>
0821 Theft from person	6,661	1,193	764	707	392
0822 Theft from shop	15,694	12,413	8,823	7,659	3,509
0823 Theft from vehicle	12,963	1,294	683	616	342
0824 Theft/Unauthorised taking of a pedal cycle	2,942	184	77	66	31
0826 Theft of, or interference with mail	86	25	1	1	1
0827 Theft of other property	20,410	4,451	2,595	2,289	1,225
<b>083 Handling Stolen Property</b>	<b>1,533</b>	<b>1,533</b>	<b>1,103</b>	<b>989</b>	<b>476</b>
0831 Handling or possession of stolen property	1,533	1,533	1,103	989	476

		Results of Court Proceedings								
Proved and order made without conviction	Probation of Offenders Act	Appeals allowed	Pending	Acquittals or Dismissals	Withdrawn, Struck out	Nolle Prosequi entered, Charge Withdrawn	Found insane and incapable of pleading on indictment	Adjourned Sine Die or otherwise disposed of	Non Conviction - Other	
11	24	133	1,426	1,014	1,496	14	0	12	166	
8	18	133	1,409	1,009	1,484	11	0	12	165	
0	0	0	1	3	1	0	0	0	0	
1	1	87	1,018	694	492	4	0	11	73	
0	0	1	4	6	6	1	0	0	0	
7	12	25	334	174	433	4	0	1	38	
0	5	20	52	132	552	2	0	0	54	
3	6	0	17	5	12	3	0	0	1	
0	0	0	3	2	3	1	0	0	0	
3	1	0	6	2	1	0	0	0	1	
N/A	N/A	N/A	N/A	N/A	N/A	N/A	N/A	N/A	N/A	
0	0	0	0	0	0	0	0	0	0	
0	5	0	8	1	8	2	0	0	0	
0	0	0	5	1	3	0	0	0	1	
0	0	0	5	1	3	0	0	0	1	
0	0	0	0	0	0	0	0	0	0	
0	4	0	165	11	30	5	0	0	3	
0	4	0	160	10	30	5	0	0	3	
0	0	0	67	3	10	2	0	0	1	
0	0	0	1	0	0	0	0	0	0	
0	4	0	92	7	20	3	0	0	2	
0	0	0	3	0	0	0	0	0	0	
0	0	0	3	0	0	0	0	0	0	
0	0	0	2	1	0	0	0	0	0	
0	0	0	2	1	0	0	0	0	0	
5	24	1	592	46	244	32	0	2	17	
5	24	1	592	46	244	32	0	2	17	
0	0	0	14	0	1	4	0	0	0	
5	23	1	537	36	224	27	0	2	14	
0	1	0	41	10	19	1	0	0	3	
275	1,009	11	3,528	419	1,381	53	0	12	212	
8	22	2	311	42	135	5	0	3	21	
4	13	2	226	30	93	5	0	3	11	
4	9	0	85	12	42	0	0	0	10	
264	965	7	2,925	322	1,124	45	0	9	177	
4	10	0	204	19	65	2	0	0	11	
236	823	5	2,033	213	699	6	0	1	134	
2	17	0	170	17	60	1	0	0	7	
1	5	0	12	4	12	0	0	1	0	
0	0	0	0	0	0	0	0	0	0	
21	110	2	506	69	288	36	0	7	25	
3	22	2	292	55	122	3	0	0	14	
3	22	2	292	55	122	3	0	0	14	

Appendix I.1a More detailed version of Table 1.1a, continued

	Recorded	Detected	With relevant proceedings	Court proceedings commenced	Conviction
<b>09 Fraud, deception and Related Offences</b>	<b>4,147</b>	<b>2,667</b>	<b>1,954</b>	<b>1,703</b>	<b>938</b>
<b>091 Fraud, Forgery and False Instrument Offences</b>	<b>3,796</b>	<b>2,494</b>	<b>1,848</b>	<b>1,610</b>	<b>882</b>
0911 Fraud, deception, false pretence offences	2,299	1,312	951	832	477
0912 Forging an instrument to defraud	1,333	1,043	778	678	336
0913 Possession of an article for use in fraud, deception or extortion	118	94	75	58	32
0914 Falsification of accounts	8	7	7	7	6
0915 Offences under the Companies Act	38	38	37	35	31
0916 Offences under the Investment Intermediaries Act	0	0	0	0	0
0917 Offences under the Stock Exchange Act	0	0	0	0	0
<b>092 Other fraud</b>	<b>84</b>	<b>76</b>	<b>40</b>	<b>38</b>	<b>23</b>
0921 Money laundering	15	14	2	2	2
0922 Embezzlement	47	42	20	19	8
0923 Fraud against the European Union	0	0	0	0	0
0924 Importation/Sale/Supply of tobacco offences	22	20	18	17	13
<b>093 Counterfeiting Currency and Related Offences</b>	<b>261</b>	<b>92</b>	<b>64</b>	<b>53</b>	<b>33</b>
0931 Counterfeiting notes and coins	261	92	64	53	33
<b>094 Corruption</b>	<b>6</b>	<b>5</b>	<b>2</b>	<b>2</b>	<b>0</b>
0941 Corruption (involving public office holder)	6	5	2	2	0
<b>10 Controlled Drug Offences</b>	<b>9,258</b>	<b>8,737</b>	<b>5,324</b>	<b>4,384</b>	<b>2,727</b>
<b>101 Importation / Manufacture of Drugs</b>	<b>108</b>	<b>102</b>	<b>74</b>	<b>62</b>	<b>49</b>
1011 Importation of drugs	36	30	24	21	16
1012 Cultivation or manufacture of drugs	72	72	50	41	33
<b>102 Possession of Drugs</b>	<b>8,774</b>	<b>8,273</b>	<b>4,991</b>	<b>4,105</b>	<b>2,572</b>
1021 Possession of drugs for sale or supply	2,322	2,322	1,715	1,503	1,005
1022 Possession of drugs for personal use	6,452	5,951	3,276	2,602	1,567
<b>103 Other Drug Offences</b>	<b>376</b>	<b>362</b>	<b>259</b>	<b>217</b>	<b>106</b>
1031 Forged or altered prescription offences	74	74	51	43	19
1032 Obstruction under the Drugs Act	302	288	208	174	87
<b>11 Weapons and Explosives Offences</b>	<b>1,919</b>	<b>1,651</b>	<b>1,087</b>	<b>967</b>	<b>528</b>
<b>111 Explosives, Chemical Weapons Offences</b>	<b>52</b>	<b>43</b>	<b>9</b>	<b>9</b>	<b>6</b>
1111 Causing an explosion	1	0	0	0	0
1112 Making of explosives	1	1	0	0	0
1113 Possession of explosives	50	42	9	9	6
1114 Chemical weapons offences	0	0	0	0	0
<b>112 Firearms Offences</b>	<b>584</b>	<b>371</b>	<b>201</b>	<b>178</b>	<b>111</b>
1121 Discharging a firearm	211	72	41	34	16
1122 Possession of a firearm	373	299	160	144	95
<b>113 Offensive Weapons Offences (NEC)</b>	<b>1,283</b>	<b>1,237</b>	<b>877</b>	<b>780</b>	<b>411</b>
1131 Possession of offensive weapons (not firearms)	1,283	1,237	877	780	411
<b>114 Fireworks Offences</b>	<b>N/A</b>	<b>N/A</b>	<b>N/A</b>	<b>N/A</b>	<b>N/A</b>
1141 Fireworks Offences (for sale, igniting etc.)	N/A	N/A	N/A	N/A	N/A
<b>12 Damage to Property and to the Environment</b>	<b>34,035</b>	<b>7,217</b>	<b>4,453</b>	<b>3,955</b>	<b>2,035</b>
<b>121 Criminal Damage</b>	<b>33,948</b>	<b>7,149</b>	<b>4,399</b>	<b>3,918</b>	<b>2,010</b>
1211 Arson	1,419	245	147	135	78
1212 Criminal damage (not arson)	32,529	6,904	4,252	3,783	1,932
<b>122 Environmental Damage</b>	<b>87</b>	<b>68</b>	<b>54</b>	<b>37</b>	<b>25</b>
1221 Litter offences	87	68	54	37	25

Results of Court Proceedings										
Proved and order made without conviction	Probation of Offenders Act	Appeals allowed	Pending	Acquittals or Dismissals	Withdrawn, Struck out	Nolle Prosequi entered, Charge Withdrawn	Found insane and incapable of pleading on indictment	Adjourned Sine Die or otherwise disposed of	Non Conviction - Other	
<b>10</b>	<b>49</b>	<b>1</b>	<b>496</b>	<b>65</b>	<b>109</b>	<b>17</b>	<b>0</b>	<b>2</b>	<b>16</b>	
<b>10</b>	<b>45</b>	<b>1</b>	<b>468</b>	<b>63</b>	<b>106</b>	<b>17</b>	<b>0</b>	<b>2</b>	<b>16</b>	
6	21	1	223	48	34	14	0	1	7	
3	20	0	233	14	60	2	0	1	9	
1	4	0	8	1	12	0	0	0	0	
0	0	0	0	0	0	1	0	0	0	
0	0	0	4	0	0	0	0	0	0	
0	0	0	0	0	0	0	0	0	0	
0	0	0	0	0	0	0	0	0	0	
<b>0</b>	<b>2</b>	<b>0</b>	<b>12</b>	<b>0</b>	<b>1</b>	<b>0</b>	<b>0</b>	<b>0</b>	<b>0</b>	
0	0	0	0	0	0	0	0	0	0	
0	1	0	10	0	0	0	0	0	0	
0	0	0	0	0	0	0	0	0	0	
0	1	0	2	0	1	0	0	0	0	
<b>0</b>	<b>2</b>	<b>0</b>	<b>14</b>	<b>2</b>	<b>2</b>	<b>0</b>	<b>0</b>	<b>0</b>	<b>0</b>	
0	2	0	14	2	2	0	0	0	0	
<b>0</b>	<b>0</b>	<b>0</b>	<b>2</b>	<b>0</b>	<b>0</b>	<b>0</b>	<b>0</b>	<b>0</b>	<b>0</b>	
0	0	0	2	0	0	0	0	0	0	
<b>99</b>	<b>150</b>	<b>14</b>	<b>671</b>	<b>134</b>	<b>512</b>	<b>17</b>	<b>0</b>	<b>2</b>	<b>58</b>	
<b>1</b>	<b>1</b>	<b>0</b>	<b>5</b>	<b>1</b>	<b>4</b>	<b>0</b>	<b>0</b>	<b>0</b>	<b>1</b>	
0	0	0	4	1	0	0	0	0	0	
1	1	0	1	0	4	0	0	0	1	
<b>98</b>	<b>142</b>	<b>13</b>	<b>616</b>	<b>116</b>	<b>474</b>	<b>17</b>	<b>0</b>	<b>2</b>	<b>55</b>	
9	14	1	304	31	105	13	0	1	20	
89	128	12	312	85	369	4	0	1	35	
<b>0</b>	<b>7</b>	<b>1</b>	<b>50</b>	<b>17</b>	<b>34</b>	<b>0</b>	<b>0</b>	<b>0</b>	<b>2</b>	
0	3	1	16	3	1	0	0	0	0	
0	4	0	34	14	33	0	0	0	2	
<b>3</b>	<b>36</b>	<b>2</b>	<b>214</b>	<b>53</b>	<b>103</b>	<b>7</b>	<b>0</b>	<b>1</b>	<b>20</b>	
<b>0</b>	<b>0</b>	<b>0</b>	<b>0</b>	<b>2</b>	<b>0</b>	<b>0</b>	<b>0</b>	<b>0</b>	<b>1</b>	
0	0	0	0	0	0	0	0	0	0	
0	0	0	0	0	0	0	0	0	0	
				2	0				1	
0	0	0	0	0	0	0	0	0	0	
<b>2</b>	<b>7</b>	<b>1</b>	<b>28</b>	<b>6</b>	<b>12</b>	<b>6</b>	<b>0</b>	<b>1</b>	<b>4</b>	
0	1	0	10	2	3	1	0	1	0	
2	6	1	18	4	9	5	0	0	4	
<b>1</b>	<b>29</b>	<b>1</b>	<b>186</b>	<b>45</b>	<b>91</b>	<b>1</b>	<b>0</b>	<b>0</b>	<b>15</b>	
1	29	1	186	45	91	1	0	0	15	
<b>N/A</b>	<b>N/A</b>	<b>N/A</b>	<b>N/A</b>	<b>N/A</b>	<b>N/A</b>	<b>N/A</b>	<b>N/A</b>	<b>N/A</b>	<b>N/A</b>	
<b>N/A</b>	<b>N/A</b>	<b>N/A</b>	<b>N/A</b>	<b>N/A</b>	<b>N/A</b>	<b>N/A</b>	<b>N/A</b>	<b>N/A</b>	<b>N/A</b>	
<b>54</b>	<b>184</b>	<b>4</b>	<b>790</b>	<b>188</b>	<b>632</b>	<b>9</b>	<b>0</b>	<b>4</b>	<b>55</b>	
<b>53</b>	<b>184</b>	<b>4</b>	<b>785</b>	<b>188</b>	<b>627</b>	<b>9</b>	<b>0</b>	<b>4</b>	<b>54</b>	
3	2	1	31	3	11	4	0	0	2	
50	182	3	754	185	616	5	0	4	52	
<b>1</b>	<b>0</b>	<b>0</b>	<b>5</b>	<b>0</b>	<b>5</b>	<b>0</b>	<b>0</b>	<b>0</b>	<b>1</b>	
1	0	0	5	0	5	0	0	0	1	

Appendix I.1a More detailed version of Table 1.1a, continued

	Recorded	Detected	With relevant proceedings	Court proceedings commenced	Conviction
<b>13 Public Order and other Social Code Offences</b>	<b>45,166</b>	<b>40,731</b>	<b>27,591</b>	<b>23,126</b>	<b>12,965</b>
<b>131 Disorderly Conduct</b>	<b>37,673</b>	<b>35,933</b>	<b>24,533</b>	<b>20,472</b>	<b>11,533</b>
1311 Affray/Riot/Violent disorder	65	57	43	40	19
1312 Public order offences	25,669	24,338	17,173	14,444	8,132
1313 Drunkenness offences	11,922	11,525	7,311	5,982	3,378
1314 Air rage - disruptive or drunken behaviour on aircraft	17	13	6	6	4
<b>132 Trespass Offences</b>	<b>1,438</b>	<b>1,248</b>	<b>739</b>	<b>668</b>	<b>262</b>
1321 Forcible entry and occupation (not burglary)	15	5	0	0	0
1322 Trespass on lands or enclosed areas	1,423	1,243	739	668	262
<b>133 Liquor Licensing Offences</b>	<b>4,363</b>	<b>2,025</b>	<b>1,177</b>	<b>1,044</b>	<b>796</b>
1331 Liquor licensing offences	4,334	2,019	1,174	1,041	796
1332 Registered clubs offences	29	6	3	3	0
1333 Special restaurant offences	0	0	0	0	0
<b>134 Prostitution Offences</b>	<b>189</b>	<b>177</b>	<b>157</b>	<b>147</b>	<b>45</b>
1341 Brothel keeping	6	3	2	1	0
1342 Organisation of prostitution	122	115	100	93	30
1343 Prostitution, including soliciting etc.	61	59	55	53	15
<b>135 Regulated Betting/Money, Collection/Trading Offences</b>	<b>303</b>	<b>288</b>	<b>198</b>	<b>137</b>	<b>70</b>
1351 Offences under the Betting Acts	9	6	3	3	3
1352 Collecting money without permit, unauthorised collection	18	14	5	3	1
1353 Offences under Gaming and Lotteries Acts	7	5	5	4	3
1354 Permit/License offences for casual/street trading	269	263	185	127	63
<b>136 Social Code Offences (NEC)</b>	<b>1,200</b>	<b>1,060</b>	<b>787</b>	<b>658</b>	<b>259</b>
1361 Bestiality	0	0	0	0	0
1362 Indecency	233	104	56	49	25
1363 Allowing a child (under 16 years) to beg	6	4	2	2	1
1364 Bigamy	0	0	0	0	0
1365 Begging	961	952	729	607	233
<b>14 Road and Traffic Offences (NEC)</b>	<b>202,620</b>	<b>201,054</b>	<b>76,965</b>	<b>26,657</b>	<b>14,072</b>
<b>141 Driving Licence/Insurance Offences</b>	<b>16,181</b>	<b>15,980</b>	<b>14,419</b>	<b>10,297</b>	<b>5,691</b>
1411 Driving licence-failure to have, produce, etc.	1,294	1,257	963	668	350
1412 Insurance-failure to have, produce, display, etc.	14,887	14,723	13,456	9,629	5,341
<b>142 Tax/Registration Offences</b>	<b>53,801</b>	<b>53,702</b>	<b>17,299</b>	<b>2,334</b>	<b>1,272</b>
1421 No tax, non-display of tax, unregistered vehicle etc.	53,790	53,692	17,290	2,327	1,269
1422 Misuse of Trade Licence	11	10	9	7	3
<b>143 Roadworthiness/Regulatory Offences</b>	<b>131,401</b>	<b>130,181</b>	<b>44,321</b>	<b>13,356</b>	<b>6,674</b>
1431 Misuse of trailers, weight and other offences	489	476	418	302	168
1432 Obstruction under Road Traffic Acts	163	91	70	46	25
1433 Other road offences	130,749	129,614	43,833	13,008	6,481
<b>144 Road Transport/Public Service Vehicles Offences</b>	<b>1,237</b>	<b>1,191</b>	<b>926</b>	<b>670</b>	<b>435</b>
1441 Road Transport - carriage of goods offences	779	762	581	405	235
1442 Public Service Vehicle offences	458	429	345	265	200
1443 Light rail offences (Luas)	N/A	N/A	N/A	N/A	N/A



Results of Court Proceedings									
Proved and order made without conviction	Probation of Offenders Act	Appeals allowed	Pending	Acquittals or Dismissals	Withdrawn, Struck out	Nolle Prosequi entered, Charge Withdrawn	Found insane and incapable of pleading on indictment	Adjourned Sine Die or otherwise disposed of	Non Conviction - Other
<b>579</b>	<b>1,854</b>	<b>33</b>	<b>3,867</b>	<b>857</b>	<b>2,491</b>	<b>9</b>	<b>0</b>	<b>9</b>	<b>462</b>
<b>558</b>	<b>1,729</b>	<b>31</b>	<b>3,268</b>	<b>754</b>	<b>2,159</b>	<b>8</b>	<b>0</b>	<b>9</b>	<b>423</b>
0	1	0	14	1	5	0	0	0	0
448	1,144	27	2,296	575	1,534	3	0	8	277
109	584	4	958	178	619	5	0	1	146
1	0	0	0	0	1	0	0	0	0
<b>5</b>	<b>19</b>	<b>1</b>	<b>207</b>	<b>46</b>	<b>117</b>	<b>0</b>	<b>0</b>	<b>0</b>	<b>11</b>
0	0	0	0	0	0	0	0	0	0
5	19	1	207	46	117	0	0	0	11
<b>5</b>	<b>13</b>	<b>0</b>	<b>49</b>	<b>39</b>	<b>131</b>	<b>1</b>	<b>0</b>	<b>0</b>	<b>10</b>
5	12	0	48	39	130	1	0	0	10
0	1	0	1	0	1	0	0	0	0
0	0	0	0	0	0	0	0	0	0
<b>2</b>	<b>37</b>	<b>0</b>	<b>50</b>	<b>3</b>	<b>5</b>	<b>0</b>	<b>0</b>	<b>0</b>	<b>5</b>
0	1	0	0	0	0	0	0	0	0
2	22	0	29	2	4	0	0	0	4
0	14	0	21	1	1	0	0	0	1
<b>6</b>	<b>15</b>	<b>0</b>	<b>26</b>	<b>5</b>	<b>13</b>	<b>0</b>	<b>0</b>	<b>0</b>	<b>2</b>
0	0	0	0	0	0	0	0	0	0
1	0	0	0	0	1	0	0	0	0
0	0	0	0	1	0	0	0	0	0
5	15	0	26	4	12	0	0	0	2
<b>3</b>	<b>41</b>	<b>1</b>	<b>267</b>	<b>10</b>	<b>66</b>	<b>0</b>	<b>0</b>	<b>0</b>	<b>11</b>
0	0	0	0	0	0	0	0	0	0
0	3	0	10	2	9	0	0	0	0
0	0	0	1	0	0	0	0	0	0
0	0	0	0	0	0	0	0	0	0
3	38	1	256	8	57	0	0	0	11
<b>57</b>	<b>254</b>	<b>182</b>	<b>1,802</b>	<b>1,474</b>	<b>7,711</b>	<b>6</b>	<b>0</b>	<b>4</b>	<b>1,095</b>
<b>21</b>	<b>70</b>	<b>91</b>	<b>807</b>	<b>496</b>	<b>2,800</b>	<b>0</b>	<b>0</b>	<b>2</b>	<b>319</b>
2	16	2	43	27	195	0	0	0	33
19	54	89	764	469	2,605	0	0	2	286
<b>5</b>	<b>37</b>	<b>5</b>	<b>77</b>	<b>132</b>	<b>712</b>	<b>0</b>	<b>0</b>	<b>0</b>	<b>94</b>
5	37	5	77	131	709	0	0	0	94
0	0	0	0	1	3	0	0	0	0
<b>30</b>	<b>140</b>	<b>81</b>	<b>887</b>	<b>809</b>	<b>4,054</b>	<b>6</b>	<b>0</b>	<b>2</b>	<b>673</b>
1	2	0	12	16	94	0	0	0	9
0	1	1	3	2	13	0	0	0	1
29	137	80	872	791	3,947	6	0	2	663
<b>1</b>	<b>7</b>	<b>5</b>	<b>31</b>	<b>37</b>	<b>145</b>	<b>0</b>	<b>0</b>	<b>0</b>	<b>9</b>
0	1	3	20	24	115	0	0	0	7
1	6	2	11	13	30	0	0	0	2
N/A	N/A	N/A	N/A	N/A	N/A	N/A	N/A	N/A	N/A

Appendix I.1a More detailed version of Table 1.1a, continued

	Recorded	Detected	With relevant proceedings	Court proceedings commenced	Conviction
<b>15 Offences against Government, Justice Procedures and Organisation of Crime</b>	<b>6,837</b>	<b>6,735</b>	<b>4,295</b>	<b>3,715</b>	<b>1,662</b>
<b>151 Offences Against Government and its agents</b>	<b>200</b>	<b>155</b>	<b>53</b>	<b>52</b>	<b>20</b>
1511 Treason	0	0	0	0	0
1512 Breaches of Offences against the State Acts	70	50	11	11	5
1513 Breaches of Official Secrets Act	1	1	1	1	0
1514 Impersonating member of An Garda Síochána	4	2	1	1	0
1515 Electoral offences including personation	0	0	0	0	0
1516 Public mischief-annoying phone calls and wasting police time	112	89	35	35	12
1517 Criminal Assets Bureau offences	1	1	1	1	1
1518 Non compliance with Garda direction	12	12	4	3	2
<b>152 Organisation of Crime and Conspiracy to Commit Crime</b>	<b>11</b>	<b>5</b>	<b>0</b>	<b>0</b>	<b>0</b>
1521 Criminal organisation offences (organised crime)	N/A	N/A	N/A	N/A	N/A
1522 Conspiracy to commit a crime	11	5	0	0	0
<b>153 Perverting the Course of justice</b>	<b>248</b>	<b>213</b>	<b>10</b>	<b>8</b>	<b>4</b>
1531 Perjury	2	2	0	0	0
1532 Interfering with a jury (embracery)	1	1	1	1	1
1533 Assisting offenders	0	0	0	0	0
1534 Public mischief, pervert course of justice, conceal offence	245	210	9	7	3
<b>154 Offences while in Custody and Related offences</b>	<b>106</b>	<b>90</b>	<b>31</b>	<b>28</b>	<b>14</b>
1541 Escape or help to escape from custody	106	90	31	28	14
1542 Prison offences	N/A	N/A	N/A	N/A	N/A
<b>155 Breach of Justice/Court Order</b>	<b>6,272</b>	<b>6,272</b>	<b>4,201</b>	<b>3,627</b>	<b>1,624</b>
1551 Breach of Domestic Violence Order (protection, safety, barring)	1,426	1,426	1,258	1,170	427
1552 Breach of bail	2,951	2,951	2,316	1,950	938
1553 Failure to comply under Sex Offenders Act	0	0	0	0	0
1554 Breach of Order under Family Law Act	53	53	2	0	0
1555 Other failure to comply with court order, jury summons, warrant etc.	1,842	1,842	625	507	259
<b>16 Offences Not Elsewhere Classified</b>	<b>1,759</b>	<b>1,223</b>	<b>736</b>	<b>628</b>	<b>287</b>
<b>161 Importation/Control/Welfare of Animals offences</b>	<b>755</b>	<b>337</b>	<b>254</b>	<b>220</b>	<b>139</b>
1611 Illegal importation of animals	35	35	34	32	11
1612 Control of horses offences	113	22	14	12	7
1613 Dog ownership offences (licence, control etc)	341	126	77	64	46
1614 Offences against animals	266	154	129	112	75
<b>162 Fisheries/Maritime Offences</b>	<b>55</b>	<b>51</b>	<b>19</b>	<b>7</b>	<b>4</b>
1621 Breaches of EU fishing quota and related EU regulation	55	51	19	7	4
1622 Merchant shipping/Maritime safety offences	N/A	N/A	N/A	N/A	N/A
<b>163 Use of Data, Electronic Counterfeit and Broadcasting</b>	<b>59</b>	<b>46</b>	<b>15</b>	<b>7</b>	<b>3</b>
1631 Unauthorised accessing of data	10	5	5	0	0
1632 Recording, possession or distribution of counterfeit material	30	27	0	0	0
1633 Unauthorised broadcasting and illegal signal reception	19	14	10	7	3
<b>164 Miscellaneous Offences</b>	<b>890</b>	<b>789</b>	<b>448</b>	<b>394</b>	<b>141</b>
1641 Abortion	0	0	0	0	0
1642 Procuring or assisting in abortion	0	0	0	0	0
1643 Concealment of birth	0	0	0	0	0
1644 Destroying / Disposing of a dead body	0	0	0	0	0
1645 Pawnbroking offences	0	0	0	0	0
1646 Offences in connection with rail travel	40	34	15	12	3
1647 Employment permit offences (relating to non-Irish national)	21	21	15	9	5
1648 Immigration offences/carrier liability	829	734	418	373	133

		Results of Court Proceedings								
Proved and order made without conviction	Probation of Offenders Act	Appeals allowed	Pending	Acquittals or Dismissals	Withdrawn, Struck out	Nolle Prosequi entered, Charge Withdrawn	Found insane and incapable of pleading on indictment	Adjourned Sine Die or otherwise disposed of	Non Conviction - Other	
<b>26</b>	<b>76</b>	<b>12</b>	<b>1,074</b>	<b>210</b>	<b>580</b>	<b>5</b>	<b>0</b>	<b>8</b>	<b>62</b>	
<b>0</b>	<b>4</b>	<b>1</b>	<b>17</b>	<b>1</b>	<b>7</b>	<b>1</b>	<b>0</b>	<b>0</b>	<b>1</b>	
0	0	0	0	0	0	0	0	0	0	
0	0	0	6	0	0	0	0	0	0	
0	0	0	0	0	0	1	0	0	0	
0	0	0	0	0	1	0	0	0	0	
0	0	0	0	0	0	0	0	0	0	
0	4	1	11	1	5	0	0	0	1	
0	0	0	0	0	0	0	0	0	0	
0	0	0	0	0	1	0	0	0	0	
<b>0</b>	<b>0</b>	<b>0</b>	<b>0</b>	<b>0</b>	<b>0</b>	<b>0</b>	<b>0</b>	<b>0</b>	<b>0</b>	
N/A	N/A	N/A	N/A	N/A	N/A	N/A	N/A	N/A	N/A	
0	0	0	0	0	0	0	0	0	0	
<b>0</b>	<b>0</b>	<b>0</b>	<b>2</b>	<b>1</b>	<b>1</b>	<b>0</b>	<b>0</b>	<b>0</b>	<b>0</b>	
0	0	0	0	0	0	0	0	0	0	
0	0	0	0	0	0	0	0	0	0	
0	0	0	0	0	0	0	0	0	0	
0	0	0	2	1	1	0	0	0	0	
<b>2</b>	<b>0</b>	<b>0</b>	<b>4</b>	<b>1</b>	<b>7</b>	<b>0</b>	<b>0</b>	<b>0</b>	<b>0</b>	
2	0	0	4	1	7	0	0	0	0	
N/A	N/A	N/A	N/A	N/A	N/A	N/A	N/A	N/A	N/A	
<b>24</b>	<b>72</b>	<b>11</b>	<b>1,051</b>	<b>207</b>	<b>565</b>	<b>4</b>	<b>0</b>	<b>8</b>	<b>61</b>	
10	27	9	188	124	358	1	0	8	18	
12	39	2	704	64	161	2	0	0	28	
0	0	0	0	0	0	0	0	0	0	
0	0	0	0	0	0	0	0	0	0	
2	6	0	159	19	46	1	0	0	15	
<b>4</b>	<b>40</b>	<b>1</b>	<b>123</b>	<b>44</b>	<b>117</b>	<b>4</b>	<b>0</b>	<b>1</b>	<b>7</b>	
<b>2</b>	<b>7</b>	<b>1</b>	<b>16</b>	<b>13</b>	<b>39</b>	<b>2</b>	<b>0</b>	<b>1</b>	<b>0</b>	
0	0	0	1	1	18	1	0	0	0	
0	0	1	1	1	2	0	0	0	0	
1	2	0	4	2	8	0	0	1	0	
1	5	0	10	9	11	1	0	0	0	
<b>0</b>	<b>0</b>	<b>0</b>	<b>2</b>	<b>1</b>	<b>0</b>	<b>0</b>	<b>0</b>	<b>0</b>	<b>0</b>	
0	0	0	2	1	0	0	0	0	0	
N/A	N/A	N/A	N/A	N/A	N/A	N/A	N/A	N/A	N/A	
<b>0</b>	<b>0</b>	<b>0</b>	<b>2</b>	<b>1</b>	<b>1</b>	<b>0</b>	<b>0</b>	<b>0</b>	<b>0</b>	
0	0	0	0	0	0	0	0	0	0	
0	0	0	0	0	0	0	0	0	0	
0	0	0	0	0	0	0	0	0	0	
0	0	0	0	0	0	0	0	0	0	
0	0	0	0	0	0	0	0	0	0	
0	0	0	0	0	0	0	0	0	0	
0	2	0	2	3	2	0	0	0	0	
0	0	0	1	2	0	0	0	0	1	
2	31	0	100	24	75	2	0	0	6	

**Appendix I.1b More detailed version of Table 1.1b**

	Recorded	Detected	With relevant proceedings	Court proceedings commenced	Conviction
<b>01 Homicide Offences</b>	<b>97</b>	<b>92</b>	<b>82</b>	<b>71</b>	<b>51</b>
<b>011 Murder/Manslaughter/Infanticide</b>	<b>45</b>	<b>40</b>	<b>34</b>	<b>31</b>	<b>25</b>
0111 Murder	31	26	21	18	15
0112 Manslaughter	14	14	13	13	10
0113 Infanticide	0	0	0	0	0
<b>012 Dangerous Driving Leading to Death</b>	<b>52</b>	<b>52</b>	<b>48</b>	<b>40</b>	<b>26</b>
0121 Manslaughter (traffic fatality)	1	1	1	1	1
0122 Dangerous driving causing death	51	51	47	39	25
<b>02 Sexual Offences</b>	<b>1,754</b>	<b>979</b>	<b>634</b>	<b>488</b>	<b>230</b>
<b>021 Rape and Sexual Assault</b>	<b>1,674</b>	<b>919</b>	<b>593</b>	<b>449</b>	<b>208</b>
0211 Rape of a male or female	410	166	73	61	27
0212 Defilement of a boy or girl less than 17 years old	137	80	47	26	7
0213 Sexual offence involving mentally impaired person	13	6	2	1	0
0214 Aggravated sexual assault	14	3	3	3	2
0215 Sexual assault (not aggravated)	1,100	664	468	358	172
<b>022 Other Sexual Offences</b>	<b>80</b>	<b>60</b>	<b>41</b>	<b>39</b>	<b>22</b>
0221 Incest	6	6	0	0	0
0222 Child pornography offences	62	44	39	38	21
0223 Child pornography - obstruction of warrant	0	0	0	0	0
0224 Gross indecency	12	10	2	1	1
<b>03 Attempts/Threats to Murder, Assaults, Harassments and Related offences</b>	<b>13,281</b>	<b>8,375</b>	<b>6,080</b>	<b>5,168</b>	<b>2,219</b>
<b>031 Attempts/Threats to Murder</b>	<b>49</b>	<b>36</b>	<b>27</b>	<b>26</b>	<b>11</b>
0311 Murder-attempt	1	0	0	0	0
0312 Murder-threat	48	36	27	26	11
<b>032 Assaults</b>	<b>12,257</b>	<b>7,898</b>	<b>5,820</b>	<b>4,964</b>	<b>2,110</b>
0321 Assault causing harm	3,893	2,613	2,047	1,774	825
0322 Poisoning	2	0	0	0	0
0323 Assault or obstruction of Garda/official, resisting arrest	203	194	147	129	77
0324 Minor assault	8,159	5,091	3,626	3,061	1,208
<b>033 Harassment and Related Offences</b>	<b>975</b>	<b>441</b>	<b>233</b>	<b>178</b>	<b>98</b>
0331 Harassment, stalking, threats	374	244	144	109	57
0332 Coercion	9	5	4	0	0
0333 Menacing phone calls	566	178	79	63	38
0334 Incitement to hatred offences	20	13	6	6	3
0335 Demanding payment of debt causing alarm	6	1	0	0	0

Results of Court Proceedings										
Proved and order made without conviction	Probation of Offenders Act	Appeals allowed	Pending	Acquittals or Dismissals	Withdrawn, Struck out	Nolle Prosequi entered, Charge Withdrawn	Found insane and incapable of pleading on indictment	Adjourned Sine Die or otherwise disposed of	Non Conviction - Other	
0	0	0	8	8	4	0	0	0	0	0
0	0	0	2	3	1	0	0	0	0	0
0	0	0	2	0	1	0	0	0	0	0
0	0	0	0	3	0	0	0	0	0	0
0	0	0	0	0	0	0	0	0	0	0
0	0	0	6	5	3	0	0	0	0	0
0	0	0	0	0	0	0	0	0	0	0
0	0	0	6	5	3	0	0	0	0	0
1	4	2	174	15	25	9	0	0	0	28
1	3	2	160	15	23	9	0	0	0	28
0	0	1	25	1	3	3	0	0	0	1
0	0	0	7	0	12	0	0	0	0	0
0	0	0	1	0	0	0	0	0	0	0
0	0	0	1	0	0	0	0	0	0	0
1	3	1	126	14	8	6	0	0	0	27
0	1	0	14	0	2	0	0	0	0	0
0	0	0	0	0	0	0	0	0	0	0
0	1	0	14	0	2	0	0	0	0	0
0	0	0	0	0	0	0	0	0	0	0
0	0	0	0	0	0	0	0	0	0	0
58	189	21	929	439	1180	54	0	5	74	
0	0	0	4	0	8	2	0	0	1	
0	0	0	0	0	0	0	0	0	0	
0	0	0	4	0	8	2	0	0	1	
56	183	21	894	430	1151	43	0	5	71	
15	47	5	356	126	343	34	0	2	21	
0	0	0	0	0	0	0	0	0	0	
0	3	0	28	0	15	2	0	0	4	
41	133	16	510	304	793	7	0	3	46	
2	6	0	31	9	21	9	0	0	2	
1	3	0	24	7	16	0	0	0	1	
0	0	0	0	0	0	0	0	0	0	
1	3	0	6	2	3	9	0	0	1	
0	0	0	1	0	2	0	0	0	0	
0	0	0	0	0	0	0	0	0	0	

Appendix I.1b More detailed version of Table 1.1b, continued

	Recorded	Detected	With relevant proceedings	Court proceedings commenced	Conviction
<b>04 Dangerous or Negligent Acts</b>	<b>210,048</b>	<b>208,560</b>	<b>46,361</b>	<b>14,523</b>	<b>9,922</b>
<b>041 Dangerous or Negligent Operation of a Vehicle</b>	<b>209,636</b>	<b>208,285</b>	<b>46,232</b>	<b>14,414</b>	<b>9,876</b>
0411 Dangerous driving causing serious bodily harm	29	29	28	23	10
0412 Driving/In charge of a vehicle while over legal alcohol limit	12,169	11,521	10,405	9,355	7,244
0413 Driving/In charge of a vehicle under the influence of drugs	77	77	51	44	32
0414 Dangerous/careless driving and motorway offences	4,884	4,209	3,476	2,866	1,958
0415 Speeding	192,477	192,449	32,272	2,126	632
<b>042 Other Dangerous or Negligent Acts</b>	<b>412</b>	<b>275</b>	<b>129</b>	<b>109</b>	<b>46</b>
0421 Endangerment with potential for serious harm/death	75	72	53	48	29
0422 Abandoning a child, child neglect and cruelty	195	88	14	14	5
0423 Unseaworthy/Dangerous use of boat or ship	N/A	N/A	N/A	N/A	N/A
0424 False alarm/Interference with aircraft or air transport facilities	19	17	5	5	2
0425 Endangering traffic offences	123	98	57	42	10
<b>05 Kidnapping and Related Offences</b>	<b>75</b>	<b>40</b>	<b>24</b>	<b>24</b>	<b>11</b>
<b>051 False Imprisonment, Abduction</b>	<b>75</b>	<b>40</b>	<b>24</b>	<b>24</b>	<b>11</b>
0511 False Imprisonment	45	34	21	21	10
0512 Abduction of person under 16 years of age	30	6	3	3	1
<b>06 Robbery, Extortion and highjacking offences</b>	<b>2,715</b>	<b>998</b>	<b>745</b>	<b>698</b>	<b>479</b>
<b>061 Robbery</b>	<b>2,615</b>	<b>964</b>	<b>720</b>	<b>674</b>	<b>463</b>
0611 Robbery of an establishment or institution	1,076	449	363	345	249
0612 Robbery of cash or goods in transit	61	13	11	10	7
0613 Robbery from the person	1,478	502	346	319	207
<b>062 Extortion offences</b>	<b>15</b>	<b>7</b>	<b>4</b>	<b>4</b>	<b>0</b>
0621 Blackmail or extortion	15	7	4	4	0
<b>063 Hijacking Offences</b>	<b>85</b>	<b>27</b>	<b>21</b>	<b>20</b>	<b>16</b>
0631 Carjacking, highjacking/unlawful seizure of aircraft/vessel	85	27	21	20	16
<b>07 Burglary and Related offences</b>	<b>24,914</b>	<b>4,256</b>	<b>2,784</b>	<b>2,469</b>	<b>1,644</b>
<b>071 Burglary</b>	<b>24,914</b>	<b>4,256</b>	<b>2,784</b>	<b>2,469</b>	<b>1,644</b>
0711 Aggravated burglary	282	87	67	64	42
0712 Burglary (not aggravated)	24,431	3,973	2,574	2,276	1,532
0713 Possession of an article (with intent to burgle, steal, demand)	201	196	143	129	70
<b>08 Theft and Related Offences</b>	<b>72,205</b>	<b>22,124</b>	<b>14,240</b>	<b>12,277</b>	<b>6,189</b>
<b>081 Theft/Taking of Vehicle and Related offences</b>	<b>14,371</b>	<b>2,276</b>	<b>1,699</b>	<b>1,527</b>	<b>912</b>
0811 Theft/Unauthorised taking of vehicle.	13,527	1,731	1,313	1,172	736
0812 Interfering with vehicle (with intent to steal item or vehicle)	844	545	386	355	176
<b>082 Theft (not vehicle)</b>	<b>56,271</b>	<b>18,285</b>	<b>11,458</b>	<b>9,779</b>	<b>4,780</b>
0821 Theft from person	5,712	1,086	654	598	280
0822 Theft from shop	14,892	11,736	7,844	6,621	3,058
0823 Theft from vehicle	13,217	1,126	617	541	349
0824 Theft/Unauthorised taking of a pedal cycle	2,849	176	58	49	26
0826 Theft of, or interference with mail	118	27	3	2	1
0827 Theft of other property	19,483	4,134	2,282	1,968	1,066
<b>083 Handling Stolen Property</b>	<b>1,563</b>	<b>1,563</b>	<b>1,083</b>	<b>971</b>	<b>497</b>
0831 Handling or possession of stolen property	1,563	1,563	1,083	971	497

Results of Court Proceedings										
Proved and order made without conviction	Probation of Offenders Act	Appeals allowed	Pending	Acquittals or Dismissals	Withdrawn, Struck out	Nolle Prosequi entered, Charge Withdrawn	Found insane and incapable of pleading on indictment	Adjourned Sine Die or otherwise disposed of	Non Conviction - Other	
<b>22</b>	<b>26</b>	<b>113</b>	<b>1,411</b>	<b>1,038</b>	<b>1,800</b>	<b>20</b>	<b>0</b>	<b>0</b>	<b>0</b>	<b>171</b>
<b>21</b>	<b>18</b>	<b>113</b>	<b>1,377</b>	<b>1,031</b>	<b>1,793</b>	<b>19</b>	<b>0</b>	<b>0</b>	<b>0</b>	<b>166</b>
0	0	0	8	4	1	0	0	0	0	0
0	1	73	1,016	569	379	4	0	0	0	69
0	0	2	4	4	1	0	0	0	0	1
16	16	18	307	162	363	3	0	0	0	23
5	1	20	42	292	1,049	12	0	0	0	73
<b>1</b>	<b>8</b>	<b>0</b>	<b>34</b>	<b>7</b>	<b>7</b>	<b>1</b>	<b>0</b>	<b>0</b>	<b>0</b>	<b>5</b>
0	0	0	13	4	1	1	0	0	0	0
0	2	0	3	2	2	0	0	0	0	0
N/A	N/A	N/A	N/A	N/A	N/A	N/A	N/A	N/A	N/A	N/A
0	0	0	2	0	0	0	0	0	0	1
1	6	0	16	1	4	0	0	0	0	4
<b>0</b>	<b>1</b>	<b>0</b>	<b>6</b>	<b>2</b>	<b>1</b>	<b>3</b>	<b>0</b>	<b>0</b>	<b>0</b>	<b>0</b>
<b>0</b>	<b>1</b>	<b>0</b>	<b>6</b>	<b>2</b>	<b>1</b>	<b>3</b>	<b>0</b>	<b>0</b>	<b>0</b>	<b>0</b>
0	0	0	6	2	1	2	0	0	0	0
0	1	0	0	0	0	1	0	0	0	0
<b>1</b>	<b>4</b>	<b>1</b>	<b>152</b>	<b>15</b>	<b>32</b>	<b>9</b>	<b>0</b>	<b>0</b>	<b>0</b>	<b>5</b>
<b>1</b>	<b>4</b>	<b>0</b>	<b>145</b>	<b>15</b>	<b>32</b>	<b>9</b>	<b>0</b>	<b>0</b>	<b>0</b>	<b>5</b>
0	2	0	68	6	13	5	0	0	0	2
0	0	0	2	0	0	0	0	0	0	1
1	2	0	75	9	19	4	0	0	0	2
<b>0</b>	<b>0</b>	<b>1</b>	<b>3</b>	<b>0</b>	<b>0</b>	<b>0</b>	<b>0</b>	<b>0</b>	<b>0</b>	<b>0</b>
0	0	1	3	0	0	0	0	0	0	0
<b>0</b>	<b>0</b>	<b>0</b>	<b>4</b>	<b>0</b>	<b>0</b>	<b>0</b>	<b>0</b>	<b>0</b>	<b>0</b>	<b>0</b>
0	0	0	4	0	0	0	0	0	0	0
<b>5</b>	<b>20</b>	<b>2</b>	<b>551</b>	<b>38</b>	<b>173</b>	<b>15</b>	<b>0</b>	<b>3</b>	<b>0</b>	<b>18</b>
<b>5</b>	<b>20</b>	<b>2</b>	<b>551</b>	<b>38</b>	<b>173</b>	<b>15</b>	<b>0</b>	<b>3</b>	<b>0</b>	<b>18</b>
0	1	0	15	2	3	1	0	0	0	0
5	16	2	501	28	160	13	0	3	0	16
0	3	0	35	8	10	1	0	0	0	2
<b>218</b>	<b>858</b>	<b>6</b>	<b>3,122</b>	<b>344</b>	<b>1,216</b>	<b>30</b>	<b>0</b>	<b>12</b>	<b>0</b>	<b>282</b>
<b>3</b>	<b>24</b>	<b>1</b>	<b>354</b>	<b>55</b>	<b>136</b>	<b>13</b>	<b>0</b>	<b>3</b>	<b>0</b>	<b>26</b>
1	17	1	254	40	92	13	0	2	0	16
2	7	0	100	15	44	0	0	1	0	10
<b>207</b>	<b>804</b>	<b>5</b>	<b>2,531</b>	<b>254</b>	<b>948</b>	<b>13</b>	<b>0</b>	<b>7</b>	<b>0</b>	<b>230</b>
5	8	0	169	27	88	4	0	4	0	13
174	673	5	1,739	156	636	1	0	2	0	177
2	6	0	126	10	40	4	0	0	0	4
0	2	0	11	3	6	0	0	0	0	1
0	0	0	0	0	1	0	0	0	0	0
26	115	0	486	58	177	4	0	1	0	35
<b>8</b>	<b>30</b>	<b>0</b>	<b>237</b>	<b>35</b>	<b>132</b>	<b>4</b>	<b>0</b>	<b>2</b>	<b>0</b>	<b>26</b>
8	30	0	237	35	132	4	0	2	0	26

Appendix I.1b More detailed version of Table 1.1b, continued

	Recorded	Detected	with relevant proceedings	With relevant proceedings	Conviction
<b>09 Fraud, deception and Related Offences</b>	<b>3,668</b>	<b>2,521</b>	<b>1,689</b>	<b>1,428</b>	<b>791</b>
<b>091 Fraud, Forgery and False Instrument Offences</b>	<b>3,291</b>	<b>2,305</b>	<b>1,532</b>	<b>1,298</b>	<b>721</b>
0911 Fraud, deception, false pretence offences	1,852	1,162	754	634	363
0912 Forging an instrument to defraud	1,291	1,014	724	622	326
0913 Possession of an article for use in fraud, deception or extortion	80	65	38	31	21
0914 Falsification of accounts	56	52	11	10	10
0915 Offences under the Companies Act	12	12	5	1	1
0916 Offences under the Investment Intermediaries Act	0	0	0	0	0
0917 Offences under the Stock Exchange Act	0	0	0	0	0
<b>092 Other fraud</b>	<b>110</b>	<b>105</b>	<b>85</b>	<b>63</b>	<b>22</b>
0921 Money laundering	30	30	22	22	14
0922 Embezzlement	60	55	50	28	3
0923 Fraud against the European Union	0	0	0	0	0
0924 Importation/Sale/Supply of tobacco offences	20	20	13	13	5
<b>093 Counterfeiting Currency and Related Offences</b>	<b>264</b>	<b>108</b>	<b>70</b>	<b>65</b>	<b>46</b>
0931 Counterfeiting notes and coins	264	108	70	65	46
<b>094 Corruption</b>	<b>3</b>	<b>3</b>	<b>2</b>	<b>2</b>	<b>2</b>
0941 Corruption (involving public office holder)	3	3	2	2	2
<b>10 Controlled Drug Offences</b>	<b>9,868</b>	<b>9,431</b>	<b>5,798</b>	<b>4,399</b>	<b>2,682</b>
<b>101 Importation / Manufacture of Drugs</b>	<b>74</b>	<b>70</b>	<b>59</b>	<b>51</b>	<b>39</b>
1011 Importation of drugs	36	32	27	26	19
1012 Cultivation or manufacture of drugs	38	38	32	25	20
<b>102 Possession of Drugs</b>	<b>9,334</b>	<b>8,916</b>	<b>5,415</b>	<b>4,059</b>	<b>2,489</b>
1021 Possession of drugs for sale or supply	2,199	2,199	1,654	1,398	909
1022 Possession of drugs for personal use	7,135	6,717	3,761	2,661	1,580
<b>103 Other Drug Offences</b>	<b>460</b>	<b>445</b>	<b>324</b>	<b>289</b>	<b>154</b>
1031 Forged or altered prescription offences	127	127	85	80	48
1032 Obstruction under the Drugs Act	333	318	239	209	106
<b>11 Weapons and Explosives Offences</b>	<b>2,154</b>	<b>1,770</b>	<b>1,179</b>	<b>1,028</b>	<b>533</b>
<b>111 Explosives, Chemical Weapons Offences</b>	<b>65</b>	<b>46</b>	<b>7</b>	<b>6</b>	<b>2</b>
1111 Causing an explosion	4	0	0	0	0
1112 Making of explosives	1	0	0	0	0
1113 Possession of explosives	60	46	7	6	2
1114 Chemical weapons offences	0	0	0	0	0
<b>112 Firearms Offences</b>	<b>665</b>	<b>362</b>	<b>205</b>	<b>169</b>	<b>95</b>
1121 Discharging a firearm	291	71	34	30	16
1122 Possession of a firearm	374	291	171	139	79
<b>113 Offensive Weapons Offences (NEC)</b>	<b>1,424</b>	<b>1,362</b>	<b>967</b>	<b>853</b>	<b>436</b>
1131 Possession of offensive weapons (not firearms)	1,424	1,362	967	853	436
<b>114 Fireworks Offences</b>	<b>N/A</b>	<b>N/A</b>	<b>N/A</b>	<b>N/A</b>	<b>N/A</b>
1141 Fireworks Offences (for sale, igniting etc.)	N/A	N/A	N/A	N/A	N/A
<b>12 Damage to Property and to the Environment</b>	<b>37,047</b>	<b>6,984</b>	<b>4,096</b>	<b>3,619</b>	<b>1,719</b>
<b>121 Criminal Damage</b>	<b>36,941</b>	<b>6,902</b>	<b>4,037</b>	<b>3,569</b>	<b>1,680</b>
1211 Arson	1,506	240	134	125	80
1212 Criminal damage (not arson)	35,435	6,662	3,903	3,444	1,600
<b>122 Environmental Damage</b>	<b>106</b>	<b>82</b>	<b>59</b>	<b>50</b>	<b>39</b>
1221 Litter offences	106	82	59	50	39



Results of Court Proceedings										
Proved and order made without conviction	Probation of Offenders Act	Appeals allowed	Pending	Acquittals or Dismissals	Withdrawn, Struck out	Nolle Prosequi entered, Charge Withdrawn	Found insane and incapable of pleading on indictment	Adjourned Sine Die or otherwise disposed of	Non Conviction - Other	
4	51	1	363	16	186	8	0	1	7	
4	47	1	319	16	176	7	0	1	6	
2	13	0	148	6	95	4	0	1	2	
1	32	1	167	9	80	3	0	0	3	
1	2	0	4	1	1	0	0	0	1	
0	0	0	0	0	0	0	0	0	0	
0	0	0	0	0	0	0	0	0	0	
0	0	0	0	0	0	0	0	0	0	
0	0	0	0	0	0	0	0	0	0	
0	2	0	37	0	0	1	0	0	1	
0	0	0	8	0	0	0	0	0	0	
0	0	0	24	0	0	1	0	0	0	
0	0	0	0	0	0	0	0	0	0	
0	2	0	5	0	0	0	0	0	1	
0	2	0	7	0	10	0	0	0	0	
0	2	0	7	0	10	0	0	0	0	
0	0	0	0	0	0	0	0	0	0	
0	0	0	0	0	0	0	0	0	0	
71	190	4	721	103	566	7	0	2	53	
0	1	0	8	0	1	1	0	0	1	
0	0	0	6	0	0	1	0	0	0	
0	1	0	2	0	1	0	0	0	1	
71	178	4	631	87	543	3	0	1	52	
3	34	3	329	24	73	2	0	0	21	
68	144	1	302	63	470	1	0	1	31	
0	11	0	82	16	22	3	0	1	0	
0	5	0	23	3	1	0	0	0	0	
0	6	0	59	13	21	3	0	1	0	
13	43	3	221	66	131	2	0	2	14	
0	0	0	1	0	3	0	0	0	0	
0	0	0	0	0	0	0	0	0	0	
0	0	0	0	0	0	0	0	0	0	
0	0	0	1	0	3	0	0	0	0	
0	0	0	0	0	0	0	0	0	0	
3	9	0	29	16	15	2	0	0	0	
1	1	0	7	4	1	0	0	0	0	
2	8	0	22	12	14	2	0	0	0	
10	34	3	191	50	113	0	0	2	14	
10	34	3	191	50	113	0	0	2	14	
N/A	N/A	N/A	N/A	N/A	N/A	N/A	N/A	N/A	N/A	
N/A	N/A	N/A	N/A	N/A	N/A	N/A	N/A	N/A	N/A	
33	219	4	788	145	615	11	0	2	83	
33	218	4	785	143	610	11	0	2	83	
0	3	0	27	2	8	2	0	1	2	
33	215	4	758	141	602	9	0	1	81	
0	1	0	3	2	5	0	0	0	0	
0	1	0	3	2	5	0	0	0	0	

Appendix I.1b More detailed version of Table 1.1b, continued

	Recorded	Detected	With relevant proceedings	Court proceedings commenced	Conviction
<b>13 Public Order and other Social Code Offences</b>	<b>47,793</b>	<b>41,095</b>	<b>27,110</b>	<b>22,018</b>	<b>12,262</b>
<b>131 Disorderly Conduct</b>	<b>38,234</b>	<b>36,574</b>	<b>24,474</b>	<b>19,749</b>	<b>11,023</b>
1311 Affray/Riot/Violent disorder	89	71	45	41	29
1312 Public order offences	26,536	25,223	17,396	14,157	7,872
1313 Drunkenness offences	11,584	11,260	7,023	5,542	3,114
1314 Air rage - disruptive or drunken behaviour on aircraft	25	20	10	9	8
<b>132 Trespass Offences</b>	<b>1,565</b>	<b>1,317</b>	<b>741</b>	<b>656</b>	<b>264</b>
1321 Forcible entry and occupation (not burglary)	8	3	2	2	0
1322 Trespass on lands or enclosed areas	1,557	1,314	739	654	264
<b>133 Liquor Licensing Offences</b>	<b>6,687</b>	<b>2,068</b>	<b>1,068</b>	<b>911</b>	<b>704</b>
1331 Liquor licensing offences	6,649	2,054	1,061	904	699
1332 Registered clubs offences	35	13	6	6	4
1333 Special restaurant offences	3	1	1	1	1
<b>134 Prostitution Offences</b>	<b>219</b>	<b>210</b>	<b>189</b>	<b>175</b>	<b>65</b>
1341 Brothel keeping	6	4	2	2	0
1342 Organisation of prostitution	25	24	16	13	5
1343 Prostitution, including soliciting etc.	188	182	171	160	60
<b>135 Regulated Betting/Money, Collection/Trading Offences</b>	<b>317</b>	<b>283</b>	<b>173</b>	<b>136</b>	<b>66</b>
1351 Offences under the Betting Acts	3	3	1	1	0
1352 Collecting money without permit, unauthorised collection	15	13	6	5	2
1353 Offences under Gaming and Lotteries Acts	35	14	6	5	1
1354 Permit/License offences for casual/street trading	264	253	160	125	63
<b>136 Social Code Offences (NEC)</b>	<b>771</b>	<b>643</b>	<b>465</b>	<b>391</b>	<b>140</b>
1361 Bestiality	0	0	0	0	0
1362 Indecency	192	73	46	44	29
1363 Allowing a child (under 16 years) to beg	4	4	3	3	3
1364 Bigamy	0	0	0	0	0
1365 Begging	575	566	416	344	108
<b>14 Road and Traffic Offences (NEC)</b>	<b>185,899</b>	<b>184,103</b>	<b>73,535</b>	<b>29,348</b>	<b>15,220</b>
<b>141 Driving Licence/Insurance Offences</b>	<b>18,471</b>	<b>18,177</b>	<b>16,338</b>	<b>10,798</b>	<b>5,726</b>
1411 Driving licence-failure to have, produce, etc.	1,537	1,451	1,095	700	398
1412 Insurance-failure to have, produce, display, etc.	16,934	16,726	15,243	10,098	5,328
<b>142 Tax/Registration Offences</b>	<b>54,747</b>	<b>54,594</b>	<b>17,664</b>	<b>2,673</b>	<b>1,519</b>
1421 No tax, non-display of tax, unregistered vehicle etc.	54,742	54,589	17,661	2,672	1,518
1422 Misuse of Trade Licence	5	5	3	1	1
<b>143 Roadworthiness/Regulatory Offences</b>	<b>111,244</b>	<b>109,975</b>	<b>38,524</b>	<b>15,101</b>	<b>7,503</b>
1431 Misuse of trailers, weight and other offences	1,010	978	797	523	355
1432 Obstruction under Road Traffic Acts	189	125	92	34	24
1433 Other road offences	110,045	108,872	37,635	14,544	7,124
<b>144 Road Transport/Public Service Vehicles Offences</b>	<b>1,437</b>	<b>1,357</b>	<b>1,009</b>	<b>776</b>	<b>472</b>
1441 Road Transport - carriage of goods offences	1,091	1,039	781	598	364
1442 Public Service Vehicle offences	346	318	228	178	108
1443 Light rail offences (Luas)	N/A	N/A	N/A	N/A	N/A

Results of Court Proceedings									
Proved and order made without conviction	Probation of Offenders Act	Appeals allowed	Pending	Acquittals or Dismissals	Withdrawn, Struck out	Nolle Prosequi entered, Charge Withdrawn	Found insane and incapable of pleading on indictment	Adjourned Sine Die or otherwise disposed of	Non Conviction - Other
<b>466</b>	<b>1,945</b>	<b>33</b>	<b>3,638</b>	<b>777</b>	<b>2,384</b>	<b>13</b>	<b>0</b>	<b>13</b>	<b>487</b>
<b>441</b>	<b>1,850</b>	<b>28</b>	<b>3,181</b>	<b>666</b>	<b>2,102</b>	<b>10</b>	<b>0</b>	<b>13</b>	<b>435</b>
0	0	0	8	1	2	0	0	1	0
357	1,249	24	2,294	516	1,505	9	0	10	321
84	601	4	879	149	594	1	0	2	114
0	0	0	0	0	1	0	0	0	0
<b>5</b>	<b>22</b>	<b>1</b>	<b>194</b>	<b>42</b>	<b>107</b>	<b>2</b>	<b>0</b>	<b>0</b>	<b>19</b>
1	1	0	0	0	0	0	0	0	0
4	21	1	194	42	107	2	0	0	19
<b>12</b>	<b>14</b>	<b>2</b>	<b>34</b>	<b>43</b>	<b>96</b>	<b>0</b>	<b>0</b>	<b>0</b>	<b>6</b>
12	14	2	34	43	96	0	0	0	4
0	0	0	0	0	0	0	0	0	2
0	0	0	0	0	0	0	0	0	0
<b>1</b>	<b>34</b>	<b>0</b>	<b>58</b>	<b>3</b>	<b>9</b>	<b>0</b>	<b>0</b>	<b>0</b>	<b>5</b>
0	0	0	2	0	0	0	0	0	0
0	3	0	4	1	0	0	0	0	0
1	31	0	52	2	9	0	0	0	5
<b>5</b>	<b>5</b>	<b>1</b>	<b>22</b>	<b>7</b>	<b>22</b>	<b>1</b>	<b>0</b>	<b>0</b>	<b>7</b>
0	0	0	0	1	0	0	0	0	0
0	1	0	1	0	1	0	0	0	0
0	1	0	0	2	1	0	0	0	0
5	3	1	21	4	20	1	0	0	7
<b>2</b>	<b>20</b>	<b>1</b>	<b>149</b>	<b>16</b>	<b>48</b>	<b>0</b>	<b>0</b>	<b>0</b>	<b>15</b>
0	0	0	0	0	0	0	0	0	0
0	2	0	9	1	3	0	0	0	0
0	0	0	0	0	0	0	0	0	0
0	0	0	0	0	0	0	0	0	0
2	18	1	140	15	45	0	0	0	15
<b>40</b>	<b>271</b>	<b>173</b>	<b>2,083</b>	<b>1,644</b>	<b>8,839</b>	<b>2</b>	<b>0</b>	<b>3</b>	<b>1,073</b>
<b>11</b>	<b>104</b>	<b>83</b>	<b>898</b>	<b>507</b>	<b>3,185</b>	<b>0</b>	<b>0</b>	<b>0</b>	<b>284</b>
2	18	3	32	26	198	0	0	0	23
9	86	80	866	481	2,987	0	0	0	261
<b>1</b>	<b>30</b>	<b>8</b>	<b>66</b>	<b>144</b>	<b>838</b>	<b>0</b>	<b>0</b>	<b>0</b>	<b>67</b>
1	30	8	66	144	838	0	0	0	67
0	0	0	0	0	0	0	0	0	0
<b>26</b>	<b>129</b>	<b>76</b>	<b>1,088</b>	<b>935</b>	<b>4,624</b>	<b>2</b>	<b>0</b>	<b>3</b>	<b>715</b>
1	4	2	10	25	109	1	0	0	16
0	0	0	0	5	3	0	0	0	2
25	125	74	1,078	905	4,512	1	0	3	697
<b>2</b>	<b>8</b>	<b>6</b>	<b>31</b>	<b>58</b>	<b>192</b>	<b>0</b>	<b>0</b>	<b>0</b>	<b>7</b>
0	4	4	22	39	158	0	0	0	7
2	4	2	9	19	34	0	0	0	0
N/A	N/A	N/A	N/A	N/A	N/A	N/A	N/A	N/A	N/A

Appendix I.1b More detailed version of Table 1.1b, continued

	Recorded	Detected	With relevant proceedings	Court proceedings commenced	Conviction
<b>15 Offences against Government, Justice Procedures and Organisation of Crime</b>	<b>6,454</b>	<b>6,310</b>	<b>3,773</b>	<b>3,225</b>	<b>1,375</b>
<b>151 Offences Against Government and its agents</b>	<b>166</b>	<b>119</b>	<b>52</b>	<b>48</b>	<b>22</b>
1511 Treason	0	0	0	0	0
1512 Breaches of Offences against the State Acts	51	35	5	5	4
1513 Breaches of Official Secrets Act	0	0	0	0	0
1514 Impersonating member of An Garda Síochána	1	1	0	0	0
1515 Electoral offences including personation	3	2	1	1	1
1516 Public mischief-annoying phone calls and wasting police time	98	69	38	35	13
1517 Criminal Assets Bureau offences	4	3	3	3	2
1518 Non compliance with Garda direction	9	9	5	4	2
<b>152 Organisation of Crime and Conspiracy to Commit Crime</b>	<b>16</b>	<b>12</b>	<b>0</b>	<b>0</b>	<b>0</b>
1521 Criminal organisation offences (organised crime)	N/A	N/A	N/A	N/A	N/A
1522 Conspiracy to commit a crime	16	12	0	0	0
<b>153 Perverting the Course of justice</b>	<b>259</b>	<b>187</b>	<b>9</b>	<b>9</b>	<b>6</b>
1531 Perjury	2	2	1	1	1
1532 Interfering with a jury (embracery)	0	0	0	0	0
1533 Assisting offenders	0	0	0	0	0
1534 Public mischief, pervert course of justice, conceal offence	257	185	8	8	5
<b>154 Offences while in Custody and Related offences</b>	<b>110</b>	<b>90</b>	<b>31</b>	<b>29</b>	<b>19</b>
1541 Escape or help to escape from custody	110	90	31	29	19
1542 Prison offences	N/A	N/A	N/A	N/A	N/A
<b>155 Breach of Justice/Court Order</b>	<b>5,903</b>	<b>5,902</b>	<b>3,681</b>	<b>3,139</b>	<b>1,328</b>
1551 Breach of Domestic Violence Order (protection, safety, barring)	1,319	1,319	1,164	1,060	359
1552 Breach of bail	2,664	2,664	1,869	1,557	719
1553 Failure to comply under Sex Offenders Act	1	1	0	0	0
1554 Breach of Order under Family Law Act	128	127	0	0	0
1555 Other failure to comply with court order, jury summons, warrant etc.	1,791	1,791	648	522	250
<b>16 Offences Not Elsewhere Classified</b>	<b>1,801</b>	<b>1,189</b>	<b>519</b>	<b>435</b>	<b>223</b>
<b>161 Importation/Control/Welfare of Animals offences</b>	<b>630</b>	<b>307</b>	<b>226</b>	<b>180</b>	<b>122</b>
1611 Illegal importation of animals	0	0	0	0	0
1612 Control of horses offences	106	44	34	27	17
1613 Dog ownership offences (licence, control etc)	315	144	102	78	57
1614 Offences against animals	209	119	90	75	48
<b>162 Fisheries/Maritime Offences</b>	<b>42</b>	<b>38</b>	<b>7</b>	<b>4</b>	<b>3</b>
1621 Breaches of EU fishing quota and related EU regulation	42	38	7	4	3
1622 Merchant shipping/Maritime safety offences	N/A	N/A	N/A	N/A	N/A
<b>163 Use of Data, Electronic Counterfeit and Broadcasting</b>	<b>84</b>	<b>71</b>	<b>8</b>	<b>7</b>	<b>3</b>
1631 Unauthorised accessing of data	1	0	0	0	0
1632 Recording, possession or distribution of counterfeit material	64	57	0	0	0
1633 Unauthorised broadcasting and illegal signal reception	19	14	8	7	3
<b>164 Miscellaneous Offences</b>	<b>1,045</b>	<b>773</b>	<b>278</b>	<b>244</b>	<b>95</b>
1641 Abortion	4	0	0	0	0
1642 Procuring or assisting in abortion	0	0	0	0	0
1643 Concealment of birth	0	0	0	0	0
1644 Destroying / Disposing of a dead body	0	0	0	0	0
1645 Pawnbroking offences	0	0	0	0	0
1646 Offences in connection with rail travel	38	31	17	15	11
1647 Employment permit offences (relating to non-Irish national)	36	34	30	28	13
1648 Immigration offences/carrier liability	967	708	231	201	71

## Results of Court Proceedings

Proved and order made without conviction	Probation of Offenders Act	Appeals allowed	Pending	Acquittals or Dismissals	Withdrawn, Struck out	Nolle Prosequi entered, Charge Withdrawn	Found insane and incapable of pleading on indictment	Adjourned Sine Die or otherwise disposed of	Non Conviction - Other
<b>17</b>	<b>61</b>	<b>9</b>	<b>1,031</b>	<b>174</b>	<b>471</b>	<b>4</b>	<b>0</b>	<b>7</b>	<b>76</b>
<b>0</b>	<b>3</b>	<b>1</b>	<b>19</b>	<b>0</b>	<b>2</b>	<b>0</b>	<b>0</b>	<b>0</b>	<b>1</b>
0	0	0	0	0	0	0	0	0	0
0	0	0	1	0	0	0	0	0	0
0	0	0	0	0	0	0	0	0	0
0	0	0	0	0	0	0	0	0	0
0	0	0	0	0	0	0	0	0	0
0	3	1	16	0	2	0	0	0	0
0	0	0	1	0	0	0	0	0	0
0	0	0	1	0	0	0	0	0	1
<b>0</b>	<b>0</b>	<b>0</b>	<b>0</b>	<b>0</b>	<b>0</b>	<b>0</b>	<b>0</b>	<b>0</b>	<b>0</b>
N/A	N/A	N/A	N/A	N/A	N/A	N/A	N/A	N/A	N/A
0	0	0	0	0	0	0	0	0	0
<b>0</b>	<b>0</b>	<b>0</b>	<b>2</b>	<b>0</b>	<b>1</b>	<b>0</b>	<b>0</b>	<b>0</b>	<b>0</b>
0	0	0	0	0	0	0	0	0	0
0	0	0	0	0	0	0	0	0	0
0	0	0	0	0	0	0	0	0	0
0	0	0	2	0	1	0	0	0	0
<b>0</b>	<b>0</b>	<b>0</b>	<b>4</b>	<b>0</b>	<b>6</b>	<b>0</b>	<b>0</b>	<b>0</b>	<b>0</b>
0	0	0	4	0	6	0	0	0	0
N/A	N/A	N/A	N/A	N/A	N/A	N/A	N/A	N/A	N/A
<b>17</b>	<b>58</b>	<b>8</b>	<b>1,006</b>	<b>174</b>	<b>462</b>	<b>4</b>	<b>0</b>	<b>7</b>	<b>75</b>
9	25	5	185	120	319	2	0	6	30
6	27	3	623	36	103	2	0	1	37
0	0	0	0	0	0	0	0	0	0
0	0	0	0	0	0	0	0	0	0
2	6	0	198	18	40	0	0	0	8
<b>7</b>	<b>21</b>	<b>1</b>	<b>84</b>	<b>23</b>	<b>65</b>	<b>1</b>	<b>0</b>	<b>0</b>	<b>10</b>
<b>3</b>	<b>8</b>	<b>0</b>	<b>24</b>	<b>9</b>	<b>13</b>	<b>0</b>	<b>0</b>	<b>0</b>	<b>1</b>
0	0	0	0	0	0	0	0	0	0
0	1	0	3	2	4	0	0	0	0
3	5	0	9	1	3	0	0	0	0
0	2	0	12	6	6	0	0	0	1
<b>0</b>	<b>0</b>	<b>0</b>	<b>0</b>	<b>0</b>	<b>0</b>	<b>1</b>	<b>0</b>	<b>0</b>	<b>0</b>
0	0	0	0	0	0	1	0	0	0
N/A	N/A	N/A	N/A	N/A	N/A	N/A	N/A	N/A	N/A
<b>0</b>	<b>2</b>	<b>0</b>	<b>0</b>	<b>1</b>	<b>1</b>	<b>0</b>	<b>0</b>	<b>0</b>	<b>0</b>
0	0	0	0	0	0	0	0	0	0
0	0	0	0	0	0	0	0	0	0
0	0	0	0	0	0	0	0	0	0
0	0	0	0	0	0	0	0	0	0
0	0	0	0	0	0	0	0	0	0
0	0	0	0	0	0	0	0	0	0
0	0	0	0	0	0	0	0	0	0
0	0	0	1	0	3	0	0	0	0
0	4	1	4	2	3	0	0	0	1
4	7	0	55	11	45	0	0	0	8

**Appendix I.1c More detailed version of Table 1.1c**

	Recorded	Detected	With relevant proceedings	Court proceedings commenced	Conviction
<b>01 Homicide Offences</b>	<b>126</b>	<b>101</b>	<b>93</b>	<b>75</b>	<b>35</b>
<b>011 Murder/Manslaughter/Infanticide</b>	<b>65</b>	<b>41</b>	<b>36</b>	<b>31</b>	<b>16</b>
0111 Murder	52	28	24	21	11
0112 Manslaughter	13	13	12	10	5
0113 Infanticide	0	0	0	0	0
<b>012 Dangerous Driving Leading to Death</b>	<b>61</b>	<b>60</b>	<b>57</b>	<b>44</b>	<b>19</b>
0121 Manslaughter (traffic fatality)	1	0	0	0	0
0122 Dangerous driving causing death	60	60	57	44	19
<b>02 Sexual Offences</b>	<b>1,804</b>	<b>936</b>	<b>509</b>	<b>342</b>	<b>149</b>
<b>021 Rape and Sexual Assault</b>	<b>1,750</b>	<b>895</b>	<b>488</b>	<b>326</b>	<b>144</b>
0211 Rape of a male or female	446	191	63	55	12
0212 Defilement of a boy or girl less than 17 years old	125	66	22	19	4
0213 Sexual offence involving mentally impaired person	13	4	1	1	1
0214 Aggravated sexual assault	7	5	3	2	2
0215 Sexual assault (not aggravated)	1,159	629	399	249	125
<b>022 Other Sexual Offences</b>	<b>54</b>	<b>41</b>	<b>21</b>	<b>16</b>	<b>5</b>
0221 Incest	7	7	1	1	0
0222 Child pornography offences	36	26	14	9	5
0223 Child pornography - obstruction of warrant	0	0	0	0	0
0224 Gross indecency	11	8	6	6	0
<b>03 Attempts/Threats to Murder, Assaults, Harassments and Related offences</b>	<b>13,698</b>	<b>8,195</b>	<b>5,680</b>	<b>4,676</b>	<b>1,858</b>
<b>031 Attempts/Threats to Murder</b>	<b>101</b>	<b>76</b>	<b>50</b>	<b>47</b>	<b>17</b>
0311 Murder-attempt	7	6	3	2	1
0312 Murder-threat	94	70	47	45	16
<b>032 Assaults</b>	<b>12,482</b>	<b>7,726</b>	<b>5,414</b>	<b>4,450</b>	<b>1,762</b>
0321 Assault causing harm	3,712	2,557	1,923	1,624	693
0322 Poisoning	0	0	0	0	0
0323 Assault or obstruction of Garda/official, resisting arrest	186	176	133	120	69
0324 Minor assault	8,584	4,993	3,358	2,706	1,000
<b>033 Harassment and Related Offences</b>	<b>1,115</b>	<b>393</b>	<b>216</b>	<b>179</b>	<b>79</b>
0331 Harassment, stalking, threats	378	214	128	113	49
0332 Coercion	5	4	4	4	0
0333 Menacing phone calls	713	164	78	58	27
0334 Incitement to hatred offences	16	10	6	4	3
0335 Demanding payment of debt causing alarm	3	1	0	0	0

Results of Court Proceedings										
Proved and order made without conviction	Probation of Offenders Act	Appeals allowed	Pending	Acquittals or Dismissals	Withdrawn, Struck out	Nolle Prosequi entered, Charge Withdrawn	Found insane and incapable of pleading on indictment	Adjourned Sine Die or otherwise disposed of	Non Conviction - Other	
0	0	0	31	5	3	1	0	0	0	0
0	0	0	14	1	0	0	0	0	0	0
0	0	0	9	1	0	0	0	0	0	0
0	0	0	5	0	0	0	0	0	0	0
0	0	0	0	0	0	0	0	0	0	0
0	0	0	17	4	3	1	0	0	0	0
0	0	0	0	0	0	0	0	0	0	0
0	0	0	17	4	3	1	0	0	0	0
0	2	0	169	7	10	3	0	0	0	2
0	2	0	158	7	10	3	0	0	0	2
0	0	0	34	4	3	1	0	0	0	1
0	0	0	14	0	1	0	0	0	0	0
0	0	0	0	0	0	0	0	0	0	0
0	0	0	0	0	0	0	0	0	0	0
0	2	0	110	3	6	2	0	0	0	1
0	0	0	11	0	0	0	0	0	0	0
0	0	0	1	0	0	0	0	0	0	0
0	0	0	4	0	0	0	0	0	0	0
0	0	0	0	0	0	0	0	0	0	0
0	0	0	6	0	0	0	0	0	0	0
40	185	19	1,123	343	986	17	0	9	96	
0	1	0	13	3	9	2	0	1	1	
0	0	0	0	1	0	0	0	0	0	
0	1	0	13	2	9	2	0	1	1	
38	180	17	1,067	336	940	12	0	7	91	
5	52	9	460	108	259	9	0	2	27	
0	0	0	0	0	0	0	0	0	0	
0	1	0	30	5	9	3	0	0	3	
33	127	8	577	223	672	0	0	5	61	
2	4	2	43	4	37	3	0	1	4	
1	3	0	35	4	16	3	0	1	1	
0	0	0	0	0	3	0	0	0	1	
1	1	2	7	0	18	0	0	0	2	
0	0	0	1	0	0	0	0	0	0	
0	0	0	0	0	0	0	0	0	0	

Appendix I.1c More detailed version of Table 1.1c, continued

	Recorded	Detected	With relevant proceedings	Court proceedings commenced	Conviction
<b>04 Dangerous or Negligent Acts</b>	<b>170,676</b>	<b>168,822</b>	<b>50,237</b>	<b>16,468</b>	<b>12,029</b>
<b>041 Dangerous or Negligent Operation of a Vehicle</b>	<b>170,158</b>	<b>168,522</b>	<b>50,090</b>	<b>16,344</b>	<b>11,980</b>
0411 Dangerous driving causing serious bodily harm	22	22	19	16	7
0412 Driving/In charge of a vehicle while over legal alcohol limit	14,076	13,277	12,060	10,767	8,460
0413 Driving/In charge of a vehicle under the influence of drugs	107	106	70	58	47
0414 Dangerous/careless driving and motorway offences	5,732	4,978	4,073	3,325	2,186
0415 Speeding	150,221	150,139	33,868	2,178	1,280
<b>042 Other Dangerous or Negligent Acts</b>	<b>518</b>	<b>300</b>	<b>147</b>	<b>124</b>	<b>49</b>
0421 Endangerment with potential for serious harm/death	81	70	50	49	23
0422 Abandoning a child, child neglect and cruelty	268	100	29	27	7
0423 Unseaworthy/Dangerous use of boat or ship	N/A	N/A	N/A	N/A	N/A
0424 False alarm/Interference with aircraft or air transport facilities	18	13	2	2	1
0425 Endangering traffic offences	151	117	66	46	18
<b>05 Kidnapping and Related Offences</b>	<b>73</b>	<b>42</b>	<b>21</b>	<b>20</b>	<b>6</b>
<b>051 False Imprisonment, Abduction</b>	<b>73</b>	<b>42</b>	<b>21</b>	<b>20</b>	<b>6</b>
0511 False Imprisonment	50	34	19	18	5
0512 Abduction of person under 16 years of age	23	8	2	2	1
<b>06 Robbery, Extortion and highjacking offences</b>	<b>2,425</b>	<b>992</b>	<b>752</b>	<b>685</b>	<b>384</b>
<b>061 Robbery</b>	<b>2,334</b>	<b>944</b>	<b>717</b>	<b>655</b>	<b>369</b>
0611 Robbery of an establishment or institution	1,152	502	402	353	200
0612 Robbery of cash or goods in transit	44	11	7	7	1
0613 Robbery from the person	1,138	431	308	295	168
<b>062 Extortion offences</b>	<b>18</b>	<b>9</b>	<b>5</b>	<b>5</b>	<b>2</b>
0621 Blackmail or extortion	18	9	5	5	2
<b>063 Hijacking Offences</b>	<b>73</b>	<b>39</b>	<b>30</b>	<b>25</b>	<b>13</b>
0631 Carjacking, highjacking/unlawful seizure of aircraft/vessel	73	39	30	25	13
<b>07 Burglary and Related offences</b>	<b>26,378</b>	<b>4,714</b>	<b>3,021</b>	<b>2,666</b>	<b>1,581</b>
<b>071 Burglary</b>	<b>26,378</b>	<b>4,714</b>	<b>3,021</b>	<b>2,666</b>	<b>1,581</b>
0711 Aggravated burglary	275	94	61	59	34
0712 Burglary (not aggravated)	25,907	4,435	2,829	2,488	1,503
0713 Possession of an article (with intent to burgle, steal, demand)	196	185	131	119	44
<b>08 Theft and Related Offences</b>	<b>73,088</b>	<b>23,527</b>	<b>15,015</b>	<b>12,830</b>	<b>6,401</b>
<b>081 Theft/Taking of Vehicle and Related offences</b>	<b>14,202</b>	<b>2,306</b>	<b>1,631</b>	<b>1,453</b>	<b>832</b>
0811 Theft/Unauthorised taking of vehicle.	13,271	1,746	1,234	1,090	641
0812 Interfering with vehicle (with intent to steal item or vehicle)	931	560	397	363	191
<b>082 Theft (not vehicle)</b>	<b>57,405</b>	<b>19,740</b>	<b>12,428</b>	<b>10,541</b>	<b>5,170</b>
0821 Theft from person	4,619	913	571	510	247
0822 Theft from shop	16,486	12,982	8,554	7,166	3,380
0823 Theft from vehicle	12,967	1,133	602	520	282
0824 Theft/Unauthorised taking of a pedal cycle	2,943	186	75	68	33
0826 Theft of, or interference with mail	68	24	15	15	14
0827 Theft of other property	20,322	4,502	2,611	2,262	1,214
<b>083 Handling Stolen Property</b>	<b>1,481</b>	<b>1,481</b>	<b>956</b>	<b>836</b>	<b>399</b>
0831 Handling or possession of stolen property	1,481	1,481	956	836	399



Results of Court Proceedings										
Proved and order made without conviction	Probation of Offenders Act	Appeals allowed	Pending	Acquittals or Dismissals	Withdrawn, Struck out	Nolle Prosequi entered, Charge Withdrawn	Found insane and incapable of pleading on indictment	Adjourned Sine Die or otherwise disposed of	Non Conviction - Other	
6	56	82	1,908	789	1,409	8	0	6	175	
6	46	82	1,865	786	1,397	7	0	5	170	
0	0	1	3	0	4	0	0	0	1	
1	3	60	1,369	471	340	4	0	4	55	
0	0	0	6	2	2	0	0	0	1	
5	37	8	425	144	472	2	0	1	45	
0	6	13	62	169	579	1	0	0	68	
0	10	0	43	3	12	1	0	1	5	
0	1	0	22	0	3	0	0	0	0	
0	4	0	12	0	2	0	0	1	1	
N/A	N/A	N/A	N/A	N/A	N/A	N/A	N/A	N/A	N/A	
0	0	0	0	0	0	1	0	0	0	
0	5	0	9	3	7	0	0	0	4	
0	0	0	12	0	0	2	0	0	0	
0	0	0	12	0	0	1	0	0	0	
0	0	0	0	0	0	1	0	0	0	
1	2	0	255	10	23	7	0	0	3	
1	2	0	243	9	22	7	0	0	2	
1	0	0	145	3	3	1	0	0	0	
0	0	0	5	0	0	1	0	0	0	
0	2	0	93	6	19	5	0	0	2	
0	0	0	2	0	1	0	0	0	0	
0	0	0	2	0	1	0	0	0	0	
0	0	0	10	1	0	0	0	0	1	
0	0	0	10	1	0	0	0	0	1	
7	34	3	744	40	226	5	0	1	25	
7	34	3	744	40	226	5	0	1	25	
0	0	0	20	1	3	0	0	0	1	
7	34	2	685	30	199	4	0	1	23	
0	0	1	39	9	24	1	0	0	1	
261	962	10	3,513	301	1,093	16	0	4	269	
7	20	1	370	43	151	2	0	2	25	
3	17	1	274	26	113	1	0	0	14	
4	3	0	96	17	38	1	0	2	11	
240	923	8	2,886	235	841	10	0	2	226	
3	21	3	155	13	57	3	0	0	8	
201	761	3	2,004	159	493	3	0	1	161	
0	12	0	147	15	52	0	0	1	11	
0	1	0	18	2	8	0	0	0	6	
0	0	0	0	0	0	0	0	0	1	
36	128	2	562	46	231	4	0	0	39	
14	19	1	257	23	101	4	0	0	18	
14	19	1	257	23	101	4	0	0	18	

Appendix I.1c More detailed version of Table 1.1c, continued

	Recorded	Detected	With relevant proceedings	Court proceedings commenced	Conviction
<b>09 Fraud, deception and Related Offences</b>	<b>4,018</b>	<b>2,367</b>	<b>1,531</b>	<b>1,320</b>	<b>643</b>
<b>091 Fraud, Forgery and False Instrument Offences</b>	<b>3,674</b>	<b>2,191</b>	<b>1,407</b>	<b>1,218</b>	<b>617</b>
0911 Fraud, deception, false pretence offences	2,062	1,038	598	500	255
0912 Forging an instrument to defraud	1,453	1,043	740	657	335
0913 Possession of an article for use in fraud, deception or extortion	140	96	60	58	26
0914 Falsification of accounts	11	6	2	2	0
0915 Offences under the Companies Act	8	8	7	1	1
0916 Offences under the Investment Intermediaries Act	0	0	0	0	0
0917 Offences under the Stock Exchange Act	0	0	0	0	0
<b>092 Other fraud</b>	<b>96</b>	<b>92</b>	<b>71</b>	<b>61</b>	<b>7</b>
0921 Money laundering	62	62	50	49	1
0922 Embezzlement	19	16	10	2	2
0923 Fraud against the European Union	0	0	0	0	0
0924 Importation/Sale/Supply of tobacco offences	15	14	11	10	4
<b>093 Counterfeiting Currency and Related Offences</b>	<b>242</b>	<b>78</b>	<b>47</b>	<b>40</b>	<b>18</b>
0931 Counterfeiting notes and coins	242	78	47	40	18
<b>094 Corruption</b>	<b>6</b>	<b>6</b>	<b>6</b>	<b>1</b>	<b>1</b>
0941 Corruption (involving public office holder)	6	6	6	1	1
<b>10 Controlled Drug Offences</b>	<b>13,329</b>	<b>12,782</b>	<b>8,290</b>	<b>5,770</b>	<b>3,440</b>
<b>101 Importation / Manufacture of Drugs</b>	<b>86</b>	<b>83</b>	<b>58</b>	<b>48</b>	<b>30</b>
1011 Importation of drugs	36	33	29	27	21
1012 Cultivation or manufacture of drugs	50	50	29	21	9
<b>102 Possession of Drugs</b>	<b>12,703</b>	<b>12,176</b>	<b>7,847</b>	<b>5,397</b>	<b>3,250</b>
1021 Possession of drugs for sale or supply	2,665	2,664	1,983	1,637	999
1022 Possession of drugs for personal use	10,038	9,512	5,864	3,760	2,251
<b>103 Other Drug Offences</b>	<b>540</b>	<b>523</b>	<b>385</b>	<b>325</b>	<b>160</b>
1031 Forged or altered prescription offences	131	131	95	80	41
1032 Obstruction under the Drugs Act	409	392	290	245	119
<b>11 Weapons and Explosives Offences</b>	<b>2,560</b>	<b>2,179</b>	<b>1,360</b>	<b>1,155</b>	<b>599</b>
<b>111 Explosives, Chemical Weapons Offences</b>	<b>105</b>	<b>92</b>	<b>12</b>	<b>11</b>	<b>3</b>
1111 Causing an explosion	4	0	0	0	0
1112 Making of explosives	1	1	0	0	0
1113 Possession of explosives	100	91	12	11	3
1114 Chemical weapons offences	0	0	0	0	0
<b>112 Firearms Offences</b>	<b>746</b>	<b>446</b>	<b>207</b>	<b>155</b>	<b>89</b>
1121 Discharging a firearm	311	97	42	38	20
1122 Possession of a firearm	435	349	165	117	69
<b>113 Offensive Weapons Offences (NEC)</b>	<b>1,709</b>	<b>1,641</b>	<b>1,141</b>	<b>989</b>	<b>507</b>
1131 Possession of offensive weapons (not firearms)	1,709	1,641	1,141	989	507
<b>114 Fireworks Offences</b>	<b>N/A</b>	<b>N/A</b>	<b>N/A</b>	<b>N/A</b>	<b>N/A</b>
1141 Fireworks Offences (for sale, igniting etc.)	N/A	N/A	N/A	N/A	N/A
<b>12 Damage to Property and to the Environment</b>	<b>39,737</b>	<b>7,368</b>	<b>4,153</b>	<b>3,525</b>	<b>1,674</b>
<b>121 Criminal Damage</b>	<b>39,609</b>	<b>7,277</b>	<b>4,103</b>	<b>3,491</b>	<b>1,650</b>
1211 Arson	1,417	260	147	120	50
1212 Criminal damage (not arson)	38,192	7,017	3,956	3,371	1,600
<b>122 Environmental Damage</b>	<b>128</b>	<b>91</b>	<b>50</b>	<b>34</b>	<b>24</b>
1221 Litter offences	128	91	50	34	24

Results of Court Proceedings										
Proved and order made without conviction	Probation of Offenders Act	Appeals allowed	Pending	Acquittals or Dismissals	Withdrawn, Struck out	Nolle Prosequi entered, Charge Withdrawn	Found insane and incapable of pleading on indictment	Adjourned Sine Die or otherwise disposed of	Non Conviction - Other	
8	37	0	491	39	89	3	0	0	0	10
8	34	0	425	36	85	3	0	0	0	10
1	12	0	175	19	36	0	0	0	0	2
5	21	0	230	15	43	2	0	0	0	6
2	1	0	19	1	6	1	0	0	0	2
0	0	0	1	1	0	0	0	0	0	0
0	0	0	0	0	0	0	0	0	0	0
0	0	0	0	0	0	0	0	0	0	0
0	0	0	0	0	0	0	0	0	0	0
0	1	0	4	1	0	0	0	0	0	0
0	2	0	14	2	4	0	0	0	0	0
0	2	0	14	2	4	0	0	0	0	0
0	0	0	0	0	0	0	0	0	0	0
0	0	0	0	0	0	0	0	0	0	0
102	322	10	1,016	108	722	2	0	1	0	47
0	3	0	12	2	0	0	0	0	0	1
0	0	0	6	0	0	0	0	0	0	0
0	3	0	6	2	0	0	0	0	0	1
102	305	10	905	94	690	1	0	1	0	39
5	42	1	477	22	78	1	0	0	0	12
97	263	9	428	72	612	0	0	1	0	27
0	14	0	99	12	32	1	0	0	0	7
0	7	0	22	1	9	0	0	0	0	0
0	7	0	77	11	23	1	0	0	0	7
4	33	3	309	51	125	3	0	0	0	28
0	0	0	3	0	4	1	0	0	0	0
0	0	0	0	0	0	0	0	0	0	0
0	0	0	0	0	0	0	0	0	0	0
0	0	0	3	0	4	1	0	0	0	0
0	0	0	0	0	0	0	0	0	0	0
1	6	0	43	3	10	1	0	0	0	2
0	1	0	14	2	1	0	0	0	0	0
1	5	0	29	1	9	1	0	0	0	2
3	27	3	263	48	111	1	0	0	0	26
3	27	3	263	48	111	1	0	0	0	26
N/A	N/A	N/A	N/A	N/A	N/A	N/A	N/A	N/A	N/A	N/A
N/A	N/A	N/A	N/A	N/A	N/A	N/A	N/A	N/A	N/A	N/A
31	235	4	838	139	545	1	0	5	0	53
30	234	4	837	136	541	1	0	5	0	53
0	4	0	52	4	8	0	0	0	0	2
30	230	4	785	132	533	1	0	5	0	51
1	1	0	1	3	4	0	0	0	0	0
1	1	0	1	3	4	0	0	0	0	0

Appendix I.1c More detailed version of Table 1.1c, continued

	Recorded	Detected	With relevant proceedings	Court proceedings commenced	Conviction
<b>13 Public Order and other Social Code Offences</b>	<b>55,489</b>	<b>45,929</b>	<b>29,737</b>	<b>23,866</b>	<b>13,397</b>
<b>131 Disorderly Conduct</b>	<b>42,437</b>	<b>40,635</b>	<b>26,804</b>	<b>21,382</b>	<b>12,038</b>
1311 Affray/Riot/Violent disorder	72	62	41	34	19
1312 Public order offences	29,390	27,943	19,009	15,369	8,639
1313 Drunkenness offences	12,949	12,607	7,741	5,967	3,370
1314 Air rage - disruptive or drunken behaviour on aircraft	26	23	13	12	10
<b>132 Trespass Offences</b>	<b>1,842</b>	<b>1,493</b>	<b>788</b>	<b>679</b>	<b>289</b>
1321 Forcible entry and occupation (not burglary)	3	0	0	0	0
1322 Trespass on lands or enclosed areas	1,839	1,493	788	679	289
<b>133 Liquor Licensing Offences</b>	<b>9,683</b>	<b>2,415</b>	<b>1,157</b>	<b>966</b>	<b>726</b>
1331 Liquor licensing offences	9,606	2,394	1,146	955	721
1332 Registered clubs offences	68	20	11	11	5
1333 Special restaurant offences	9	1	0	0	0
<b>134 Prostitution Offences</b>	<b>84</b>	<b>75</b>	<b>55</b>	<b>45</b>	<b>17</b>
1341 Brothel keeping	8	4	1	1	1
1342 Organisation of prostitution	19	19	13	10	4
1343 Prostitution, including soliciting etc.	57	52	41	34	12
<b>135 Regulated Betting/Money, Collection/Trading Offences</b>	<b>377</b>	<b>343</b>	<b>221</b>	<b>178</b>	<b>120</b>
1351 Offences under the Betting Acts	14	7	4	4	1
1352 Collecting money without permit, unauthorised collection	23	22	14	9	5
1353 Offences under Gaming and Lotteries Acts	11	7	3	2	1
1354 Permit/License offences for casual/street trading	329	307	200	163	113
<b>136 Social Code Offences (NEC)</b>	<b>1,066</b>	<b>968</b>	<b>712</b>	<b>616</b>	<b>207</b>
1361 Bestiality	0	0	0	0	0
1362 Indecency	171	82	47	37	17
1363 Allowing a child (under 16 years) to beg	2	1	1	1	1
1364 Bigamy	2	2	1	1	1
1365 Begging	891	883	663	577	188
<b>14 Road and Traffic Offences (NEC)</b>	<b>187,096</b>	<b>184,588</b>	<b>84,968</b>	<b>33,500</b>	<b>17,735</b>
<b>141 Driving Licence/Insurance Offences</b>	<b>21,712</b>	<b>21,425</b>	<b>19,220</b>	<b>11,838</b>	<b>6,339</b>
1411 Driving licence-failure to have, produce, etc.	1,935	1,869	1,464	922	490
1412 Insurance-failure to have, produce, display, etc.	19,777	19,556	17,756	10,916	5,849
<b>142 Tax/Registration Offences</b>	<b>56,350</b>	<b>56,107</b>	<b>18,809</b>	<b>3,089</b>	<b>1,748</b>
1421 No tax, non-display of tax, unregistered vehicle etc.	56,342	56,099	18,803	3,087	1,747
1422 Misuse of Trade Licence	8	8	6	2	1
<b>143 Roadworthiness/Regulatory Offences</b>	<b>106,766</b>	<b>104,950</b>	<b>45,444</b>	<b>17,493</b>	<b>8,966</b>
1431 Misuse of trailers, weight and other offences	1,438	1,394	1,134	688	475
1432 Obstruction under Road Traffic Acts	240	125	79	44	29
1433 Other road offences	105,088	103,431	44,231	16,761	8,462
<b>144 Road Transport/Public Service Vehicles Offences</b>	<b>2,268</b>	<b>2,106</b>	<b>1,495</b>	<b>1,080</b>	<b>682</b>
1441 Road Transport - carriage of goods offences	1,823	1,736	1,228	873	550
1442 Public Service Vehicle offences	445	370	267	207	132
1443 Light rail offences (Luas)	N/A	N/A	N/A	N/A	N/A

Results of Court Proceedings									
Proved and order made without conviction	Probation of Offenders Act	Appeals allowed	Pending	Acquittals or Dismissals	Withdrawn, Struck out	Nolle Prosequi entered, Charge Withdrawn	Found insane and incapable of pleading on indictment	Adjourned Sine Die or otherwise disposed of	Non Conviction - Other
<b>453</b>	<b>2,287</b>	<b>28</b>	<b>4,071</b>	<b>767</b>	<b>2,377</b>	<b>7</b>	<b>0</b>	<b>8</b>	<b>471</b>
<b>436</b>	<b>2,180</b>	<b>25</b>	<b>3,524</b>	<b>664</b>	<b>2,074</b>	<b>6</b>	<b>0</b>	<b>8</b>	<b>427</b>
0	2	0	10	0	3	0	0	0	0
346	1,502	20	2,539	463	1,549	5	0	7	299
90	676	5	975	201	520	1	0	1	128
0	0	0	0	0	2	0	0	0	0
<b>2</b>	<b>30</b>	<b>0</b>	<b>189</b>	<b>33</b>	<b>117</b>	<b>0</b>	<b>0</b>	<b>0</b>	<b>19</b>
0	0	0	0	0	0	0	0	0	0
2	30	0	189	33	117	0	0	0	19
<b>5</b>	<b>15</b>	<b>2</b>	<b>67</b>	<b>43</b>	<b>104</b>	<b>0</b>	<b>0</b>	<b>0</b>	<b>4</b>
5	15	2	65	40	103	0	0	0	4
0	0	0	2	3	1	0	0	0	0
0	0	0	0	0	0	0	0	0	0
<b>2</b>	<b>5</b>	<b>0</b>	<b>15</b>	<b>1</b>	<b>3</b>	<b>0</b>	<b>0</b>	<b>0</b>	<b>2</b>
0	0	0	0	0	0	0	0	0	0
0	1	0	4	0	1	0	0	0	0
2	4	0	11	1	2	0	0	0	2
<b>3</b>	<b>12</b>	<b>1</b>	<b>22</b>	<b>9</b>	<b>9</b>	<b>0</b>	<b>0</b>	<b>0</b>	<b>2</b>
0	0	1	0	2	0	0	0	0	0
0	0	0	3	1	0	0	0	0	0
0	0	0	0	0	1	0	0	0	0
3	12	0	19	6	8	0	0	0	2
<b>5</b>	<b>45</b>	<b>0</b>	<b>254</b>	<b>17</b>	<b>70</b>	<b>1</b>	<b>0</b>	<b>0</b>	<b>17</b>
0	0	0	0	0	0	0	0	0	0
2	5	0	9	2	2	0	0	0	0
0	0	0	0	0	0	0	0	0	0
0	0	0	0	0	0	0	0	0	0
3	40	0	245	15	68	1	0	0	17
<b>61</b>	<b>412</b>	<b>221</b>	<b>2,403</b>	<b>1,519</b>	<b>10,152</b>	<b>7</b>	<b>0</b>	<b>7</b>	<b>983</b>
<b>22</b>	<b>118</b>	<b>115</b>	<b>996</b>	<b>478</b>	<b>3,508</b>	<b>1</b>	<b>0</b>	<b>1</b>	<b>260</b>
3	30	4	48	35	292	0	0	0	20
19	88	111	948	443	3,216	1	0	1	240
<b>10</b>	<b>54</b>	<b>8</b>	<b>77</b>	<b>117</b>	<b>989</b>	<b>0</b>	<b>0</b>	<b>1</b>	<b>85</b>
10	54	8	76	117	989	0	0	1	85
0	0	0	1	0	0	0	0	0	0
<b>27</b>	<b>214</b>	<b>91</b>	<b>1,289</b>	<b>870</b>	<b>5,409</b>	<b>6</b>	<b>0</b>	<b>4</b>	<b>617</b>
3	21	0	10	35	128	0	0	0	16
0	3	1	5	1	5	0	0	0	0
24	190	90	1,274	834	5,276	6	0	4	601
<b>2</b>	<b>26</b>	<b>7</b>	<b>41</b>	<b>54</b>	<b>246</b>	<b>0</b>	<b>0</b>	<b>1</b>	<b>21</b>
1	18	5	33	37	210	0	0	1	18
1	8	2	8	17	36	0	0	0	3
N/A	N/A	N/A	N/A	N/A	N/A	N/A	N/A	N/A	N/A

Appendix I.1c More detailed version of Table 1.1c, continued

	Recorded	Detected	With relevant proceedings	Court proceedings commenced	Conviction
<b>15 Offences against Government, Justice Procedures and Organisation of Crime</b>	<b>7,792</b>	<b>7,696</b>	<b>4,341</b>	<b>3,611</b>	<b>1,449</b>
<b>151 Offences Against Government and its agents</b>	<b>150</b>	<b>110</b>	<b>31</b>	<b>27</b>	<b>18</b>
1511 Treason	0	0	0	0	0
1512 Breaches of Offences against the State Acts	61	37	2	2	0
1513 Breaches of Official Secrets Act	0	0	0	0	0
1514 Impersonating member of An Garda Síochána	4	4	3	3	3
1515 Electoral offences including personation	2	2	0	0	0
1516 Public mischief-annoying phone calls and wasting police time	73	57	21	18	13
1517 Criminal Assets Bureau offences	2	2	2	2	2
1518 Non compliance with Garda direction	8	8	3	2	0
<b>152 Organisation of Crime and Conspiracy to Commit Crime</b>	<b>5</b>	<b>1</b>	<b>0</b>	<b>0</b>	<b>0</b>
1521 Criminal organisation offences (organised crime)	N/A	N/A	N/A	N/A	N/A
1522 Conspiracy to commit a crime	5	1	0	0	0
<b>153 Perverting the Course of justice</b>	<b>224</b>	<b>181</b>	<b>13</b>	<b>7</b>	<b>1</b>
1531 Perjury	6	6	2	1	0
1532 Interfering with a jury (embracery)	0	0	0	0	0
1533 Assisting offenders	0	0	0	0	0
1534 Public mischief, pervert course of justice, conceal offence	218	175	11	6	1
<b>154 Offences while in Custody and Related offences</b>	<b>77</b>	<b>70</b>	<b>33</b>	<b>29</b>	<b>20</b>
1541 Escape or help to escape from custody	77	70	33	29	20
1542 Prison offences	N/A	N/A	N/A	N/A	N/A
<b>155 Breach of Justice/Court Order</b>	<b>7,336</b>	<b>7,334</b>	<b>4,264</b>	<b>3,548</b>	<b>1,410</b>
1551 Breach of Domestic Violence Order (protection, safety, barring)	1,202	1,202	1,056	984	277
1552 Breach of bail	3,138	3,138	2,139	1,718	756
1553 Failure to comply under Sex Offenders Act	10	10	8	7	4
1554 Breach of Order under Family Law Act	133	131	3	3	0
1555 Other failure to comply with court order, jury summons, warrant etc.	2,853	2,853	1,058	836	373
<b>16 Offences Not Elsewhere Classified</b>	<b>2,234</b>	<b>1,351</b>	<b>519</b>	<b>421</b>	<b>200</b>
<b>161 Importation/Control/Welfare of Animals offences</b>	<b>659</b>	<b>301</b>	<b>197</b>	<b>154</b>	<b>98</b>
1611 Illegal importation of animals	1	1	1	1	0
1612 Control of horses offences	89	30	19	15	11
1613 Dog ownership offences (licence, control etc)	355	149	87	62	44
1614 Offences against animals	214	121	90	76	43
<b>162 Fisheries/Maritime Offences</b>	<b>61</b>	<b>59</b>	<b>24</b>	<b>11</b>	<b>6</b>
1621 Breaches of EU fishing quota and related EU regulation	61	59	24	11	6
1622 Merchant shipping/Maritime safety offences	N/A	N/A	N/A	N/A	N/A
<b>163 Use of Data, Electronic Counterfeit and Broadcasting</b>	<b>94</b>	<b>72</b>	<b>6</b>	<b>5</b>	<b>4</b>
1631 Unauthorised accessing of data	2	1	1	0	0
1632 Recording, possession or distribution of counterfeit material	69	61	0	0	0
1633 Unauthorised broadcasting and illegal signal reception	23	10	5	5	4
<b>164 Miscellaneous Offences</b>	<b>1,420</b>	<b>919</b>	<b>292</b>	<b>251</b>	<b>92</b>
1641 Abortion	0	0	0	0	0
1642 Procuring or assisting in abortion	0	0	0	0	0
1643 Concealment of birth	2	0	0	0	0
1644 Destroying / Disposing of a dead body	0	0	0	0	0
1645 Pawnbroking offences	0	0	0	0	0
1646 Offences in connection with rail travel	45	43	22	19	7
1647 Employment permit offences (relating to non-Irish national)	42	40	34	30	20
1648 Immigration offences/carrier liability	1,331	836	236	202	65

Results of Court Proceedings

Proved and order made without conviction	Probation of Offenders Act	Appeals allowed	Pending	Acquittals or Dismissals	Withdrawn, Struck out	Nolle Prosequi entered, Charge Withdrawn	Found insane and incapable of pleading on indictment	Adjourned Sine Die or otherwise disposed of	Non Conviction - Other
<b>14</b>	<b>81</b>	<b>6</b>	<b>1,278</b>	<b>173</b>	<b>532</b>	<b>5</b>	<b>0</b>	<b>7</b>	<b>66</b>
<b>0</b>	<b>1</b>	<b>0</b>	<b>3</b>	<b>1</b>	<b>2</b>	<b>1</b>	<b>0</b>	<b>0</b>	<b>1</b>
0	0	0	0	0	0	0	0	0	0
0	0	0	1	0	0	1	0	0	0
0	0	0	0	0	0	0	0	0	0
0	0	0	0	0	0	0	0	0	0
0	0	0	0	0	0	0	0	0	0
0	1	0	2	1	1	0	0	0	0
0	0	0	0	0	0	0	0	0	0
0	0	0	0	0	1	0	0	0	1
<b>0</b>	<b>0</b>	<b>0</b>	<b>0</b>	<b>0</b>	<b>0</b>	<b>0</b>	<b>0</b>	<b>0</b>	<b>0</b>
N/A	N/A	N/A	N/A	N/A	N/A	N/A	N/A	N/A	N/A
0	0	0	0	0	0	0	0	0	0
<b>0</b>	<b>2</b>	<b>0</b>	<b>2</b>	<b>0</b>	<b>1</b>	<b>0</b>	<b>0</b>	<b>0</b>	<b>1</b>
0	0	0	1	0	0	0	0	0	0
0	0	0	0	0	0	0	0	0	0
0	0	0	0	0	0	0	0	0	0
0	2	0	1	0	1	0	0	0	1
<b>0</b>	<b>1</b>	<b>0</b>	<b>4</b>	<b>0</b>	<b>4</b>	<b>0</b>	<b>0</b>	<b>0</b>	<b>0</b>
0	1	0	4	0	4	0	0	0	0
N/A	N/A	N/A	N/A	N/A	N/A	N/A	N/A	N/A	N/A
<b>14</b>	<b>77</b>	<b>6</b>	<b>1,269</b>	<b>172</b>	<b>525</b>	<b>4</b>	<b>0</b>	<b>7</b>	<b>64</b>
6	30	5	204	107	322	1	0	7	25
4	31	1	712	44	139	3	0	0	28
0	0	0	1	0	2	0	0	0	0
0	0	0	1	0	2	0	0	0	0
4	16	0	351	21	60	0	0	0	11
<b>4</b>	<b>16</b>	<b>1</b>	<b>112</b>	<b>16</b>	<b>62</b>	<b>0</b>	<b>0</b>	<b>0</b>	<b>10</b>
<b>1</b>	<b>5</b>	<b>1</b>	<b>32</b>	<b>5</b>	<b>11</b>	<b>0</b>	<b>0</b>	<b>0</b>	<b>1</b>
0	0	0	1	0	0	0	0	0	0
0	0	0	0	1	3	0	0	0	0
1	3	0	6	2	5	0	0	0	1
0	2	1	25	2	3	0	0	0	0
<b>0</b>	<b>0</b>	<b>0</b>	<b>3</b>	<b>0</b>	<b>2</b>	<b>0</b>	<b>0</b>	<b>0</b>	<b>0</b>
0	0	0	3	0	2	0	0	0	0
N/A	N/A	N/A	N/A	N/A	N/A	N/A	N/A	N/A	N/A
<b>0</b>	<b>0</b>	<b>0</b>	<b>0</b>	<b>0</b>	<b>1</b>	<b>0</b>	<b>0</b>	<b>0</b>	<b>0</b>
0	0	0	0	0	0	0	0	0	0
0	0	0	0	0	0	0	0	0	0
0	0	0	0	0	0	0	0	0	0
0	0	0	0	0	0	0	0	0	0
0	0	0	0	0	0	0	0	0	0
0	0	0	0	0	0	0	0	0	0
0	0	0	4	1	7	0	0	0	0
0	1	0	5	0	4	0	0	0	0
3	10	0	68	10	37	0	0	0	9

**Appendix I.1d More detailed version of Table 1.1d**

	Recorded	Detected	With relevant proceedings	Court proceedings commenced	Conviction
<b>01 Homicide Offences</b>	<b>134</b>	<b>111</b>	<b>94</b>	<b>84</b>	<b>16</b>
<b>011 Murder/Manslaughter/Infanticide</b>	<b>67</b>	<b>44</b>	<b>34</b>	<b>30</b>	<b>3</b>
0111 Murder	60	37	29	26	3
0112 Manslaughter	7	7	5	4	0
0113 Infanticide	0	0	0	0	0
<b>012 Dangerous Driving Leading to Death</b>	<b>67</b>	<b>67</b>	<b>60</b>	<b>54</b>	<b>13</b>
0121 Manslaughter (traffic fatality)	0	0	0	0	0
0122 Dangerous driving causing death	67	67	60	54	13
<b>02 Sexual Offences</b>	<b>1,442</b>	<b>727</b>	<b>287</b>	<b>216</b>	<b>36</b>
<b>021 Rape and Sexual Assault</b>	<b>1,385</b>	<b>691</b>	<b>267</b>	<b>204</b>	<b>34</b>
0211 Rape of a male or female	378	186	64	53	7
0212 Defilement of a boy or girl less than 17 years old	77	46	14	12	2
0213 Sexual offence involving mentally impaired person	15	6	1	0	0
0214 Aggravated sexual assault	16	8	4	3	0
0215 Sexual assault (not aggravated)	899	445	184	136	25
<b>022 Other Sexual Offences</b>	<b>57</b>	<b>36</b>	<b>20</b>	<b>12</b>	<b>2</b>
0221 Incest	5	3	1	0	0
0222 Child pornography offences	39	25	17	11	2
0223 Child pornography - obstruction of warrant	0	0	0	0	0
0224 Gross indecency	13	8	2	1	0
<b>03 Attempts/Threats to Murder, Assaults, Harassments and Related offences</b>	<b>15,408</b>	<b>9,444</b>	<b>5,517</b>	<b>4,293</b>	<b>1,253</b>
<b>031 Attempts/Threats to Murder</b>	<b>103</b>	<b>90</b>	<b>53</b>	<b>47</b>	<b>13</b>
0311 Murder-attempt	8	5	3	3	1
0312 Murder-threat	95	85	50	44	12
<b>032 Assaults</b>	<b>13,720</b>	<b>8,819</b>	<b>5,253</b>	<b>4,080</b>	<b>1,175</b>
0321 Assault causing harm	4,011	3,001	2,062	1,657	425
0322 Poisoning	2	1	0	0	0
0323 Assault or obstruction of Garda/official, resisting arrest	238	232	147	122	53
0324 Minor assault	9,469	5,585	3,044	2,301	697
<b>033 Harassment and Related Offences</b>	<b>1,585</b>	<b>535</b>	<b>211</b>	<b>166</b>	<b>65</b>
0331 Harassment, stalking, threats	390	251	125	100	39
0332 Coercion	5	3	2	1	0
0333 Menacing phone calls	1,158	268	79	61	25
0334 Incitement to hatred offences	17	8	4	3	1
0335 Demanding payment of debt causing alarm	15	5	1	1	0



Results of Court Proceedings										
Proved and order made without conviction	Probation of Offenders Act	Appeals allowed	Pending	Acquittals or Dismissals	Withdrawn, Struck out	Nolle Prosequi entered, Charge Withdrawn	Found insane and incapable of pleading on indictment	Adjourned Sine Die or otherwise disposed of	Non Conviction - Other	
0	0	0	65	1	2	0	0	0	0	0
0	0	0	27	0	0	0	0	0	0	0
0	0	0	23	0	0	0	0	0	0	0
0	0	0	4	0	0	0	0	0	0	0
0	0	0	0	0	0	0	0	0	0	0
0	0	0	38	1	2	0	0	0	0	0
0	0	0	0	0	0	0	0	0	0	0
0	0	0	38	1	2	0	0	0	0	0
0	1	0	164	5	5	2	0	0	0	3
0	1	0	155	4	5	2	0	0	0	3
0	0	0	43	1	1	0	0	0	0	1
0	0	0	9	0	0	0	0	0	0	1
0	0	0	0	0	0	0	0	0	0	0
0	0	0	3	0	0	0	0	0	0	0
0	1	0	100	3	4	2	0	0	0	1
0	0	0	9	1	0	0	0	0	0	0
0	0	0	0	0	0	0	0	0	0	0
0	0	0	8	1	0	0	0	0	0	0
0	0	0	0	0	0	0	0	0	0	0
0	0	0	1	0	0	0	0	0	0	0
34	137	5	1,832	195	769	12	0	1	55	
1	1	0	18	1	12	1	0	0	0	
0	0	0	2	0	0	0	0	0	0	
1	1	0	16	1	12	1	0	0	0	
31	129	5	1,743	191	742	10	0	1	53	
8	44	1	827	59	275	9	0	0	9	
0	0	0	0	0	0	0	0	0	0	
3	0	0	49	2	14	1	0	0	0	
20	85	4	867	130	453	0	0	1	44	
2	7	0	71	3	15	1	0	0	2	
0	5	0	40	2	12	1	0	0	1	
0	0	0	1	0	0	0	0	0	0	
2	2	0	28	1	2	0	0	0	1	
0	0	0	1	0	1	0	0	0	0	
0	0	0	1	0	0	0	0	0	0	

Appendix I.1d More detailed version of Table 1.1d, continued

	Recorded	Detected	With relevant proceedings	Court proceedings commenced	Conviction
<b>04 Dangerous or Negligent Acts</b>	<b>227,535</b>	<b>225,473</b>	<b>64,684</b>	<b>24,163</b>	<b>15,194</b>
<b>041 Dangerous or Negligent Operation of a Vehicle</b>	<b>226,998</b>	<b>225,145</b>	<b>64,554</b>	<b>24,061</b>	<b>15,152</b>
0411 Dangerous driving causing serious bodily harm	20	20	17	13	4
0412 Driving/In charge of a vehicle while over legal alcohol limit	18,606	17,717	15,215	13,341	9,993
0413 Driving/In charge of a vehicle under the influence of drugs	113	113	70	53	27
0414 Dangerous/careless driving and motorway offences	16,364	15,465	5,669	3,651	2,076
0415 Speeding	191,895	191,830	43,583	7,003	3,052
<b>042 Other Dangerous or Negligent Acts</b>	<b>537</b>	<b>328</b>	<b>130</b>	<b>102</b>	<b>42</b>
0421 Endangerment with potential for serious harm/death	70	62	40	36	15
0422 Abandoning a child, child neglect and cruelty	303	131	25	19	7
0423 Unseaworthy/Dangerous use of boat or ship	N/A	N/A	N/A	N/A	N/A
0424 False alarm/Interference with aircraft or air transport facilities	16	12	2	1	0
0425 Endangering traffic offences	148	123	63	46	20
<b>05 Kidnapping and Related Offences</b>	<b>80</b>	<b>47</b>	<b>21</b>	<b>19</b>	<b>8</b>
<b>051 False Imprisonment, Abduction</b>	<b>80</b>	<b>47</b>	<b>21</b>	<b>19</b>	<b>8</b>
0511 False Imprisonment	55	38	17	15	7
0512 Abduction of person under 16 years of age	25	9	4	4	1
<b>06 Robbery, Extortion and highjacking offences</b>	<b>2,486</b>	<b>1,188</b>	<b>765</b>	<b>677</b>	<b>252</b>
<b>061 Robbery</b>	<b>2,386</b>	<b>1,125</b>	<b>730</b>	<b>642</b>	<b>238</b>
0611 Robbery of an establishment or institution	1,105	562	412	359	131
0612 Robbery of cash or goods in transit	31	8	3	3	2
0613 Robbery from the person	1,250	555	315	280	105
<b>062 Extortion offences</b>	<b>11</b>	<b>8</b>	<b>5</b>	<b>5</b>	<b>1</b>
0621 Blackmail or extortion	11	8	5	5	1
<b>063 Hijacking Offences</b>	<b>89</b>	<b>55</b>	<b>30</b>	<b>30</b>	<b>13</b>
0631 Carjacking, highjacking/unlawful seizure of aircraft/vessel	89	55	30	30	13
<b>07 Burglary and Related offences</b>	<b>24,771</b>	<b>5,393</b>	<b>3,146</b>	<b>2,688</b>	<b>1,487</b>
<b>071 Burglary</b>	<b>24,771</b>	<b>5,393</b>	<b>3,146</b>	<b>2,688</b>	<b>1,487</b>
0711 Aggravated burglary	282	104	69	56	12
0712 Burglary (not aggravated)	24,255	5,058	2,913	2,485	1,412
0713 Possession of an article (with intent to burgle, steal, demand)	234	231	164	147	63
<b>08 Theft and Related Offences</b>	<b>74,496</b>	<b>26,575</b>	<b>15,288</b>	<b>12,615</b>	<b>6,079</b>
<b>081 Theft/Taking of Vehicle and Related offences</b>	<b>13,661</b>	<b>2,465</b>	<b>1,634</b>	<b>1,404</b>	<b>711</b>
0811 Theft/Unauthorised taking of vehicle.	12,642	1,898	1,216	1,034	531
0812 Interfering with vehicle (with intent to steal item or vehicle)	1,019	567	418	370	180
<b>082 Theft (not vehicle)</b>	<b>59,320</b>	<b>22,595</b>	<b>12,611</b>	<b>10,326</b>	<b>5,015</b>
0821 Theft from person	3,611	897	493	416	220
0822 Theft from shop	18,460	14,748	8,717	7,140	3,498
0823 Theft from vehicle	13,443	1,537	711	599	311
0824 Theft/Unauthorised taking of a pedal cycle	3,148	246	92	82	30
0826 Theft of, or interference with mail	28	10	2	2	2
0827 Theft of other property	20,630	5,157	2,596	2,087	954
<b>083 Handling Stolen Property</b>	<b>1,515</b>	<b>1,515</b>	<b>1,043</b>	<b>885</b>	<b>353</b>
0831 Handling or possession of stolen property	1,515	1,515	1,043	885	353

Results of Court Proceedings										
Proved and order made without conviction	Probation of Offenders Act	Appeals allowed	Pending	Acquittals or Dismissals	Withdrawn, Struck out	Nolle Prosequi entered, Charge Withdrawn	Found insane and incapable of pleading on indictment	Adjourned Sine Die or otherwise disposed of	Non Conviction - Other	
11	89	39	3,743	1,076	3,617	4	0	1	389	
9	82	39	3,705	1,074	3,607	3	0	1	389	
0	0	0	8	0	1	0	0	0	0	
0	4	23	2,474	395	363	2	0	0	87	
	0	0	20	6	0	0	0	0	0	
4	36	3	830	112	534	0	0	1	55	
5	42	13	373	561	2,709	1	0	0	247	
2	7	0	38	2	10	1	0	0	0	
0	0	0	18	0	2	1	0	0	0	
0	0	0	10	1	1	0	0	0	0	
N/A	N/A	N/A	N/A	N/A	N/A	N/A	N/A	N/A	N/A	
0	0	0	1	0	0	0	0	0	0	
2	7	0	9	1	7	0	0	0	0	
0	0	0	11	0	0	0	0	0	0	
0	0	0	11	0	0	0	0	0	0	
0	0	0	8	0	0	0	0	0	0	
0	0	0	3	0	0	0	0	0	0	
0	0	0	390	4	21	5	0	0	5	
0	0	0	369	4	21	5	0	0	5	
0	0	0	210	1	12	2	0	0	3	
0	0	0	1	0	0	0	0	0	0	
0	0	0	158	3	9	3	0	0	2	
0	0	0	4	0	0	0	0	0	0	
0	0	0	4	0	0	0	0	0	0	
0	0	0	17	0	0	0	0	0	0	
0	0	0	17	0	0	0	0	0	0	
9	16	1	931	40	187	3	0	0	14	
9	16	1	931	40	187	3	0	0	14	
0	0	0	39	0	4	1	0	0	0	
9	15	1	834	32	169	2	0	0	11	
0	1	0	58	8	14	0	0	0	3	
235	620	1	4,296	206	986	6	0	4	182	
4	13	0	483	29	138	2	0	1	23	
4	9	0	358	19	98	1	0	0	14	
0	4	0	125	10	40	1	0	1	9	
224	579	1	3,457	151	749	2	0	3	145	
1	5	0	136	13	35	1	0	0	5	
192	454	0	2,311	99	486	0	0	0	100	
5	4	0	211	2	52	0	0	1	13	
0	1	0	38	3	9	0	0	0	1	
0	0	0	0	0	0	0	0	0	0	
26	115	1	761	34	167	1	0	2	26	
7	28	0	356	26	99	2	0	0	14	
7	28	0	356	26	99	2	0	0	14	

Appendix I.1d More detailed version of Table 1.1d, continued

	Recorded	Detected	With relevant proceedings	Court proceedings commenced	Conviction
<b>09 Fraud, deception and Related Offences</b>	<b>4,167</b>	<b>2,170</b>	<b>1,117</b>	<b>863</b>	<b>405</b>
<b>091 Fraud, Forgery and False Instrument Offences</b>	<b>3,954</b>	<b>2,057</b>	<b>1,074</b>	<b>830</b>	<b>392</b>
0911 Fraud, deception, false pretence offences	2,380	882	418	321	133
0912 Forging an instrument to defraud	1,440	1,072	590	463	238
0913 Possession of an article for use in fraud, deception or extortion	115	96	63	44	20
0914 Falsification of accounts	15	4	1	1	0
0915 Offences under the Companies Act	3	2	1	1	1
0916 Offences under the Investment Intermediaries Act	1	1	1	0	0
0917 Offences under the Stock Exchange Act	0	0	0	0	0
<b>092 Other fraud</b>	<b>60</b>	<b>54</b>	<b>15</b>	<b>13</b>	<b>6</b>
0921 Money laundering	15	14	2	2	1
0922 Embezzlement	10	8	2	2	0
0923 Fraud against the European Union	0	0	0	0	0
0924 Importation/Sale/Supply of tobacco offences	35	32	11	9	5
<b>093 Counterfeiting Currency and Related Offences</b>	<b>151</b>	<b>59</b>	<b>28</b>	<b>20</b>	<b>7</b>
0931 Counterfeiting notes and coins	151	59	28	20	7
<b>094 Corruption</b>	<b>2</b>	<b>0</b>	<b>0</b>	<b>0</b>	<b>0</b>
0941 Corruption (involving public office holder)	2	0	0	0	0
<b>10 Controlled Drug Offences</b>	<b>14,233</b>	<b>13,963</b>	<b>8,924</b>	<b>5,762</b>	<b>2,676</b>
<b>101 Importation / Manufacture of Drugs</b>	<b>135</b>	<b>133</b>	<b>86</b>	<b>67</b>	<b>29</b>
1011 Importation of drugs	43	41	32	31	11
1012 Cultivation or manufacture of drugs	92	92	54	36	18
<b>102 Possession of Drugs</b>	<b>13,488</b>	<b>13,223</b>	<b>8,398</b>	<b>5,353</b>	<b>2,507</b>
1021 Possession of drugs for sale or supply	3,025	3,025	2,291	1,714	657
1022 Possession of drugs for personal use	10,463	10,198	6,107	3,639	1,850
<b>103 Other Drug Offences</b>	<b>610</b>	<b>607</b>	<b>440</b>	<b>342</b>	<b>140</b>
1031 Forged or altered prescription offences	138	138	91	68	24
1032 Obstruction under the Drugs Act	472	469	349	274	116
<b>11 Weapons and Explosives Offences</b>	<b>3,117</b>	<b>2,767</b>	<b>1,647</b>	<b>1,343</b>	<b>652</b>
<b>111 Explosives, Chemical Weapons Offences</b>	<b>163</b>	<b>143</b>	<b>29</b>	<b>19</b>	<b>14</b>
1111 Causing an explosion	14	5	1	1	0
1112 Making of explosives	0	0	0	0	0
1113 Possession of explosives	149	138	28	18	14
1114 Chemical weapons offences	0	0	0	0	0
<b>112 Firearms Offences</b>	<b>721</b>	<b>459</b>	<b>208</b>	<b>171</b>	<b>77</b>
1121 Discharging a firearm	297	87	29	25	14
1122 Possession of a firearm	424	372	179	146	63
<b>113 Offensive Weapons Offences (NEC)</b>	<b>2,200</b>	<b>2,139</b>	<b>1,407</b>	<b>1,151</b>	<b>561</b>
1131 Possession of offensive weapons (not firearms)	2,200	2,139	1,407	1,151	561
<b>114 Fireworks Offences</b>	<b>33</b>	<b>26</b>	<b>3</b>	<b>2</b>	<b>0</b>
1141 Fireworks Offences (for sale, igniting etc.)	33	26	3	2	0
<b>12 Damage to Property and to the Environment</b>	<b>43,570</b>	<b>8,969</b>	<b>4,297</b>	<b>3,501</b>	<b>1,436</b>
<b>121 Criminal Damage</b>	<b>43,437</b>	<b>8,879</b>	<b>4,243</b>	<b>3,468</b>	<b>1,413</b>
1211 Arson	1,635	351	133	108	34
1212 Criminal damage (not arson)	41,802	8,528	4,110	3,360	1,379
<b>122 Environmental Damage</b>	<b>133</b>	<b>90</b>	<b>54</b>	<b>33</b>	<b>23</b>
1221 Litter offences	133	90	54	33	23

Results of Court Proceedings										
Proved and order made without conviction	Probation of Offenders Act	Appeals allowed	Pending	Acquittals or Dismissals	Withdrawn, Struck out	Nolle Prosequi entered, Charge Withdrawn	Found insane and incapable of pleading on indictment	Adjourned Sine Die or otherwise disposed of	Non Conviction - Other	
9	22	1	342	21	55	0	0	0	8	
9	21	1	327	21	52	0	0	0	7	
0	7	0	153	7	19	0	0	0	2	
9	14	1	158	11	27	0	0	0	5	
0	0	0	15	3	6	0	0	0	0	
0	0	0	1	0	0	0	0	0	0	
0	0	0	0	0	0	0	0	0	0	
0	0	0	0	0	0	0	0	0	0	
0	0	0	0	0	0	0	0	0	0	
0	0	0	5	0	1	0	0	0	1	
0	0	0	1	0	0	0	0	0	0	
0	0	0	1	0	1	0	0	0	0	
0	0	0	0	0	0	0	0	0	0	
0	0	0	3	0	0	0	0	0	1	
0	1	0	10	0	2	0	0	0	0	
0	1	0	10	0	2	0	0	0	0	
0	0	0	0	0	0	0	0	0	0	
0	0	0	0	0	0	0	0	0	0	
96	332	4	1,897	111	556	7	0	0	83	
1	4	0	30	0	3	0	0	0	0	
0	0	0	20	0	0	0	0	0	0	
1	4	0	10	0	3	0	0	0	0	
95	318	4	1,725	96	525	7	0	0	76	
10	24	0	908	24	66	6	0	0	19	
85	294	4	817	72	459	1	0	0	57	
0	10	0	142	15	28	0	0	0	7	
0	2	0	37	2	2	0	0	0	1	
0	8	0	105	13	26	0	0	0	6	
7	46	2	446	57	119	0	0	0	14	
0	0	0	4	1	0	0	0	0	0	
0	0	0	1	0	0	0	0	0	0	
0	0	0	0	0	0	0	0	0	0	
0	0	0	3	1	0	0	0	0	0	
0	0	0	0	0	0	0	0	0	0	
0	18	0	59	1	16	0	0	0	0	
0	1	0	7	0	3	0	0	0	0	
0	17	0	52	1	13	0	0	0	0	
7	27	2	383	55	102	0	0	0	14	
7	27	2	383	55	102	0	0	0	14	
0	1	0	0	0	1	0	0	0	0	
0	1	0	0	0	1	0	0	0	0	
34	194	4	1,177	82	521	5	0	0	48	
34	193	4	1,176	81	516	5	0	0	46	
1	1	0	60	0	12	0	0	0	0	
33	192	4	1,116	81	504	5	0	0	46	
0	1	0	1	1	5	0	0	0	2	
0	1	0	1	1	5	0	0	0	2	

Appendix I.1d More detailed version of Table 1.1d, continued

	Recorded	Detected	With relevant proceedings	Court proceedings commenced	Conviction
<b>13 Public Order and other Social Code Offences</b>	<b>56,648</b>	<b>50,514</b>	<b>29,725</b>	<b>23,512</b>	<b>13,099</b>
<b>131 Disorderly Conduct</b>	<b>47,214</b>	<b>45,068</b>	<b>27,031</b>	<b>21,295</b>	<b>11,940</b>
1311 Affray/Riot/Violent disorder	94	78	57	50	19
1312 Public order offences	35,198	33,338	20,550	16,281	9,080
1313 Drunkenness offences	11,864	11,601	6,408	4,949	2,833
1314 Air rage - disruptive or drunken behaviour on aircraft	58	51	16	15	8
<b>132 Trespass Offences</b>	<b>2,356</b>	<b>1,859</b>	<b>1,007</b>	<b>851</b>	<b>363</b>
1321 Forcible entry and occupation (not burglary)	2	1	1	1	0
1322 Trespass on lands or enclosed areas	2,354	1,858	1,006	850	363
<b>133 Liquor Licensing Offences</b>	<b>5,749</b>	<b>2,431</b>	<b>920</b>	<b>753</b>	<b>534</b>
1331 Liquor licensing offences	5,721	2,420	920	753	534
1332 Registered clubs offences	26	10	0	0	0
1333 Special restaurant offences	2	1	0	0	0
<b>134 Prostitution Offences</b>	<b>108</b>	<b>95</b>	<b>63</b>	<b>53</b>	<b>27</b>
1341 Brothel keeping	12	9	1	1	0
1342 Organisation of prostitution	17	15	9	6	1
1343 Prostitution, including soliciting etc.	79	71	53	46	26
<b>135 Regulated Betting/Money, Collection/Trading Offences</b>	<b>419</b>	<b>370</b>	<b>242</b>	<b>179</b>	<b>107</b>
1351 Offences under the Betting Acts	7	3	1	0	0
1352 Collecting money without permit, unauthorised collection	26	25	14	9	4
1353 Offences under Gaming and Lotteries Acts	39	17	10	9	8
1354 Permit/License offences for casual/street trading	347	325	217	161	95
<b>136 Social Code Offences (NEC)</b>	<b>802</b>	<b>691</b>	<b>462</b>	<b>381</b>	<b>128</b>
1361 Bestiality	0	0	0	0	0
1362 Indecency	194	108	67	52	20
1363 Allowing a child (under 16 years) to beg	1	0	0	0	0
1364 Bigamy	2	2	0	0	0
1365 Begging	605	581	395	329	108
<b>14 Road and Traffic Offences (NEC)</b>	<b>275,592</b>	<b>272,790</b>	<b>125,382</b>	<b>46,291</b>	<b>20,974</b>
<b>141 Driving Licence/Insurance Offences</b>	<b>37,781</b>	<b>37,490</b>	<b>30,589</b>	<b>15,138</b>	<b>6,300</b>
1411 Driving licence-failure to have, produce, etc.	7,214	7,141	5,961	2,636	952
1412 Insurance-failure to have, produce, display, etc.	30,567	27,902	24,552	12,502	5,348
<b>142 Tax/Registration Offences</b>	<b>58,113</b>	<b>57,946</b>	<b>21,171</b>	<b>6,100</b>	<b>3,089</b>
1421 No tax, non-display of tax, unregistered vehicle etc.	58,101	57,934	21,162	6,095	3,087
1422 Misuse of Trade Licence	12	12	9	5	2
<b>143 Roadworthiness/Regulatory Offences</b>	<b>175,997</b>	<b>174,019</b>	<b>71,749</b>	<b>24,006</b>	<b>11,018</b>
1431 Misuse of trailers, weight and other offences	989	900	617	395	249
1432 Obstruction under Road Traffic Acts	223	119	66	47	23
1433 Other road offences	174,785	173,000	71,066	23,564	10,746
<b>144 Road Transport/Public Service Vehicles Offences</b>	<b>3,701</b>	<b>3,335</b>	<b>1,873</b>	<b>1,047</b>	<b>567</b>
1441 Road Transport - carriage of goods offences	3,048	2,815	1,668	918	505
1442 Public Service Vehicle offences	646	513	205	129	62
1443 Light rail offences (Luas)	7	7	0	0	0

Results of Court Proceedings									
Proved and order made without conviction	Probation of Offenders Act	Appeals allowed	Pending	Acquittals or Dismissals	Withdrawn, Struck out	Nolle Prosequi entered, Charge Withdrawn	Found insane and incapable of pleading on indictment	Adjourned Sine Die or otherwise disposed of	Non Conviction - Other
<b>405</b>	<b>2,031</b>	<b>14</b>	<b>4,648</b>	<b>558</b>	<b>2,335</b>	<b>4</b>	<b>0</b>	<b>4</b>	<b>414</b>
<b>389</b>	<b>1,924</b>	<b>14</b>	<b>4,123</b>	<b>473</b>	<b>2,052</b>	<b>2</b>	<b>0</b>	<b>4</b>	<b>374</b>
0	0	0	24	0	7	0	0	0	0
305	1,411	13	3,245	373	1,533	2	0	4	315
84	512	1	850	100	510	0	0	0	59
0	1	0	4	0	2	0	0	0	0
<b>5</b>	<b>37</b>	<b>0</b>	<b>261</b>	<b>33</b>	<b>128</b>	<b>2</b>	<b>0</b>	<b>0</b>	<b>22</b>
0	0	0	1	0	0	0	0	0	0
5	37	0	260	33	128	2	0	0	22
<b>4</b>	<b>22</b>	<b>0</b>	<b>76</b>	<b>32</b>	<b>78</b>	<b>0</b>	<b>0</b>	<b>0</b>	<b>7</b>
4	22	0	76	32	78	0	0	0	7
0	0	0	0	0	0	0	0	0	0
0	0	0	0	0	0	0	0	0	0
<b>0</b>	<b>6</b>	<b>0</b>	<b>17</b>	<b>1</b>	<b>1</b>	<b>0</b>	<b>0</b>	<b>0</b>	<b>1</b>
0	0	0	1	0	0	0	0	0	0
0	0	0	4	0	0	0	0	0	1
0	6	0	12	1	1	0	0	0	0
<b>3</b>	<b>6</b>	<b>0</b>	<b>45</b>	<b>3</b>	<b>12</b>	<b>0</b>	<b>0</b>	<b>0</b>	<b>3</b>
0	0	0	0	0	0	0	0	0	0
0	0	0	4	0	0	0	0	0	1
0	0	0	1	0	0	0	0	0	0
3	6	0	40	3	12	0	0	0	2
<b>4</b>	<b>36</b>	<b>0</b>	<b>126</b>	<b>16</b>	<b>64</b>	<b>0</b>	<b>0</b>	<b>0</b>	<b>7</b>
0	0	0	0	0	0	0	0	0	0
1	1	0	24	2	4	0	0	0	0
0	0	0	0	0	0	0	0	0	0
0	0	0	0	0	0	0	0	0	0
3	35	0	102	14	60	0	0	0	7
<b>58</b>	<b>650</b>	<b>127</b>	<b>4,344</b>	<b>1,715</b>	<b>17,118</b>	<b>9</b>	<b>0</b>	<b>4</b>	<b>1,292</b>
<b>19</b>	<b>187</b>	<b>72</b>	<b>1,591</b>	<b>538</b>	<b>6,018</b>	<b>1</b>	<b>0</b>	<b>2</b>	<b>410</b>
1	47	1	130	110	1,315	0	0	0	80
18	140	71	1,461	428	4,703	1	0	2	330
<b>11</b>	<b>139</b>	<b>4</b>	<b>287</b>	<b>216</b>	<b>2,236</b>	<b>1</b>	<b>0</b>	<b>0</b>	<b>117</b>
11	139	4	287	216	2,233	1	0	0	117
0	0	0	0	0	3	0	0	0	0
<b>28</b>	<b>299</b>	<b>47</b>	<b>2,390</b>	<b>909</b>	<b>8,573</b>	<b>6</b>	<b>0</b>	<b>2</b>	<b>734</b>
0	8	2	26	15	89	0	0	0	6
0	1	0	3	4	15	0	0	0	1
28	290	45	2,361	890	8,469	6	0	2	727
<b>0</b>	<b>25</b>	<b>4</b>	<b>76</b>	<b>52</b>	<b>291</b>	<b>1</b>	<b>0</b>	<b>0</b>	<b>31</b>
0	16	4	55	49	262	1	0	0	26
0	9	0	21	3	29	0	0	0	5
0	0	0	0	0	0	0	0	0	0

Appendix I.1d More detailed version of Table 1.1d, continued

	Recorded	Detected	With relevant proceedings	Court proceedings commenced	Conviction
<b>15 Offences against Government, Justice Procedures and Organisation of Crime</b>	<b>9,445</b>	<b>9,333</b>	<b>4,914</b>	<b>4,005</b>	<b>1,737</b>
<b>151 Offences Against Government and its agents</b>	<b>237</b>	<b>193</b>	<b>73</b>	<b>47</b>	<b>25</b>
1511 Treason	0	0	0	0	0
1512 Breaches of Offences against the State Acts	73	59	1	1	1
1513 Breaches of Official Secrets Act	0	0	0	0	0
1514 Impersonating member of An Garda Síochána	13	8	2	1	1
1515 Electoral offences including personation	0	0	0	0	0
1516 Public mischief-annoying phone calls and wasting police time	107	82	30	26	13
1517 Criminal Assets Bureau offences	2	2	1	0	0
1518 Non compliance with Garda direction	42	42	39	19	10
<b>152 Organisation of Crime and Conspiracy to Commit Crime</b>	<b>18</b>	<b>15</b>	<b>0</b>	<b>0</b>	<b>0</b>
1521 Criminal organisation offences (organised crime)	N/A	N/A	N/A	N/A	N/A
1522 Conspiracy to commit a crime	18	15	0	0	0
<b>153 Perverting the Course of justice</b>	<b>248</b>	<b>191</b>	<b>12</b>	<b>9</b>	<b>3</b>
1531 Perjury	5	5	2	2	0
1532 Interfering with a jury (embracery)	1	0	0	0	0
1533 Assisting offenders	0	0	0	0	0
1534 Public mischief, pervert course of justice, conceal offence	242	186	10	7	3
<b>154 Offences while in Custody and Related offences</b>	<b>76</b>	<b>70</b>	<b>34</b>	<b>29</b>	<b>24</b>
1541 Escape or help to escape from custody	76	70	34	29	24
1542 Prison offences	N/A	N/A	N/A	N/A	N/A
<b>155 Breach of Justice/Court Order</b>	<b>8,866</b>	<b>8,864</b>	<b>4,795</b>	<b>3,920</b>	<b>1,685</b>
1551 Breach of Domestic Violence Order (protection, safety, barring)	1,184	1,184	1,057	954	305
1552 Breach of bail	4,067	4,067	2,427	1,945	927
1553 Failure to comply under Sex Offenders Act	16	16	5	3	2
1554 Breach of Order under Family Law Act	88	86	3	2	0
1555 Other failure to comply with court order, jury summons, warrant etc.	3,511	3,511	1,303	1,016	451
<b>16 Offences Not Elsewhere Classified</b>	<b>2,587</b>	<b>1,772</b>	<b>759</b>	<b>571</b>	<b>251</b>
<b>161 Importation/Control/Welfare of Animals offences</b>	<b>791</b>	<b>376</b>	<b>249</b>	<b>179</b>	<b>100</b>
1611 Illegal importation of animals	0	0	0	0	0
1612 Control of horses offences	107	31	21	14	10
1613 Dog ownership offences (licence, control etc)	467	206	127	77	43
1614 Offences against animals	217	139	101	88	47
<b>162 Fisheries/Maritime Offences</b>	<b>40</b>	<b>36</b>	<b>14</b>	<b>5</b>	<b>2</b>
1621 Breaches of EU fishing quota and related EU regulation	40	36	14	5	2
1622 Merchant shipping / Maritime safety offences	N/A	N/A	N/A	N/A	N/A
<b>163 Use of Data, Electronic Counterfeit and Broadcasting</b>	<b>94</b>	<b>77</b>	<b>7</b>	<b>6</b>	<b>4</b>
1631 Unauthorised accessing of data	6	2	0	0	0
1632 Recording, possession or distribution of counterfeit material	75	67	0	0	0
1633 Unauthorised broadcasting and illegal signal reception	13	8	7	6	4
<b>164 Miscellaneous Offences</b>	<b>1,662</b>	<b>1,283</b>	<b>489</b>	<b>381</b>	<b>145</b>
1641 Abortion	0	0	0	0	0
1642 Procuring or assisting in abortion	1	1	1	1	0
1643 Concealment of birth	0	0	0	0	0
1644 Destroying / Disposing of a dead body	0	0	0	0	0
1645 Pawnbroking offences	0	0	0	0	0
1646 Offences in connection with rail travel	43	39	14	11	6
1647 Employment permit offences (relating to non-Irish national)	26	25	21	16	7
1648 Immigration offences/carrier liability	1,592	1,218	453	353	132



Results of Court Proceedings										
Proved and order made without conviction	Probation of Offenders Act	Appeals allowed	Pending	Acquittals or Dismissals	Withdrawn, Struck out	Nolle Prosequi entered, Charge Withdrawn	Found insane and incapable of pleading on indictment	Adjourned Sine Die or otherwise disposed of	Non Conviction - Other	
<b>28</b>	<b>80</b>	<b>6</b>	<b>1,447</b>	<b>136</b>	<b>500</b>	<b>2</b>	<b>0</b>	<b>13</b>	<b>56</b>	
<b>0</b>	<b>0</b>	<b>0</b>	<b>20</b>	<b>0</b>	<b>2</b>	<b>0</b>	<b>0</b>	<b>0</b>	<b>0</b>	
0	0	0	0	0	0	0	0	0	0	
0	0	0	0	0	0	0	0	0	0	
0	0	0	0	0	0	0	0	0	0	
0	0	0	0	0	0	0	0	0	0	
0	0	0	0	0	0	0	0	0	0	
0	0	0	13	0	0	0	0	0	0	
0	0	0	0	0	0	0	0	0	0	
0	0	0	7	0	2	0	0	0	0	
<b>0</b>	<b>0</b>	<b>0</b>	<b>0</b>	<b>0</b>	<b>0</b>	<b>0</b>	<b>0</b>	<b>0</b>	<b>0</b>	
N/A	N/A	N/A	N/A	N/A	N/A	N/A	N/A	N/A	N/A	
0	0	0	0	0	0	0	0	0	0	
<b>0</b>	<b>0</b>	<b>0</b>	<b>4</b>	<b>0</b>	<b>2</b>	<b>0</b>	<b>0</b>	<b>0</b>	<b>0</b>	
0	0	0	2	0	0	0	0	0	0	
0	0	0	0	0	0	0	0	0	0	
0	0	0	0	0	0	0	0	0	0	
0	0	0	2	0	2	0	0	0	0	
<b>0</b>	<b>0</b>	<b>0</b>	<b>4</b>	<b>0</b>	<b>1</b>	<b>0</b>	<b>0</b>	<b>0</b>	<b>0</b>	
0	0	0	4	0	1	0	0	0	0	
N/A	N/A	N/A	N/A	N/A	N/A	N/A	N/A	N/A	N/A	
<b>28</b>	<b>80</b>	<b>6</b>	<b>1,419</b>	<b>136</b>	<b>495</b>	<b>2</b>	<b>0</b>	<b>13</b>	<b>56</b>	
14	30	4	233	75	263	2	0	12	16	
12	30	0	754	36	161	0	0	0	25	
0	0	0	1	0	0	0	0	0	0	
0	0	0	1	0	0	0	0	1	0	
2	20	2	430	25	71	0	0	0	15	
<b>19</b>	<b>29</b>	<b>1</b>	<b>162</b>	<b>25</b>	<b>75</b>	<b>0</b>	<b>0</b>	<b>0</b>	<b>9</b>	
<b>3</b>	<b>6</b>	<b>0</b>	<b>50</b>	<b>6</b>	<b>12</b>	<b>0</b>	<b>0</b>	<b>0</b>	<b>2</b>	
0	0	0	0	0	0	0	0	0	0	
0	0	0	3	0	1	0	0	0	0	
2	5	0	17	2	7	0	0	0	1	
1	1	0	30	4	4	0	0	0	1	
<b>0</b>	<b>0</b>	<b>0</b>	<b>3</b>	<b>0</b>	<b>0</b>	<b>0</b>	<b>0</b>	<b>0</b>	<b>0</b>	
0	0	0	3	0	0	0	0	0	0	
N/A	N/A	N/A	N/A	N/A	N/A	N/A	N/A	N/A	N/A	
<b>0</b>	<b>0</b>	<b>0</b>	<b>2</b>	<b>0</b>	<b>0</b>	<b>0</b>	<b>0</b>	<b>0</b>	<b>0</b>	
0	0	0	0	0	0	0	0	0	0	
0	0	0	0	0	0	0	0	0	0	
0	0	0	0	0	0	0	0	0	0	
0	0	0	0	0	0	0	0	0	0	
0	0	0	0	0	0	0	0	0	0	
0	1	0	3	0	1	0	0	0	0	
1	0	0	0	0	7	0	0	0	1	
15	22	1	103	19	55	0	0	0	6	

**Appendix I.2a More detailed version of Table 1.2a**

	With any proceedings	Court proceedings commenced	Conviction	Proved and order made without conviction	Probation of Offenders Act
<b>01 Homicide Offences</b>	<b>59</b>	<b>56</b>	<b>46</b>	<b>0</b>	<b>0</b>
<b>011 Murder/Manslaughter/Infanticide</b>	<b>32</b>	<b>31</b>	<b>25</b>	<b>0</b>	<b>0</b>
0111 Murder	18	17	13	0	0
0112 Manslaughter	14	14	12	0	0
0113 Infanticide	0	0	0	0	0
<b>012 Dangerous Driving Leading to Death</b>	<b>27</b>	<b>25</b>	<b>21</b>	<b>0</b>	<b>0</b>
0121 Manslaughter (traffic fatality)	1	1	1	0	0
0122 Dangerous driving causing death	26	24	20	0	0
<b>02 Sexual Offences</b>	<b>880</b>	<b>768</b>	<b>451</b>	<b>0</b>	<b>0</b>
<b>021 Rape and Sexual Assault</b>	<b>807</b>	<b>717</b>	<b>414</b>	<b>0</b>	<b>0</b>
0211 Rape of a male or female	67	62	33	0	0
0212 Defilement of a boy or girl less than 17 years old	61	56	32	0	0
0213 Sexual offence involving mentally impaired person	2	0	0	0	0
0214 Aggravated sexual assault	3	3	3	0	0
0215 Sexual assault (not aggravated)	674	596	346	0	0
<b>022 Other Sexual Offences</b>	<b>73</b>	<b>51</b>	<b>37</b>	<b>0</b>	<b>0</b>
0221 Incest	1	1	1	0	0
0222 Child pornography offences	54	32	23	0	0
0223 Child pornography - obstruction of warrant	0	0	0	0	0
0224 Gross indecency	18	18	13	0	0
<b>03 Attempts/Threats to Murder, Assaults, Harassments and Related offences</b>	<b>6,715</b>	<b>5,926</b>	<b>2,757</b>	<b>64</b>	<b>186</b>
<b>031 Attempts/Threats to Murder</b>	<b>28</b>	<b>27</b>	<b>9</b>	<b>0</b>	<b>2</b>
0311 Murder-attempt	0	0	0	0	0
0312 Murder-threat	28	27	9	0	2
<b>032 Assaults</b>	<b>6,332</b>	<b>5,583</b>	<b>2,617</b>	<b>58</b>	<b>174</b>
0321 Assault causing harm	2,156	1,940	981	10	40
0322 Poisoning	0	0	0	0	0
0323 Assault or obstruction of Garda/official, resisting arrest	199	173	106	1	3
0324 Minor assault	3,977	3,470	1,530	47	131
<b>033 Harassment and Related Offences</b>	<b>355</b>	<b>316</b>	<b>131</b>	<b>6</b>	<b>10</b>
0331 Harassment, stalking, threats	189	161	79	4	5
0332 Coercion	2	2	1	0	0
0333 Menacing phone calls	156	145	49	1	5
0334 Incitement to hatred offences	8	8	2	1	0
0335 Demanding payment of debt causing alarm	0	0	0	0	0

Results of Court Proceedings							
Appeals allowed	Pending	Acquittals or Dismissals	Withdrawn, Struck out	Nolle Prosequi entered, Charge Withdrawn	Found insane and incapable of pleading on indictment	Adjourned Sine Die or otherwise disposed of	Non Conviction - Other
0	4	5	0	1	0	0	0
0	2	3	0	1	0	0	0
0	2	1	0	1	0	0	0
0	0	2	0	0	0	0	0
0	0	0	0	0	0	0	0
0	2	2	0	0	0	0	0
0	0	0	0	0	0	0	0
0	2	2	0	0	0	0	0
0	192	41	16	64	0	0	4
0	185	39	14	61	0	0	4
0	17	1	3	7	0	0	1
0	17	1	3	2	0	0	1
0	0	0	0	0	0	0	0
0	0	0	0	0	0	0	0
0	151	37	8	52	0	0	2
0	7	2	2	3	0	0	0
0	0	0	0	0	0	0	0
0	4	0	2	3	0	0	0
0	0	0	0	0	0	0	0
0	3	2	0	0	0	0	0
35	1,069	477	1,193	41	0	12	92
0	4	1	10	0	0	1	0
0	0	0	0	0	0	0	0
0	4	1	10	0	0	1	0
33	965	465	1,136	37	0	11	87
11	359	153	331	29	0	3	23
0	0	0	0	0	0	0	0
0	32	9	15	2	0	0	5
22	574	303	790	6	0	8	59
2	100	11	47	4	0	0	5
1	33	6	30	2	0	0	1
0	0	0	1	0	0	0	0
1	66	4	13	2	0	0	4
0	1	1	3	0	0	0	0
0	0	0	0	0	0	0	0

Appendix I.2a More detailed version of Table 1.2a, continued

	With any proceedings	Court proceedings commenced	Conviction	Proved and order made without conviction	Probation of Offenders Act
<b>04 Dangerous or Negligent Acts</b>	<b>51,155</b>	<b>14,021</b>	<b>9,817</b>	<b>12</b>	<b>25</b>
<b>041 Dangerous or Negligent Operation of a Vehicle</b>	<b>51,019</b>	<b>13,912</b>	<b>9,757</b>	<b>8</b>	<b>20</b>
0411 Dangerous driving causing serious bodily harm	17	16	12	0	0
0412 Driving/In charge of a vehicle while over legal alcohol limit	9,935	8,969	6,650	1	3
0413 Driving/In charge of a vehicle under the influence of drugs	64	53	31	0	0
0414 Dangerous/careless driving and motorway offences	3,177	2,731	1,741	7	13
0415 Speeding	37,826	2,143	1,323	0	4
<b>042 Other Dangerous or Negligent Acts</b>	<b>136</b>	<b>109</b>	<b>60</b>	<b>4</b>	<b>5</b>
0421 Endangerment with potential for serious harm/death	29	25	17	0	0
0422 Abandoning a child, child neglect and cruelty	35	31	17	3	1
0423 Unseaworthy/Dangerous use of boat or ship	N/A	N/A	N/A	N/A	N/A
0424 False alarm/Interference with aircraft or air transport facilities	3	3	2	0	0
0425 Endangering traffic offences	69	50	24	1	4
<b>05 Kidnapping and Related Offences</b>	<b>27</b>	<b>24</b>	<b>12</b>	<b>0</b>	<b>0</b>
<b>051 False Imprisonment, Abduction</b>	<b>27</b>	<b>24</b>	<b>12</b>	<b>0</b>	<b>0</b>
0511 False Imprisonment	24	22	10	0	0
0512 Abduction of person under 16 years of age	3	2	2	0	0
<b>06 Robbery, Extortion and highjacking offences</b>	<b>748</b>	<b>717</b>	<b>501</b>	<b>0</b>	<b>4</b>
<b>061 Robbery</b>	<b>718</b>	<b>690</b>	<b>482</b>	<b>0</b>	<b>4</b>
0611 Robbery of an establishment or institution	286	278	197	0	0
0612 Robbery of cash or goods in transit	7	6	5	0	0
0613 Robbery from the person	425	406	280	0	4
<b>062 Extortion offences</b>	<b>7</b>	<b>6</b>	<b>2</b>	<b>0</b>	<b>0</b>
0621 Blackmail or extortion	7	6	2	0	0
<b>063 Hijacking Offences</b>	<b>23</b>	<b>21</b>	<b>17</b>	<b>0</b>	<b>0</b>
0631 Carjacking, highjacking/unlawful seizure of aircraft/vessel	23	21	17	0	0
<b>07 Burglary and Related offences</b>	<b>3,184</b>	<b>2,923</b>	<b>1,932</b>	<b>5</b>	<b>27</b>
<b>071 Burglary</b>	<b>3,184</b>	<b>2,923</b>	<b>1,932</b>	<b>5</b>	<b>27</b>
0711 Aggravated burglary	73	69	51	0	0
0712 Burglary (not aggravated)	2,945	2,701	1,802	5	24
0713 Possession of an article (with intent to burgle, steal, demand)	166	153	79	0	3
<b>08 Theft and Related Offences</b>	<b>16,144</b>	<b>14,249</b>	<b>7,251</b>	<b>279</b>	<b>1,026</b>
<b>081 Theft/Taking of Vehicle and Related offences</b>	<b>1,544</b>	<b>1,417</b>	<b>907</b>	<b>6</b>	<b>22</b>
0811 Theft/Unauthorised taking of vehicle.	1,168	1,067	708	2	12
0812 Interfering with vehicle (with intent to steal item or vehicle)	376	350	199	4	10
<b>082 Theft (not vehicle)</b>	<b>13,472</b>	<b>11,820</b>	<b>5,841</b>	<b>270</b>	<b>982</b>
0821 Theft from person	801	740	415	4	12
0822 Theft from shop	8,907	7,754	3,591	241	829
0823 Theft from vehicle	775	704	402	2	18
0824 Theft/Unauthorised taking of a pedal cycle	86	73	34	1	5
0826 Theft of, or interference with mail	16	13	12	0	0
0827 Theft of other property	2,887	2,536	1,387	22	118
<b>083 Handling Stolen Property</b>	<b>1,128</b>	<b>1,012</b>	<b>503</b>	<b>3</b>	<b>22</b>
0831 Handling or possession of stolen property	1,128	1,012	503	3	22

Results of Court Proceedings							
Appeals allowed	Pending	Acquittals or Dismissals	Withdrawn, Struck out	Nolle Prosequi entered, Charge Withdrawn	Found insane and incapable of pleading on indictment	Adjourned Sine Die or otherwise disposed of	Non Conviction - Other
<b>125</b>	<b>1,438</b>	<b>957</b>	<b>1,451</b>	<b>13</b>	<b>0</b>	<b>11</b>	<b>172</b>
<b>125</b>	<b>1,420</b>	<b>952</b>	<b>1,439</b>	<b>10</b>	<b>0</b>	<b>11</b>	<b>170</b>
0	1	3	0	0	0	0	0
81	1,021	652	472	4	0	10	75
1	6	6	8	0	0	0	1
25	339	162	400	4	0	1	39
18	53	129	559	2	0	0	55
<b>0</b>	<b>18</b>	<b>5</b>	<b>12</b>	<b>3</b>	<b>0</b>	<b>0</b>	<b>2</b>
0	3	2	2	1	0	0	0
0	6	2	1	0	0	0	1
N/A	N/A	N/A	N/A	N/A	N/A	N/A	N/A
0	1	0	0	0	0	0	0
0	8	1	9	2	0	0	1
<b>0</b>	<b>6</b>	<b>1</b>	<b>3</b>	<b>1</b>	<b>0</b>	<b>0</b>	<b>1</b>
<b>0</b>	<b>6</b>	<b>1</b>	<b>3</b>	<b>1</b>	<b>0</b>	<b>0</b>	<b>1</b>
0	6	1	3	1	0	0	1
0	0	0	0	0	0	0	0
<b>0</b>	<b>168</b>	<b>9</b>	<b>28</b>	<b>4</b>	<b>0</b>	<b>0</b>	<b>3</b>
<b>0</b>	<b>162</b>	<b>8</b>	<b>27</b>	<b>4</b>	<b>0</b>	<b>0</b>	<b>3</b>
0	68	3	7	2	0	0	1
0	1	0	0	0	0	0	0
0	93	5	20	2	0	0	2
<b>0</b>	<b>3</b>	<b>0</b>	<b>1</b>	<b>0</b>	<b>0</b>	<b>0</b>	<b>0</b>
0	3	0	1	0	0	0	0
<b>0</b>	<b>3</b>	<b>1</b>	<b>0</b>	<b>0</b>	<b>0</b>	<b>0</b>	<b>0</b>
0	3	1	0	0	0	0	0
<b>1</b>	<b>615</b>	<b>46</b>	<b>245</b>	<b>31</b>	<b>0</b>	<b>3</b>	<b>18</b>
<b>1</b>	<b>615</b>	<b>46</b>	<b>245</b>	<b>31</b>	<b>0</b>	<b>3</b>	<b>18</b>
0	13	0	2	3	0	0	0
1	561	38	225	27	0	2	16
0	41	8	18	1	0	1	2
<b>11</b>	<b>3,624</b>	<b>425</b>	<b>1,360</b>	<b>52</b>	<b>0</b>	<b>12</b>	<b>209</b>
<b>2</b>	<b>304</b>	<b>38</b>	<b>111</b>	<b>6</b>	<b>0</b>	<b>3</b>	<b>18</b>
2	222	26	75	6	0	3	11
0	82	12	36	0	0	0	7
<b>7</b>	<b>3,024</b>	<b>333</b>	<b>1,134</b>	<b>43</b>	<b>0</b>	<b>9</b>	<b>177</b>
0	213	19	63	2	0	0	12
5	2,047	212	688	6	0	1	134
0	188	17	68	1	0	0	8
0	14	6	12	0	0	1	0
0	0	0	1	0	0	0	0
2	562	79	302	34	0	7	23
<b>2</b>	<b>296</b>	<b>54</b>	<b>115</b>	<b>3</b>	<b>0</b>	<b>0</b>	<b>14</b>
2	296	54	115	3	0	0	14

Appendix I.2a More detailed version of Table 1.2a, continued

	With any proceedings	Court proceedings commenced	Conviction	Proved and order made without conviction	Probation of Offenders Act
<b>09 Fraud, deception and Related Offences</b>	<b>1,982</b>	<b>1,724</b>	<b>960</b>	<b>10</b>	<b>50</b>
<b>091 Fraud, Forgery and False Instrument Offences</b>	<b>1,873</b>	<b>1,630</b>	<b>902</b>	<b>10</b>	<b>46</b>
0911 Fraud, deception, false pretence offences	964	844	488	6	22
0912 Forging an instrument to defraud	789	685	344	3	20
0913 Possession of an article for use in fraud, deception or extortion	76	59	33	1	4
0914 Falsification of accounts	7	7	6	0	0
0915 Offences under the Companies Act	37	35	31	0	0
0916 Offences under the Investment Intermediaries Act	0	0	0	0	0
0917 Offences under the Stock Exchange Act	0	0	0	0	0
<b>092 Other fraud</b>	<b>43</b>	<b>39</b>	<b>24</b>	<b>0</b>	<b>2</b>
0921 Money laundering	5	3	3	0	0
0922 Embezzlement	20	19	8	0	1
0923 Fraud against the European Union	0	0	0	0	0
0924 Importation/Sale/Supply of tobacco offences	18	17	13	0	1
<b>093 Counterfeiting Currency and Related Offences</b>	<b>64</b>	<b>53</b>	<b>33</b>	<b>0</b>	<b>2</b>
0931 Counterfeiting notes and coins	64	53	33	0	2
<b>094 Corruption</b>	<b>2</b>	<b>2</b>	<b>1</b>	<b>0</b>	<b>0</b>
0941 Corruption (involving public office holder)	2	2	1	0	0
<b>10 Controlled Drug Offences</b>	<b>5,341</b>	<b>4,403</b>	<b>2,755</b>	<b>99</b>	<b>150</b>
<b>101 Importation / Manufacture of Drugs</b>	<b>74</b>	<b>62</b>	<b>49</b>	<b>1</b>	<b>1</b>
1011 Importation of drugs	24	21	16	0	0
1012 Cultivation or manufacture of drugs	50	41	33	1	1
<b>102 Possession of Drugs</b>	<b>5,005</b>	<b>4,119</b>	<b>2,591</b>	<b>98</b>	<b>141</b>
1021 Possession of drugs for sale or supply	1,720	1,509	1,012	9	14
1022 Possession of drugs for personal use	3,285	2,610	1,579	89	127
<b>103 Other Drug Offences</b>	<b>262</b>	<b>222</b>	<b>115</b>	<b>0</b>	<b>8</b>
1031 Forged or altered prescription offences	53	45	19	0	3
1032 Obstruction under the Drugs Act	209	177	96	0	5
<b>11 Weapons and Explosives Offences</b>	<b>1,117</b>	<b>996</b>	<b>567</b>	<b>5</b>	<b>39</b>
<b>111 Explosives, Chemical Weapons Offences</b>	<b>9</b>	<b>9</b>	<b>7</b>	<b>0</b>	<b>0</b>
1111 Causing an explosion	0	0	0	0	0
1112 Making of explosives	0	0	0	0	0
1113 Possession of explosives	9	9	7	0	0
1114 Chemical weapons offences	0	0	0	0	0
<b>112 Firearms Offences</b>	<b>219</b>	<b>197</b>	<b>120</b>	<b>2</b>	<b>7</b>
1121 Discharging a firearm	46	39	19	0	1
1122 Possession of a firearm	173	158	101	2	6
<b>113 Offensive Weapons Offences (NEC)</b>	<b>889</b>	<b>790</b>	<b>440</b>	<b>3</b>	<b>32</b>
1131 Possession of offensive weapons (not firearms)	889	790	440	3	32
<b>114 Fireworks Offences</b>	<b>N/A</b>	<b>N/A</b>	<b>N/A</b>	<b>N/A</b>	<b>N/A</b>
1141 Fireworks Offences (for sale, igniting etc.)	N/A	N/A	N/A	N/A	N/A
<b>12 Damage to Property and to the Environment</b>	<b>4,559</b>	<b>4,051</b>	<b>2,184</b>	<b>52</b>	<b>192</b>
<b>121 Criminal Damage</b>	<b>4,505</b>	<b>4,014</b>	<b>2,159</b>	<b>51</b>	<b>192</b>
1211 Arson	148	138	78	3	2
1212 Criminal damage (not arson)	4,357	3,876	2,081	48	190
<b>122 Environmental Damage</b>	<b>54</b>	<b>37</b>	<b>25</b>	<b>1</b>	<b>0</b>
1221 Litter offences	54	37	25	1	0

Results of Court Proceedings								
Appeals allowed	Pending	Acquittals or Dismissals	Withdrawn, Struck out	Nolle Prosequi entered, Charge Withdrawn	Found insane and incapable of pleading on indictment	Adjourned Sine Die or otherwise disposed of	Non Conviction - Other	
<b>1</b>	<b>497</b>	<b>63</b>	<b>108</b>	<b>17</b>	<b>0</b>	<b>2</b>	<b>16</b>	
<b>1</b>	<b>470</b>	<b>61</b>	<b>105</b>	<b>17</b>	<b>0</b>	<b>2</b>	<b>16</b>	
1	223	50	32	14	0	1	7	
0	234	11	61	2	0	1	9	
0	9	0	12	0	0	0	0	
0	0	0	0	1	0	0	0	
0	4	0	0	0	0	0	0	
0	0	0	0	0	0	0	0	
0	0	0	0	0	0	0	0	
<b>0</b>	<b>12</b>	<b>0</b>	<b>1</b>	<b>0</b>	<b>0</b>	<b>0</b>	<b>0</b>	
0	0	0	0	0	0	0	0	
0	10	0	0	0	0	0	0	
0	0	0	0	0	0	0	0	
0	2	0	1	0	0	0	0	
<b>0</b>	<b>14</b>	<b>2</b>	<b>2</b>	<b>0</b>	<b>0</b>	<b>0</b>	<b>0</b>	
0	14	2	2	0	0	0	0	
<b>0</b>	<b>1</b>	<b>0</b>	<b>0</b>	<b>0</b>	<b>0</b>	<b>0</b>	<b>0</b>	
0	1	0	0	0	0	0	0	
<b>14</b>	<b>674</b>	<b>130</b>	<b>505</b>	<b>18</b>	<b>0</b>	<b>2</b>	<b>56</b>	
<b>0</b>	<b>5</b>	<b>1</b>	<b>4</b>	<b>0</b>	<b>0</b>	<b>0</b>	<b>1</b>	
0	4	1	0	0	0	0	0	
0	1	0	4	0	0	0	1	
<b>13</b>	<b>620</b>	<b>112</b>	<b>471</b>	<b>17</b>	<b>0</b>	<b>2</b>	<b>54</b>	
1	305	30	105	13	0	1	19	
12	315	82	366	4	0	1	35	
<b>1</b>	<b>49</b>	<b>17</b>	<b>30</b>	<b>1</b>	<b>0</b>	<b>0</b>	<b>1</b>	
1	18	3	1	0	0	0	0	
0	31	14	29	1	0	0	1	
<b>2</b>	<b>213</b>	<b>48</b>	<b>92</b>	<b>8</b>	<b>0</b>	<b>2</b>	<b>20</b>	
<b>0</b>	<b>0</b>	<b>1</b>	<b>0</b>	<b>0</b>	<b>0</b>	<b>0</b>	<b>1</b>	
0	0	0	0	0	0	0	0	
0	0	0	0	0	0	0	0	
0	0	1	0	0	0	0	1	
0	0	0	0	0	0	0	0	
<b>1</b>	<b>34</b>	<b>5</b>	<b>16</b>	<b>7</b>	<b>0</b>	<b>1</b>	<b>4</b>	
0	11	2	3	2	0	1	0	
1	23	3	13	5	0	0	4	
<b>1</b>	<b>179</b>	<b>42</b>	<b>76</b>	<b>1</b>	<b>0</b>	<b>1</b>	<b>15</b>	
1	179	42	76	1	0	1	15	
<b>N/A</b>	<b>N/A</b>	<b>N/A</b>	<b>N/A</b>	<b>N/A</b>	<b>N/A</b>	<b>N/A</b>	<b>N/A</b>	
<b>N/A</b>	<b>N/A</b>	<b>N/A</b>	<b>N/A</b>	<b>N/A</b>	<b>N/A</b>	<b>N/A</b>	<b>N/A</b>	
<b>7</b>	<b>802</b>	<b>184</b>	<b>569</b>	<b>8</b>	<b>0</b>	<b>4</b>	<b>49</b>	
<b>7</b>	<b>797</b>	<b>184</b>	<b>564</b>	<b>8</b>	<b>0</b>	<b>4</b>	<b>48</b>	
1	33	3	12	4	0	0	2	
6	764	181	552	4	0	4	46	
<b>0</b>	<b>5</b>	<b>0</b>	<b>5</b>	<b>0</b>	<b>0</b>	<b>0</b>	<b>1</b>	
0	5	0	5	0	0	0	1	

Appendix I.2a More detailed version of Table 1.2a, continued

	With any proceedings	Court proceedings commenced	Conviction	Proved and order made without conviction	Probation of Offenders Act
<b>13 Public Order and other Social Code Offences</b>	<b>27,713</b>	<b>23,253</b>	<b>13,099</b>	<b>578</b>	<b>1,854</b>
<b>131 Disorderly Conduct</b>	<b>24,605</b>	<b>20,548</b>	<b>11,621</b>	<b>556</b>	<b>1,728</b>
1311 Affray/Riot/Violent disorder	44	41	20	0	1
1312 Public order offences	17,216	14,490	8,188	448	1,143
1313 Drunkenness offences	7,337	6,009	3,409	107	584
1314 Air rage - disruptive or drunken behaviour on aircraft	8	8	4	1	0
<b>132 Trespass Offences</b>	<b>772</b>	<b>702</b>	<b>293</b>	<b>6</b>	<b>21</b>
1321 Forcible entry and occupation (not burglary)	0	0	0	0	0
1322 Trespass on lands or enclosed areas	772	702	293	6	21
<b>133 Liquor Licensing Offences</b>	<b>1,189</b>	<b>1,054</b>	<b>801</b>	<b>5</b>	<b>14</b>
1331 Liquor licensing offences	1,186	1,051	801	5	13
1332 Registered clubs offences	3	3	0	0	1
1333 Special restaurant offences	0	0	0	0	0
<b>134 Prostitution Offences</b>	<b>157</b>	<b>147</b>	<b>47</b>	<b>2</b>	<b>36</b>
1341 Brothel keeping	2	1	0	0	1
1342 Organisation of prostitution	100	93	32	2	21
1343 Prostitution, including soliciting etc.	55	53	15	0	14
<b>135 Regulated Betting/Money, Collection/Trading Offences</b>	<b>198</b>	<b>138</b>	<b>72</b>	<b>6</b>	<b>15</b>
1351 Offences under the Betting Acts	3	3	3	0	0
1352 Collecting money without permit, unauthorised collection	5	3	1	1	0
1353 Offences under Gaming and Lotteries Acts	5	4	4	0	0
1354 Permit/License offences for casual/street trading	185	128	64	5	15
<b>136 Social Code Offences (NEC)</b>	<b>792</b>	<b>664</b>	<b>265</b>	<b>3</b>	<b>40</b>
1361 Bestiality	0	0	0	0	0
1362 Indecency	58	51	27	0	2
1363 Allowing a child (under 16 years) to beg	2	2	1	0	0
1364 Bigamy	0	0	0	0	0
1365 Begging	732	611	237	3	38
<b>14 Road and Traffic Offences (NEC)</b>	<b>77,081</b>	<b>26,766</b>	<b>14,144</b>	<b>58</b>	<b>256</b>
<b>141 Driving Licence/Insurance Offences</b>	<b>14,427</b>	<b>10,305</b>	<b>5,699</b>	<b>21</b>	<b>70</b>
1411 Driving licence-failure to have, produce, etc.	966	670	352	2	16
1412 Insurance-failure to have, produce, display, etc.	13,461	9,635	5,347	19	54
<b>142 Tax/Registration Offences</b>	<b>17,302</b>	<b>2,338</b>	<b>1,275</b>	<b>5</b>	<b>38</b>
1421 No tax, non-display of tax, unregistered vehicle etc.	17,293	2,331	1,272	5	38
1422 Misuse of Trade Licence	9	7	3	0	0
<b>143 Roadworthiness/Regulatory Offences</b>	<b>44,415</b>	<b>13,444</b>	<b>6,734</b>	<b>31</b>	<b>140</b>
1431 Misuse of trailers, weight and other offences	418	302	168	1	2
1432 Obstruction under Road Traffic Acts	73	49	26	0	1
1433 Other road offences	43,924	13,093	6,540	30	137
<b>144 Road Transport/Public Service Vehicles Offences</b>	<b>937</b>	<b>679</b>	<b>436</b>	<b>1</b>	<b>8</b>
1441 Road Transport - carriage of goods offences	583	407	235	0	1
1442 Public Service Vehicle offences	354	272	201	1	7
1443 Light rail offences (Luas)	N/A	N/A	N/A	N/A	N/A



Results of Court Proceedings							
Appeals allowed	Pending	Acquittals or Dismissals	Withdrawn, Struck out	Nolle Prosequi entered, Charge Withdrawn	Found insane and incapable of pleading on indictment	Adjourned Sine Die or otherwise disposed of	Non Conviction - Other
<b>35</b>	<b>3,876</b>	<b>851</b>	<b>2,482</b>	<b>8</b>	<b>0</b>	<b>9</b>	<b>461</b>
<b>32</b>	<b>3,267</b>	<b>751</b>	<b>2,155</b>	<b>7</b>	<b>0</b>	<b>9</b>	<b>422</b>
0	14	1	5	0	0	0	0
28	2,296	573	1,529	2	0	8	275
4	957	176	619	5	0	1	147
0	0	1	2	0	0	0	0
<b>1</b>	<b>217</b>	<b>42</b>	<b>111</b>	<b>0</b>	<b>0</b>	<b>0</b>	<b>11</b>
0	0	0	0	0	0	0	0
1	217	42	111	0	0	0	11
<b>0</b>	<b>49</b>	<b>41</b>	<b>133</b>	<b>1</b>	<b>0</b>	<b>0</b>	<b>10</b>
0	48	41	132	1	0	0	10
0	1	0	1	0	0	0	0
0	0	0	0	0	0	0	0
<b>0</b>	<b>49</b>	<b>3</b>	<b>5</b>	<b>0</b>	<b>0</b>	<b>0</b>	<b>5</b>
0	0	0	0	0	0	0	0
0	28	2	4	0	0	0	4
0	21	1	1	0	0	0	1
<b>1</b>	<b>25</b>	<b>4</b>	<b>13</b>	<b>0</b>	<b>0</b>	<b>0</b>	<b>2</b>
0	0	0	0	0	0	0	0
0	0	0	1	0	0	0	0
0	0	0	0	0	0	0	0
1	25	4	12	0	0	0	2
<b>1</b>	<b>269</b>	<b>10</b>	<b>65</b>	<b>0</b>	<b>0</b>	<b>0</b>	<b>11</b>
0	0	0	0	0	0	0	0
0	10	2	10	0	0	0	0
0	1	0	0	0	0	0	0
0	0	0	0	0	0	0	0
1	258	8	55	0	0	0	11
<b>182</b>	<b>1,827</b>	<b>1,481</b>	<b>7,716</b>	<b>6</b>	<b>0</b>	<b>5</b>	<b>1,091</b>
<b>91</b>	<b>808</b>	<b>496</b>	<b>2,799</b>	<b>0</b>	<b>0</b>	<b>2</b>	<b>319</b>
2	43	27	195	0	0	0	33
89	765	469	2,604	0	0	2	286
<b>5</b>	<b>78</b>	<b>132</b>	<b>712</b>	<b>0</b>	<b>0</b>	<b>0</b>	<b>93</b>
5	78	131	709	0	0	0	93
0	0	1	3	0	0	0	0
<b>81</b>	<b>908</b>	<b>813</b>	<b>4,058</b>	<b>6</b>	<b>0</b>	<b>3</b>	<b>670</b>
0	12	16	94	0	0	0	9
1	4	2	14	0	0	0	1
80	892	795	3,950	6	0	3	660
<b>5</b>	<b>33</b>	<b>40</b>	<b>147</b>	<b>0</b>	<b>0</b>	<b>0</b>	<b>9</b>
3	21	25	115	0	0	0	7
2	12	15	32	0	0	0	2
N/A	N/A	N/A	N/A	N/A	N/A	N/A	N/A

Appendix I.2a More detailed version of Table 1.2a, continued

	With any proceedings	Court proceedings commenced	Conviction	Proved and order made without conviction	Probation of Offenders Act
<b>15 Offences against Government, Justice Procedures and Organisation of Crime</b>	<b>4,487</b>	<b>3,875</b>	<b>1,751</b>	<b>26</b>	<b>85</b>
<b>151 Offences Against Government and its agents</b>	<b>83</b>	<b>77</b>	<b>41</b>	<b>0</b>	<b>5</b>
1511 Treason	0	0	0	0	0
1512 Breaches of Offences against the State Acts	23	23	18	0	0
1513 Breaches of Official Secrets Act	1	1	0	0	0
1514 Impersonating member of An Garda Síochána	2	1	0	0	0
1515 Electoral offences including personation	0	0	0	0	0
1516 Public mischief-annoying phone calls and wasting police time	52	48	20	0	5
1517 Criminal Assets Bureau offences	1	1	1	0	0
1518 Non compliance with Garda direction	4	3	2	0	0
<b>152 Organisation of Crime and Conspiracy to Commit Crime</b>	<b>2</b>	<b>2</b>	<b>1</b>	<b>0</b>	<b>0</b>
1521 Criminal organisation offences (organised crime)	N/A	N/A	N/A	N/A	N/A
1522 Conspiracy to commit a crime	2	2	1	0	0
<b>153 Perverting the Course of justice</b>	<b>115</b>	<b>93</b>	<b>36</b>	<b>0</b>	<b>6</b>
1531 Perjury	1	1	1	0	0
1532 Interfering with a jury (embracery)	1	1	1	0	0
1533 Assisting offenders	0	0	0	0	0
1534 Public mischief, pervert course of justice, conceal offence	113	91	34	0	6
<b>154 Offences while in Custody and Related offences</b>	<b>34</b>	<b>31</b>	<b>19</b>	<b>2</b>	<b>0</b>
1541 Escape or help to escape from custody	34	31	19	2	0
1542 Prison offences	N/A	N/A	N/A	N/A	N/A
<b>155 Breach of Justice/Court Order</b>	<b>4,253</b>	<b>3,672</b>	<b>1,654</b>	<b>24</b>	<b>74</b>
1551 Breach of Domestic Violence Order (protection, safety, barring)	1,267	1,180	441	10	28
1552 Breach of bail	2,316	1,950	938	12	39
1553 Failure to comply under Sex Offenders Act	0	0	0	0	0
1554 Breach of Order under Family Law Act	5	3	1	0	0
1555 Other failure to comply with court order, jury summons, warrant etc.	665	539	274	2	7
<b>16 Offences Not Elsewhere Classified</b>	<b>805</b>	<b>684</b>	<b>325</b>	<b>4</b>	<b>44</b>
<b>161 Importation/Control/Welfare of Animals offences</b>	<b>254</b>	<b>220</b>	<b>140</b>	<b>2</b>	<b>7</b>
1611 Illegal importation of animals	34	32	11	0	0
1612 Control of horses offences	14	12	8	0	0
1613 Dog ownership offences (licence, control etc)	77	64	46	1	2
1614 Offences against animals	129	112	75	1	5
<b>162 Fisheries/Maritime Offences</b>	<b>42</b>	<b>22</b>	<b>11</b>	<b>0</b>	<b>0</b>
1621 Breaches of EU fishing quota and related EU regulation	42	22	11	0	0
1622 Merchant shipping / Maritime safety offences	N/A	N/A	N/A	N/A	N/A
<b>163 Use of Data, Electronic Counterfeit and Broadcasting</b>	<b>33</b>	<b>21</b>	<b>6</b>	<b>0</b>	<b>0</b>
1631 Unauthorised accessing of data	5	0	0	0	0
1632 Recording, possession or distribution of counterfeit material	18	14	3	0	0
1633 Unauthorised broadcasting and illegal signal reception	10	7	3	0	0
<b>164 Miscellaneous Offences</b>	<b>476</b>	<b>421</b>	<b>168</b>	<b>2</b>	<b>37</b>
1641 Abortion	0	0	0	0	0
1642 Procuring or assisting in abortion	0	0	0	0	0
1643 Concealment of birth	0	0	0	0	0
1644 Destroying / Disposing of a dead body	0	0	0	0	0
1645 Pawnbroking offences	0	0	0	0	0
1646 Offences in connection with rail travel	18	15	5	0	3
1647 Employment permit offences (relating to non-Irish national)	16	10	5	0	1
1648 Immigration offences/carrier liability	442	396	158	2	33

Results of Court Proceedings							
Appeals allowed	Pending	Acquittals or Dismissals	Withdrawn, Struck out	Nolle Prosequi entered, Charge Withdrawn	Found insane and incapable of pleading on indictment	Adjourned Sine Die or otherwise disposed of	Non Conviction - Other
<b>12</b>	<b>1,105</b>	<b>218</b>	<b>600</b>	<b>8</b>	<b>0</b>	<b>8</b>	<b>62</b>
<b>1</b>	<b>19</b>	<b>1</b>	<b>9</b>	<b>1</b>	<b>0</b>	<b>0</b>	<b>0</b>
0	0	0	0	0	0	0	0
0	4	0	1	0	0	0	0
0	0	0	0	1	0	0	0
0	0	0	1	0	0	0	0
0	0	0	0	0	0	0	0
1	15	1	6	0	0	0	0
0	0	0	0	0	0	0	0
0	0	0	1	0	0	0	0
<b>0</b>	<b>1</b>	<b>0</b>	<b>0</b>	<b>0</b>	<b>0</b>	<b>0</b>	<b>0</b>
N/A	N/A	N/A	N/A	N/A	N/A	N/A	N/A
0	1	0	0	0	0	0	0
<b>0</b>	<b>25</b>	<b>6</b>	<b>15</b>	<b>3</b>	<b>0</b>	<b>0</b>	<b>2</b>
0	0	0	0	0	0	0	0
0	0	0	0	0	0	0	0
0	0	0	0	0	0	0	0
0	25	6	15	3	0	0	2
<b>0</b>	<b>3</b>	<b>1</b>	<b>6</b>	<b>0</b>	<b>0</b>	<b>0</b>	<b>0</b>
0	3	1	6	0	0	0	0
N/A	N/A	N/A	N/A	N/A	N/A	N/A	N/A
<b>11</b>	<b>1,057</b>	<b>210</b>	<b>570</b>	<b>4</b>	<b>0</b>	<b>8</b>	<b>60</b>
8	186	124	357	1	0	8	17
2	704	64	161	2	0	0	28
0	0	0	0	0	0	0	0
0	0	1	1	0	0	0	0
1	167	21	51	1	0	0	15
<b>0</b>	<b>133</b>	<b>48</b>	<b>118</b>	<b>4</b>	<b>0</b>	<b>1</b>	<b>7</b>
<b>0</b>	<b>16</b>	<b>13</b>	<b>39</b>	<b>2</b>	<b>0</b>	<b>1</b>	<b>0</b>
0	1	1	18	1	0	0	0
0	1	1	2	0	0	0	0
0	4	2	8	0	0	1	0
0	10	9	11	1	0	0	0
<b>0</b>	<b>7</b>	<b>2</b>	<b>2</b>	<b>0</b>	<b>0</b>	<b>0</b>	<b>0</b>
0	7	2	2	0	0	0	0
N/A	N/A	N/A	N/A	N/A	N/A	N/A	N/A
<b>0</b>	<b>7</b>	<b>3</b>	<b>5</b>	<b>0</b>	<b>0</b>	<b>0</b>	<b>0</b>
0	0	0	0	0	0	0	0
0	5	2	4	0	0	0	0
0	2	1	1	0	0	0	0
<b>0</b>	<b>103</b>	<b>30</b>	<b>72</b>	<b>2</b>	<b>0</b>	<b>0</b>	<b>7</b>
0	0	0	0	0	0	0	0
0	0	0	0	0	0	0	0
0	0	0	0	0	0	0	0
0	0	0	0	0	0	0	0
0	0	0	0	0	0	0	0
0	0	0	0	0	0	0	0
0	2	3	2	0	0	0	0
0	1	2	0	0	0	0	1
0	100	25	70	2	0	0	6

**Appendix I.2b More detailed version of Table 1.2b**

	With any proceedings	Court proceedings commenced	Conviction	Proved and order made without conviction	Probation of Offenders Act
<b>01 Homicide Offences</b>	<b>86</b>	<b>77</b>	<b>66</b>	<b>0</b>	<b>0</b>
<b>011 Murder/Manslaughter/Infanticide</b>	<b>37</b>	<b>35</b>	<b>30</b>	<b>0</b>	<b>0</b>
0111 Murder	23	21	19	0	0
0112 Manslaughter	14	14	11	0	0
0113 Infanticide	0	0	0	0	0
<b>012 Dangerous Driving Leading to Death</b>	<b>49</b>	<b>42</b>	<b>36</b>	<b>0</b>	<b>0</b>
0121 Manslaughter (traffic fatality)	1	1	1	0	0
0122 Dangerous driving causing death	48	41	35	0	0
<b>02 Sexual Offences</b>	<b>651</b>	<b>497</b>	<b>234</b>	<b>1</b>	<b>4</b>
<b>021 Rape and Sexual Assault</b>	<b>608</b>	<b>456</b>	<b>212</b>	<b>1</b>	<b>3</b>
0211 Rape of a male or female	74	61	27	0	0
0212 Defilement of a boy or girl less than 17 years old	53	27	8	0	0
0213 Sexual offence involving mentally impaired person	2	1	0	0	0
0214 Aggravated sexual assault	3	3	2	0	0
0215 Sexual assault (not aggravated)	476	364	175	1	3
<b>022 Other Sexual Offences</b>	<b>43</b>	<b>41</b>	<b>22</b>	<b>0</b>	<b>1</b>
0221 Incest	0	0	0	0	0
0222 Child pornography offences	39	38	21	0	1
0223 Child pornography - obstruction of warrant	0	0	0	0	0
0224 Gross indecency	4	3	1	0	0
<b>03 Attempts/Threats to Murder, Assaults, Harassments and Related offences</b>	<b>6,173</b>	<b>5,258</b>	<b>2,366</b>	<b>61</b>	<b>200</b>
<b>031 Attempts/Threats to Murder</b>	<b>31</b>	<b>29</b>	<b>13</b>	<b>0</b>	<b>0</b>
0311 Murder-attempt	0	0	0	0	0
0312 Murder-threat	31	29	13	0	0
<b>032 Assaults</b>	<b>5,904</b>	<b>5,045</b>	<b>2,250</b>	<b>59</b>	<b>194</b>
0321 Assault causing harm	2,071	1,797	860	15	50
0322 Poisoning	0	0	0	0	0
0323 Assault or obstruction of Garda/official, resisting arrest	153	135	88	0	5
0324 Minor assault	3,680	3,113	1,302	44	139
<b>033 Harassment and Related Offences</b>	<b>238</b>	<b>184</b>	<b>103</b>	<b>2</b>	<b>6</b>
0331 Harassment, stalking, threats	148	114	60	1	3
0332 Coercion	4	0	0	0	0
0333 Menacing phone calls	80	64	40	1	3
0334 Incitement to hatred offences	6	6	3	0	0
0335 Demanding payment of debt causing alarm	0	0	0	0	0

Results of Court Proceedings							
Appeals allowed	Pending	Acquittals or Dismissals	Withdrawn, Struck out	Nolle Prosequi entered, Charge Withdrawn	Found insane and incapable of pleading on indictment	Adjourned Sine Die or otherwise disposed of	Non Conviction - Other
0	6	5	0	0	0	0	0
0	3	2	0	0	0	0	0
0	2	0	0	0	0	0	0
0	1	2	0	0	0	0	0
0	0	0	0	0	0	0	0
0	3	3	0	0	0	0	0
0	0	0	0	0	0	0	0
0	3	3	0	0	0	0	0
2	177	15	27	9	0	0	28
2	161	15	25	9	0	0	28
1	25	1	3	3	0	0	1
0	7	0	12	0	0	0	0
0	1	0	0	0	0	0	0
0	1	0	0	0	0	0	0
1	127	14	10	6	0	0	27
0	16	0	2	0	0	0	0
0	0	0	0	0	0	0	0
0	14	0	2	0	0	0	0
0	0	0	0	0	0	0	0
0	2	0	0	0	0	0	0
21	936	426	1,122	50	0	5	71
0	5	0	10	0	0	0	1
0	0	0	0	0	0	0	0
0	5	0	10	0	0	0	1
21	902	417	1,088	41	0	5	68
5	358	121	333	32	0	2	21
0	0	0	0	0	0	0	0
0	26	0	10	2	0	0	4
16	518	296	745	7	0	3	43
0	29	9	24	9	0	0	2
0	23	7	19	0	0	0	1
0	0	0	0	0	0	0	0
0	5	2	3	9	0	0	1
0	1	0	2	0	0	0	0
0	0	0	0	0	0	0	0

Appendix I.2b More detailed version of Table 1.2b, continued

	With any proceedings	Court proceedings commenced	Conviction	Proved and order made without conviction	Probation of Offenders Act
<b>04 Dangerous or Negligent Acts</b>	<b>46,610</b>	<b>14,742</b>	<b>10,255</b>	<b>25</b>	<b>28</b>
<b>041 Dangerous or Negligent Operation of a Vehicle</b>	<b>46,471</b>	<b>14,626</b>	<b>10,203</b>	<b>24</b>	<b>20</b>
0411 Dangerous driving causing serious bodily harm	28	24	12	0	0
0412 Driving/In charge of a vehicle while over legal alcohol limit	10,489	9,435	7,386	1	2
0413 Driving/In charge of a vehicle under the influence of drugs	61	49	36	0	0
0414 Dangerous/careless driving and motorway offences	3,583	2,966	2,075	19	15
0415 Speeding	32,310	2,152	694	4	3
<b>042 Other Dangerous or Negligent Acts</b>	<b>139</b>	<b>116</b>	<b>52</b>	<b>1</b>	<b>8</b>
0421 Endangerment with potential for serious harm/death	55	50	31	0	0
0422 Abandoning a child, child neglect and cruelty	14	14	5	0	2
0423 Unseaworthy/Dangerous use of boat or ship	N/A	N/A	N/A	N/A	N/A
0424 False alarm/Interference with aircraft or air transport facilities	9	8	5	0	0
0425 Endangering traffic offences	61	44	11	1	6
<b>05 Kidnapping and Related Offences</b>	<b>32</b>	<b>29</b>	<b>16</b>	<b>0</b>	<b>1</b>
<b>051 False Imprisonment, Abduction</b>	<b>32</b>	<b>29</b>	<b>16</b>	<b>0</b>	<b>1</b>
0511 False Imprisonment	29	26	14	0	0
0512 Abduction of person under 16 years of age	3	3	2	0	1
<b>06 Robbery, Extortion and highjacking offences</b>	<b>758</b>	<b>710</b>	<b>491</b>	<b>1</b>	<b>4</b>
<b>061 Robbery</b>	<b>733</b>	<b>686</b>	<b>475</b>	<b>1</b>	<b>4</b>
0611 Robbery of an establishment or institution	370	351	256	0	2
0612 Robbery of cash or goods in transit	11	10	7	0	0
0613 Robbery from the person	352	325	212	1	2
<b>062 Extortion offences</b>	<b>4</b>	<b>4</b>	<b>0</b>	<b>0</b>	<b>0</b>
0621 Blackmail or extortion	4	4	0	0	0
<b>063 Hijacking Offences</b>	<b>21</b>	<b>20</b>	<b>16</b>	<b>0</b>	<b>0</b>
0631 Carjacking, highjacking/unlawful seizure of aircraft/vessel	21	20	16	0	0
<b>07 Burglary and Related offences</b>	<b>2,904</b>	<b>2,580</b>	<b>1,731</b>	<b>5</b>	<b>26</b>
<b>071 Burglary</b>	<b>2,904</b>	<b>2,580</b>	<b>1,731</b>	<b>5</b>	<b>26</b>
0711 Aggravated burglary	69	66	43	0	1
0712 Burglary (not aggravated)	2,686	2,381	1,614	5	22
0713 Possession of an article (with intent to burgle, steal, demand)	149	133	74	0	3
<b>08 Theft and Related Offences</b>	<b>14,832</b>	<b>12,816</b>	<b>6,664</b>	<b>225</b>	<b>872</b>
<b>081 Theft/Taking of Vehicle and Related offences</b>	<b>1,739</b>	<b>1,562</b>	<b>1,005</b>	<b>5</b>	<b>22</b>
0811 Theft/Unauthorised taking of vehicle.	1,344	1,198	808	3	15
0812 Interfering with vehicle (with intent to steal item or vehicle)	395	364	197	2	7
<b>082 Theft (not vehicle)</b>	<b>11,985</b>	<b>10,261</b>	<b>5,137</b>	<b>212</b>	<b>821</b>
0821 Theft from person	708	651	329	5	9
0822 Theft from shop	7,938	6,715	3,134	175	677
0823 Theft from vehicle	706	621	415	2	7
0824 Theft/Unauthorised taking of a pedal cycle	75	65	35	0	3
0826 Theft of, or interference with mail	16	11	7	0	0
0827 Theft of other property	2,542	2,198	1,217	30	125
<b>083 Handling Stolen Property</b>	<b>1,108</b>	<b>993</b>	<b>522</b>	<b>8</b>	<b>29</b>
0831 Handling or possession of stolen property	1,108	993	522	8	29

Results of Court Proceedings							
Appeals allowed	Pending	Acquittals or Dismissals	Withdrawn, Struck out	Nolle Prosequi entered, Charge Withdrawn	Found insane and incapable of pleading on indictment	Adjourned Sine Die or otherwise disposed of	Non Conviction - Other
<b>117</b>	<b>1,415</b>	<b>962</b>	<b>1,749</b>	<b>19</b>	<b>0</b>	<b>0</b>	<b>172</b>
<b>117</b>	<b>1,381</b>	<b>956</b>	<b>1,740</b>	<b>18</b>	<b>0</b>	<b>0</b>	<b>167</b>
0	9	3	0	0	0	0	0
76	1,002	518	378	4	0		68
2	4	3	3	0	0	0	1
17	322	154	339	2	0	0	23
22	44	278	1,020	12	0	0	75
<b>0</b>	<b>34</b>	<b>6</b>	<b>9</b>	<b>1</b>	<b>0</b>	<b>0</b>	<b>5</b>
0	13	3	2	1	0	0	0
0	3	2	2	0	0	0	0
N/A	N/A	N/A	N/A	N/A	N/A	N/A	N/A
0	2	0	0	0	0	0	1
0	16	1	5	0	0	0	4
<b>0</b>	<b>8</b>	<b>1</b>	<b>1</b>	<b>2</b>	<b>0</b>	<b>0</b>	<b>0</b>
<b>0</b>	<b>8</b>	<b>1</b>	<b>1</b>	<b>2</b>	<b>0</b>	<b>0</b>	<b>0</b>
0	8	1	1	2	0	0	0
0	0	0	0	0	0	0	0
<b>1</b>	<b>152</b>	<b>15</b>	<b>33</b>	<b>8</b>	<b>0</b>	<b>0</b>	<b>5</b>
<b>0</b>	<b>145</b>	<b>15</b>	<b>33</b>	<b>8</b>	<b>0</b>	<b>0</b>	<b>5</b>
0	68	6	13	4	0	0	2
0	2	0	0	0	0	0	1
0	75	9	20	4	0	0	2
<b>1</b>	<b>3</b>	<b>0</b>	<b>0</b>	<b>0</b>	<b>0</b>	<b>0</b>	<b>0</b>
1	3	0	0	0	0	0	0
<b>0</b>	<b>4</b>	<b>0</b>	<b>0</b>	<b>0</b>	<b>0</b>	<b>0</b>	<b>0</b>
0	4	0	0	0	0	0	0
<b>3</b>	<b>575</b>	<b>36</b>	<b>167</b>	<b>14</b>	<b>0</b>	<b>3</b>	<b>20</b>
<b>3</b>	<b>575</b>	<b>36</b>	<b>167</b>	<b>14</b>	<b>0</b>	<b>3</b>	<b>20</b>
0	16	2	3	1	0	0	0
3	522	27	155	12	0	3	18
0	37	7	9	1	0	0	2
<b>7</b>	<b>3,218</b>	<b>350</b>	<b>1,157</b>	<b>30</b>	<b>0</b>	<b>12</b>	<b>281</b>
<b>0</b>	<b>335</b>	<b>51</b>	<b>107</b>	<b>11</b>	<b>0</b>	<b>3</b>	<b>23</b>
0	241	36	67	11	0	2	15
0	94	15	40	0	0	1	8
<b>7</b>	<b>2,644</b>	<b>264</b>	<b>922</b>	<b>15</b>	<b>0</b>	<b>7</b>	<b>232</b>
1	185	26	77	4	0	4	11
5	1,762	159	622	1	0	2	178
1	141	10	35	5	0	0	5
0	15	3	8	0	0	0	1
0	3	0	0	0	0	0	1
0	538	66	180	5	0	1	36
<b>0</b>	<b>239</b>	<b>35</b>	<b>128</b>	<b>4</b>	<b>0</b>	<b>2</b>	<b>26</b>
0	239	35	128	4	0	2	26

Appendix I.2b More detailed version of Table 1.2b, continued

	With any proceedings	Court proceedings commenced	Conviction	Proved and order made without conviction	Probation of Offenders Act
<b>09 Fraud, deception and Related Offences</b>	<b>1,721</b>	<b>1,451</b>	<b>813</b>	<b>4</b>	<b>51</b>
<b>091 Fraud, Forgery and False Instrument Offences</b>	<b>1,559</b>	<b>1,320</b>	<b>742</b>	<b>4</b>	<b>47</b>
0911 Fraud, deception, false pretence offences	766	641	367	2	13
0912 Forging an instrument to defraud	736	634	341	1	32
0913 Possession of an article for use in fraud, deception or extortion	41	34	23	1	2
0914 Falsification of accounts	11	10	10	0	0
0915 Offences under the Companies Act	5	1	1	0	0
0916 Offences under the Investment Intermediaries Act	0	0	0	0	0
0917 Offences under the Stock Exchange Act	0	0	0	0	0
<b>092 Other fraud</b>	<b>89</b>	<b>64</b>	<b>23</b>	<b>0</b>	<b>2</b>
0921 Money laundering	24	22	14	0	0
0922 Embezzlement	50	28	3	0	0
0923 Fraud against the European Union	0	0	0	0	0
0924 Importation/Sale/Supply of tobacco offences	15	14	6	0	2
<b>093 Counterfeiting Currency and Related Offences</b>	<b>71</b>	<b>65</b>	<b>46</b>	<b>0</b>	<b>2</b>
0931 Counterfeiting notes and coins	71	65	46	0	2
<b>094 Corruption</b>	<b>2</b>	<b>2</b>	<b>2</b>	<b>0</b>	<b>0</b>
0941 Corruption (involving public office holder)	2	2	2	0	0
<b>10 Controlled Drug Offences</b>	<b>5,820</b>	<b>4,420</b>	<b>2,706</b>	<b>71</b>	<b>189</b>
<b>101 Importation / Manufacture of Drugs</b>	<b>59</b>	<b>51</b>	<b>39</b>	<b>0</b>	<b>1</b>
1011 Importation of drugs	27	26	19	0	0
1012 Cultivation or manufacture of drugs	32	25	20	0	1
<b>102 Possession of Drugs</b>	<b>5,430</b>	<b>4,074</b>	<b>2,505</b>	<b>71</b>	<b>177</b>
1021 Possession of drugs for sale or supply	1,659	1,403	916	3	34
1022 Possession of drugs for personal use	3,771	2,671	1,589	68	143
<b>103 Other Drug Offences</b>	<b>331</b>	<b>295</b>	<b>162</b>	<b>0</b>	<b>11</b>
1031 Forged or altered prescription offences	87	81	48	0	5
1032 Obstruction under the Drugs Act	244	214	114	0	6
<b>11 Weapons and Explosives Offences</b>	<b>1,205</b>	<b>1,056</b>	<b>573</b>	<b>13</b>	<b>44</b>
<b>111 Explosives, Chemical Weapons Offences</b>	<b>9</b>	<b>8</b>	<b>3</b>	<b>0</b>	<b>0</b>
1111 Causing an explosion	0	0	0	0	0
1112 Making of explosives	0	0	0	0	0
1113 Possession of explosives	9	8	3	0	0
1114 Chemical weapons offences	0	0	0	0	0
<b>112 Firearms Offences</b>	<b>220</b>	<b>182</b>	<b>102</b>	<b>3</b>	<b>9</b>
1121 Discharging a firearm	42	37	17	1	1
1122 Possession of a firearm	178	145	85	2	8
<b>113 Offensive Weapons Offences (NEC)</b>	<b>976</b>	<b>866</b>	<b>468</b>	<b>10</b>	<b>35</b>
1131 Possession of offensive weapons (not firearms)	976	866	468	10	35
<b>114 Fireworks Offences</b>	<b>N/A</b>	<b>N/A</b>	<b>N/A</b>	<b>N/A</b>	<b>N/A</b>
1141 Fireworks Offences (for sale, igniting etc.)	N/A	N/A	N/A	N/A	N/A
<b>12 Damage to Property and to the Environment</b>	<b>4,193</b>	<b>3,715</b>	<b>1,868</b>	<b>37</b>	<b>222</b>
<b>121 Criminal Damage</b>	<b>4,134</b>	<b>3,665</b>	<b>1,829</b>	<b>37</b>	<b>221</b>
1211 Arson	139	131	85	0	3
1212 Criminal damage (not arson)	3,995	3,534	1,744	37	218
<b>122 Environmental Damage</b>	<b>59</b>	<b>50</b>	<b>39</b>	<b>0</b>	<b>1</b>
1221 Litter offences	59	50	39	0	1



Results of Court Proceedings								
Appeals allowed	Pending	Acquittals or Dismissals	Withdrawn, Struck out	Nolle Prosequi entered, Charge Withdrawn	Found insane and incapable of pleading on indictment	Adjourned Sine Die or otherwise disposed of	Non Conviction - Other	
1	366	15	185	8	0	1	7	
1	322	15	175	7	0	1	6	
0	151	6	95	4	0	1	2	
1	168	8	77	3	0	0	3	
0	3	1	3	0	0	0	1	
0	0	0	0	0	0	0	0	
0	0	0	0	0	0	0	0	
0	0	0	0	0	0	0	0	
0	0	0	0	0	0	0	0	
0	37	0	0	1	0	0	1	
0	8	0	0	0	0	0	0	
0	24	0	0	1	0	0	0	
0	0	0	0	0	0	0	0	
0	5	0	0	0	0	0	1	
0	7	0	10	0	0	0	0	
0	7	0	10	0	0	0	0	
0	0	0	0	0	0	0	0	
0	0	0	0	0	0	0	0	
5	720	101	567	7	0	2	52	
0	8	0	1	1	0	0	1	
0	6	0	0	1	0	0	0	
0	2	0	1	0	0	0	1	
5	630	86	545	3	0	1	51	
4	328	22	75	2	0	0	19	
1	302	64	470	1	0	1	32	
0	82	15	21	3	0	1	0	
0	23	3	2	0	0	0	0	
0	59	12	19	3	0	1	0	
3	213	64	127	3	0	2	14	
0	1	0	4	0	0	0	0	
0	0	0	0	0	0	0	0	
0	0	0	0	0	0	0	0	
0	1	0	4	0	0	0	0	
0	0	0	0	0	0	0	0	
0	27	18	20	3	0	0	0	
0	8	5	4	1	0	0	0	
0	19	13	16	2	0	0	0	
3	185	46	103	0	0	2	14	
3	185	46	103	0	0	2	14	
N/A	N/A	N/A	N/A	N/A	N/A	N/A	N/A	
N/A	N/A	N/A	N/A	N/A	N/A	N/A	N/A	
5	791	136	571	12	0	2	71	
5	788	134	566	12	0	2	71	
0	29	3	7	2	0	1	1	
5	759	131	559	10	0	1	70	
0	3	2	5	0	0	0	0	
0	3	2	5	0	0	0	0	

Appendix I.2b More detailed version of Table 1.2b, continued

	With any proceedings	Court proceedings commenced	Conviction	Proved and order made without conviction	Probation of Offenders Act
<b>13 Public Order and other Social Code Offences</b>	<b>27,220</b>	<b>22,119</b>	<b>12,367</b>	<b>470</b>	<b>1,949</b>
<b>131 Disorderly Conduct</b>	<b>24,536</b>	<b>19,808</b>	<b>11,089</b>	<b>445</b>	<b>1,850</b>
1311 Affray/Riot/Violent disorder	46	42	30	0	0
1312 Public order offences	17,432	14,188	7,906	358	1,252
1313 Drunkenness offences	7,046	5,567	3,144	87	598
1314 Air rage - disruptive or drunken behaviour on aircraft	12	11	9	0	0
<b>132 Trespass Offences</b>	<b>758</b>	<b>670</b>	<b>280</b>	<b>5</b>	<b>24</b>
1321 Forcible entry and occupation (not burglary)	2	2	0	1	1
1322 Trespass on lands or enclosed areas	756	668	280	4	23
<b>133 Liquor Licensing Offences</b>	<b>1,091</b>	<b>931</b>	<b>715</b>	<b>12</b>	<b>16</b>
1331 Liquor licensing offences	1,084	924	710	12	16
1332 Registered clubs offences	6	6	4	0	0
1333 Special restaurant offences	1	1	1	0	0
<b>134 Prostitution Offences</b>	<b>191</b>	<b>177</b>	<b>66</b>	<b>1</b>	<b>34</b>
1341 Brothel keeping	2	2	0	0	0
1342 Organisation of prostitution	17	14	5	0	3
1343 Prostitution, including soliciting etc.	172	161	61	1	31
<b>135 Regulated Betting/Money, Collection/Trading Offences</b>	<b>175</b>	<b>137</b>	<b>66</b>	<b>5</b>	<b>5</b>
1351 Offences under the Betting Acts	1	1	0	0	0
1352 Collecting money without permit, unauthorised collection	6	5	2	0	1
1353 Offences under Gaming and Lotteries Acts	6	5	1	0	1
1354 Permit/License offences for casual/street trading	162	126	63	5	3
<b>136 Social Code Offences (NEC)</b>	<b>469</b>	<b>396</b>	<b>151</b>	<b>2</b>	<b>20</b>
1361 Bestiality	0	0	0	0	0
1362 Indecency	48	45	30	0	2
1363 Allowing a child (under 16 years) to beg	3	3	3	0	0
1364 Bigamy	0	0	0	0	0
1365 Begging	418	348	118	2	18
<b>14 Road and Traffic Offences (NEC)</b>	<b>73,651</b>	<b>29,441</b>	<b>15,278</b>	<b>42</b>	<b>278</b>
<b>141 Driving Licence/Insurance Offences</b>	<b>16,346</b>	<b>10,808</b>	<b>5,733</b>	<b>11</b>	<b>105</b>
1411 Driving licence-failure to have, produce, etc.	1,099	705	399	2	18
1412 Insurance-failure to have, produce, display, etc.	15,247	10,103	5,334	9	87
<b>142 Tax/Registration Offences</b>	<b>17,664</b>	<b>2,673</b>	<b>1,519</b>	<b>1</b>	<b>30</b>
1421 No tax, non-display of tax, unregistered vehicle etc.	17,661	2,672	1,518	1	30
1422 Misuse of Trade Licence	3	1	1	0	0
<b>143 Roadworthiness/Regulatory Offences</b>	<b>38,618</b>	<b>15,172</b>	<b>7,549</b>	<b>28</b>	<b>133</b>
1431 Misuse of trailers, weight and other offences	797	523	355	1	4
1432 Obstruction under Road Traffic Acts	98	37	24	0	0
1433 Other road offences	37,723	14,612	7,170	27	129
<b>144 Road Transport/Public Service Vehicles Offences</b>	<b>1,023</b>	<b>788</b>	<b>477</b>	<b>2</b>	<b>10</b>
1441 Road Transport - carriage of goods offences	781	599	365	0	4
1442 Public Service Vehicle offences	242	189	112	2	6
1443 Light rail offences (Luas)	N/A	N/A	N/A	N/A	N/A

Results of Court Proceedings							
Appeals allowed	Pending	Acquittals or Dismissals	Withdrawn, Struck out	Nolle Prosequi entered, Charge Withdrawn	Found insane and incapable of pleading on indictment	Adjourned Sine Die or otherwise disposed of	Non Conviction - Other
<b>33</b>	<b>3,639</b>	<b>774</b>	<b>2,372</b>	<b>13</b>	<b>0</b>	<b>13</b>	<b>489</b>
<b>28</b>	<b>3,180</b>	<b>665</b>	<b>2,090</b>	<b>10</b>	<b>0</b>	<b>13</b>	<b>438</b>
0	8	1	2	0	0	1	0
24	2,294	515	1,499	9	0	10	321
4	876	149	589	1	0	2	117
0	2	0	0	0	0	0	0
<b>1</b>	<b>194</b>	<b>44</b>	<b>100</b>	<b>2</b>	<b>0</b>	<b>0</b>	<b>20</b>
0	0	0	0	0	0	0	0
1	194	44	100	2	0	0	20
<b>2</b>	<b>36</b>	<b>42</b>	<b>102</b>	<b>0</b>	<b>0</b>	<b>0</b>	<b>6</b>
2	36	42	102	0	0	0	4
0	0	0	0	0	0	0	2
0	0	0	0	0	0	0	0
<b>0</b>	<b>59</b>	<b>3</b>	<b>9</b>	<b>0</b>	<b>0</b>	<b>0</b>	<b>5</b>
0	2	0	0	0	0	0	0
0	5	1	0	0	0	0	0
0	52	2	9	0	0	0	5
<b>1</b>	<b>22</b>	<b>7</b>	<b>23</b>	<b>1</b>	<b>0</b>	<b>0</b>	<b>7</b>
0	0	1	0	0	0	0	0
0	1	0	1	0	0	0	0
0	0	2	1	0	0	0	0
1	21	4	21	1	0	0	7
<b>1</b>	<b>148</b>	<b>13</b>	<b>48</b>	<b>0</b>	<b>0</b>	<b>0</b>	<b>13</b>
0	0	0	0	0	0	0	0
0	9	1	3	0	0	0	0
0	0	0	0	0	0	0	0
0	0	0	0	0	0	0	0
1	139	12	45	0	0	0	13
<b>173</b>	<b>2,100</b>	<b>1,645</b>	<b>8,845</b>	<b>3</b>	<b>0</b>	<b>3</b>	<b>1,074</b>
<b>83</b>	<b>902</b>	<b>504</b>	<b>3,186</b>	<b>0</b>	<b>0</b>	<b>0</b>	<b>284</b>
3	36	26	198	0	0	0	23
80	866	478	2,988	0	0	0	261
<b>8</b>	<b>66</b>	<b>144</b>	<b>838</b>	<b>0</b>	<b>0</b>	<b>0</b>	<b>67</b>
8	66	144	838	0	0	0	67
0	0	0	0	0	0	0	0
<b>76</b>	<b>1,098</b>	<b>938</b>	<b>4,628</b>	<b>3</b>	<b>0</b>	<b>3</b>	<b>716</b>
2	10	25	109	1	0	0	16
0	0	5	5	1	0	0	2
74	1,088	908	4,514	1	0	3	698
<b>6</b>	<b>34</b>	<b>59</b>	<b>193</b>	<b>0</b>	<b>0</b>	<b>0</b>	<b>7</b>
4	22	39	158	0	0	0	7
2	12	20	35	0	0	0	0
N/A	N/A	N/A	N/A	N/A	N/A	N/A	N/A

Appendix I.2b More detailed version of Table 1.2b, continued

	With any proceedings	Court proceedings commenced	Conviction	Proved and order made without conviction	Probation of Offenders Act
<b>15 Offences against Government, Justice Procedures and Organisation of Crime</b>	<b>3,936</b>	<b>3,361</b>	<b>1,475</b>	<b>17</b>	<b>69</b>
<b>151 Offences Against Government and its agents</b>	<b>71</b>	<b>64</b>	<b>33</b>	<b>0</b>	<b>4</b>
1511 Treason	0	0	0	0	0
1512 Breaches of Offences against the State Acts	15	14	12	0	0
1513 Breaches of Official Secrets Act	0	0	0	0	0
1514 Impersonating member of An Garda Síochána	0	0	0	0	0
1515 Electoral offences including personation	1	1	1	0	0
1516 Public mischief-annoying phone calls and wasting police time	46	42	16	0	4
1517 Criminal Assets Bureau offences	3	3	2	0	0
1518 Non compliance with Garda direction	6	4	2	0	0
<b>152 Organisation of Crime and Conspiracy to Commit Crime</b>	<b>10</b>	<b>9</b>	<b>8</b>	<b>0</b>	<b>1</b>
1521 Criminal organisation offences (organised crime)	N/A	N/A	N/A	N/A	N/A
1522 Conspiracy to commit a crime	10	9	8	0	1
<b>153 Perverting the Course of justice</b>	<b>98</b>	<b>77</b>	<b>42</b>	<b>0</b>	<b>4</b>
1531 Perjury	1	1	1	0	0
1532 Interfering with a jury (embracery)	0	0	0	0	0
1533 Assisting offenders	0	0	0	0	0
1534 Public mischief, pervert course of justice, conceal offence	97	76	41	0	4
<b>154 Offences while in Custody and Related offences</b>	<b>32</b>	<b>30</b>	<b>21</b>	<b>0</b>	<b>0</b>
1541 Escape or help to escape from custody	32	30	21	0	0
1542 Prison offences	N/A	N/A	N/A	N/A	N/A
<b>155 Breach of Justice/Court Order</b>	<b>3,725</b>	<b>3,181</b>	<b>1,371</b>	<b>17</b>	<b>60</b>
1551 Breach of Domestic Violence Order (protection, safety, barring)	1,168	1,066	381	9	27
1552 Breach of bail	1,869	1,557	719	6	27
1553 Failure to comply under Sex Offenders Act	0	0	0	0	0
1554 Breach of Order under Family Law Act	18	14	5	0	0
1555 Other failure to comply with court order, jury summons, warrant etc.	670	544	266	2	6
<b>16 Offences Not Elsewhere Classified</b>	<b>586</b>	<b>484</b>	<b>250</b>	<b>7</b>	<b>23</b>
<b>161 Importation/Control/Welfare of Animals offences</b>	<b>227</b>	<b>181</b>	<b>122</b>	<b>3</b>	<b>9</b>
1611 Illegal importation of animals	0	0	0	0	0
1612 Control of horses offences	34	27	17	0	1
1613 Dog ownership offences (licence, control etc)	102	78	57	3	5
1614 Offences against animals	91	76	48	0	3
<b>162 Fisheries/Maritime Offences</b>	<b>24</b>	<b>12</b>	<b>7</b>	<b>0</b>	<b>0</b>
1621 Breaches of EU fishing quota and related EU regulation	24	12	7	0	0
1622 Merchant shipping / Maritime safety offences	N/A	N/A	N/A	N/A	N/A
<b>163 Use of Data, Electronic Counterfeit and Broadcasting</b>	<b>37</b>	<b>27</b>	<b>15</b>	<b>0</b>	<b>2</b>
1631 Unauthorised accessing of data	0	0	0	0	0
1632 Recording, possession or distribution of counterfeit material	28	19	11	0	0
1633 Unauthorised broadcasting and illegal signal reception	9	8	4	0	2
<b>164 Miscellaneous Offences</b>	<b>298</b>	<b>264</b>	<b>106</b>	<b>4</b>	<b>12</b>
1641 Abortion	0	0	0	0	0
1642 Procuring or assisting in abortion	0	0	0	0	0
1643 Concealment of birth	0	0	0	0	0
1644 Destroying / Disposing of a dead body	0	0	0	0	0
1645 Pawnbroking offences	0	0	0	0	0
1646 Offences in connection with rail travel	19	17	13	0	0
1647 Employment permit offences (relating to non-Irish national)	32	31	14	0	4
1648 Immigration offences/carrier liability	247	216	79	4	8

Results of Court Proceedings							
Appeals allowed	Pending	Acquittals or Dismissals	Withdrawn, Struck out	Nolle Prosequi entered, Charge Withdrawn	Found insane and incapable of pleading on indictment	Adjourned Sine Die or otherwise disposed of	Non Conviction - Other
<b>8</b>	<b>1,059</b>	<b>178</b>	<b>465</b>	<b>4</b>	<b>0</b>	<b>7</b>	<b>79</b>
<b>1</b>	<b>22</b>	<b>1</b>	<b>2</b>	<b>0</b>	<b>0</b>	<b>0</b>	<b>1</b>
0	0	0	0	0	0	0	0
0	2	0	0	0	0	0	0
0	0	0	0	0	0	0	0
0	0	0	0	0	0	0	0
0	0	0	0	0	0	0	0
1	18	1	2	0	0	0	0
0	1	0	0	0	0	0	0
0	1	0	0	0	0	0	1
<b>0</b>	<b>0</b>	<b>0</b>	<b>0</b>	<b>0</b>	<b>0</b>	<b>0</b>	<b>0</b>
N/A	N/A	N/A	N/A	N/A	N/A	N/A	N/A
0	0	0	0	0	0	0	0
<b>0</b>	<b>20</b>	<b>3</b>	<b>6</b>	<b>0</b>	<b>0</b>	<b>0</b>	<b>2</b>
0	0	0	0	0	0	0	0
0	0	0	0	0	0	0	0
0	0	0	0	0	0	0	0
0	20	3	6	0	0	0	2
<b>0</b>	<b>4</b>	<b>0</b>	<b>5</b>	<b>0</b>	<b>0</b>	<b>0</b>	<b>0</b>
0	4	0	5	0	0	0	0
N/A	N/A	N/A	N/A	N/A	N/A	N/A	N/A
<b>7</b>	<b>1,013</b>	<b>174</b>	<b>452</b>	<b>4</b>	<b>0</b>	<b>7</b>	<b>76</b>
4	185	116	305	2	0	6	31
3	623	36	103	2	0	1	37
0	0	0	0	0	0	0	0
0	0	4	5	0	0	0	0
0	205	18	39	0	0	0	8
<b>1</b>	<b>96</b>	<b>27</b>	<b>68</b>	<b>2</b>	<b>0</b>	<b>0</b>	<b>10</b>
<b>0</b>	<b>24</b>	<b>9</b>	<b>13</b>	<b>0</b>	<b>0</b>	<b>0</b>	<b>1</b>
0	0	0	0	0	0	0	0
0	3	2	4	0	0	0	0
0	9	1	3	0	0	0	0
0	12	6	6	0	0	0	1
<b>0</b>	<b>2</b>	<b>2</b>	<b>0</b>	<b>1</b>	<b>0</b>	<b>0</b>	<b>0</b>
0	2	2	0	1	0	0	0
N/A	N/A	N/A	N/A	N/A	N/A	N/A	N/A
<b>0</b>	<b>5</b>	<b>2</b>	<b>2</b>	<b>1</b>	<b>0</b>	<b>0</b>	<b>0</b>
0	0	0	0	0	0	0	0
0	5	1	1	1	0	0	0
0	0	1	1	0	0	0	0
<b>1</b>	<b>65</b>	<b>14</b>	<b>53</b>	<b>0</b>	<b>0</b>	<b>0</b>	<b>9</b>
0	0	0	0	0	0	0	0
0	0	0	0	0	0	0	0
0	0	0	0	0	0	0	0
0	0	0	0	0	0	0	0
0	0	0	0	0	0	0	0
0	1	0	3	0	0	0	0
1	5	2	4	0	0	0	1
0	59	12	46	0	0	0	8

**Appendix I.2c More detailed version of Table 1.2c**

	With any proceedings	Court proceedings commenced	Conviction	Proved and order made without conviction	Probation of Offenders Act
<b>01 Homicide Offences</b>	<b>96</b>	<b>81</b>	<b>43</b>	<b>0</b>	<b>0</b>
<b>011 Murder/Manslaughter/Infanticide</b>	<b>37</b>	<b>33</b>	<b>17</b>	<b>0</b>	<b>0</b>
0111 Murder	24	22	12	0	0
0112 Manslaughter	13	11	5	0	0
0113 Infanticide	0	0	0	0	0
<b>012 Dangerous Driving Leading to Death</b>	<b>59</b>	<b>48</b>	<b>26</b>	<b>0</b>	<b>0</b>
0121 Manslaughter (traffic fatality)	0	0	0	0	0
0122 Dangerous driving causing death	59	48	26	0	0
<b>02 Sexual Offences</b>	<b>514</b>	<b>344</b>	<b>153</b>	<b>0</b>	<b>2</b>
<b>021 Rape and Sexual Assault</b>	<b>492</b>	<b>328</b>	<b>148</b>	<b>0</b>	<b>2</b>
0211 Rape of a male or female	64	56	13	0	0
0212 Defilement of a boy or girl less than 17 years old	22	19	4	0	0
0213 Sexual offence involving mentally impaired person	1	1	1	0	0
0214 Aggravated sexual assault	3	2	2	0	0
0215 Sexual assault (not aggravated)	402	250	128	0	2
<b>022 Other Sexual Offences</b>	<b>22</b>	<b>16</b>	<b>5</b>	<b>0</b>	<b>0</b>
0221 Incest	1	1	0	0	0
0222 Child pornography offences	15	9	5	0	0
0223 Child pornography - obstruction of warrant	0	0	0	0	0
0224 Gross indecency	6	6	0	0	0
<b>03 Attempts/Threats to Murder, Assaults, Harassments and Related offences</b>	<b>5,781</b>	<b>4,781</b>	<b>1,999</b>	<b>42</b>	<b>197</b>
<b>031 Attempts/Threats to Murder</b>	<b>58</b>	<b>54</b>	<b>24</b>	<b>0</b>	<b>1</b>
0311 Murder-attempt	4	3	2	0	0
0312 Murder-threat	54	51	22	0	1
<b>032 Assaults</b>	<b>5,504</b>	<b>4,545</b>	<b>1,895</b>	<b>40</b>	<b>192</b>
0321 Assault causing harm	1,956	1,659	730	6	54
0322 Poisoning	0	0	0	0	0
0323 Assault or obstruction of Garda/official, resisting arrest	142	129	77	0	1
0324 Minor assault	3,406	2,757	1,088	34	137
<b>033 Harassment and Related Offences</b>	<b>219</b>	<b>182</b>	<b>80</b>	<b>2</b>	<b>4</b>
0331 Harassment, stalking, threats	130	115	50	1	3
0332 Coercion	4	4	0	0	0
0333 Menacing phone calls	79	59	27	1	1
0334 Incitement to hatred offences	6	4	3	0	0
0335 Demanding payment of debt causing alarm	0	0	0	0	0

Results of Court Proceedings							
Appeals allowed	Pending	Acquittals or Dismissals	Withdrawn, Struck out	Nolle Prosequi entered, Charge Withdrawn	Found insane and incapable of pleading on indictment	Adjourned Sine Die or otherwise disposed of	Non Conviction - Other
0	31	4	1	1	0	0	1
0	15	1	0	0	0	0	0
0	9	1	0	0	0	0	0
0	6	0	0	0	0	0	0
0	0	0	0	0	0	0	0
0	16	3	1	1	0	0	1
0	0	0	0	0	0	0	0
0	16	3	1	1	0	0	1
0	169	6	9	3	0	0	2
0	158	6	9	3	0	0	2
0	34	4	3	1	0	0	1
0	14	0	1	0	0	0	0
0	0	0	0	0	0	0	0
0	0	0	0	0	0	0	0
0	110	2	5	2	0	0	1
0	11	0	0	0	0	0	0
0	1	0	0	0	0	0	0
0	4	0	0	0	0	0	0
0	0	0	0	0	0	0	0
0	6	0	0	0	0	0	0
19	1,129	327	956	15	0	9	88
0	14	2	9	2	0	1	1
0	0	0	1	0	0	0	0
0	14	2	8	2	0	1	1
17	1,071	322	908	10	0	7	83
9	464	107	250	7	0	2	30
	0	0	0	0	0	0	0
0	33	4	9	3	0	0	2
8	574	211	649	0	0	5	51
2	44	3	39	3	0	1	4
0	36	3	17	3	0	1	1
0	0	0	3	0	0	0	1
2	7	0	19	0	0	0	2
0	1	0	0	0	0	0	0
0	0	0	0	0	0	0	0

Appendix I.2c More detailed version of Table 1.2c, continued

	With any proceedings	Court proceedings commenced	Conviction	Proved and order made without conviction	Probation of Offenders Act
<b>04 Dangerous or Negligent Acts</b>	<b>50,449</b>	<b>16,641</b>	<b>12,288</b>	<b>5</b>	<b>67</b>
<b>041 Dangerous or Negligent Operation of a Vehicle</b>	<b>50,299</b>	<b>16,514</b>	<b>12,234</b>	<b>5</b>	<b>57</b>
0411 Dangerous driving causing serious bodily harm	20	17	8	0	0
0412 Driving/In charge of a vehicle while over legal alcohol limit	12,132	10,833	8,555	1	4
0413 Driving/In charge of a vehicle under the influence of drugs	78	62	51	0	0
0414 Dangerous/careless driving and motorway offences	4,163	3,400	2,311	4	44
0415 Speeding	33,906	2,202	1,309	0	9
<b>042 Other Dangerous or Negligent Acts</b>	<b>150</b>	<b>127</b>	<b>54</b>	<b>0</b>	<b>10</b>
0421 Endangerment with potential for serious harm/death	50	50	25	0	1
0422 Abandoning a child, child neglect and cruelty	29	27	8	0	4
0423 Unseaworthy/Dangerous use of boat or ship	N/A	N/A	N/A	N/A	N/A
0424 False alarm/Interference with aircraft or air transport facilities	4	4	2	0	0
0425 Endangering traffic offences	67	46	19	0	5
<b>05 Kidnapping and Related Offences</b>	<b>31</b>	<b>30</b>	<b>6</b>	<b>0</b>	<b>0</b>
<b>051 False Imprisonment, Abduction</b>	<b>31</b>	<b>30</b>	<b>6</b>	<b>0</b>	<b>0</b>
0511 False Imprisonment	27	26	5	0	0
0512 Abduction of person under 16 years of age	4	4	1	0	0
<b>06 Robbery, Extortion and highjacking offences</b>	<b>766</b>	<b>698</b>	<b>397</b>	<b>1</b>	<b>2</b>
<b>061 Robbery</b>	<b>730</b>	<b>667</b>	<b>382</b>	<b>1</b>	<b>2</b>
0611 Robbery of an establishment or institution	405	356	202	1	0
0612 Robbery of cash or goods in transit	8	8	3	0	0
0613 Robbery from the person	317	303	177	0	2
<b>062 Extortion offences</b>	<b>5</b>	<b>5</b>	<b>2</b>	<b>0</b>	<b>0</b>
0621 Blackmail or extortion	5	5	2	0	0
<b>063 Hijacking Offences</b>	<b>31</b>	<b>26</b>	<b>13</b>	<b>0</b>	<b>0</b>
0631 Carjacking, highjacking/unlawful seizure of aircraft/vessel	31	26	13	0	0
<b>07 Burglary and Related offences</b>	<b>3,155</b>	<b>2,795</b>	<b>1,690</b>	<b>8</b>	<b>35</b>
<b>071 Burglary</b>	<b>3,155</b>	<b>2,795</b>	<b>1,690</b>	<b>8</b>	<b>35</b>
0711 Aggravated burglary	62	60	34	0	0
0712 Burglary (not aggravated)	2,957	2,609	1,601	8	35
0713 Possession of an article (with intent to burgle, steal, demand)	136	126	55	0	0
<b>08 Theft and Related Offences</b>	<b>15,614</b>	<b>13,375</b>	<b>6,845</b>	<b>264</b>	<b>976</b>
<b>081 Theft/Taking of Vehicle and Related offences</b>	<b>1,682</b>	<b>1,503</b>	<b>909</b>	<b>7</b>	<b>20</b>
0811 Theft/Unauthorised taking of vehicle.	1,266	1,122	696	3	17
0812 Interfering with vehicle (with intent to steal item or vehicle)	416	381	213	4	3
<b>082 Theft (not vehicle)</b>	<b>12,944</b>	<b>11,005</b>	<b>5,515</b>	<b>244</b>	<b>937</b>
0821 Theft from person	608	550	279	4	24
0822 Theft from shop	8,630	7,229	3,437	201	766
0823 Theft from vehicle	677	589	332	1	12
0824 Theft/Unauthorised taking of a pedal cycle	89	79	41	0	2
0826 Theft of, or interference with mail	20	18	16	0	0
0827 Theft of other property	2,920	2,540	1,410	38	133
<b>083 Handling Stolen Property</b>	<b>988</b>	<b>867</b>	<b>421</b>	<b>13</b>	<b>19</b>
0831 Handling or possession of stolen property	988	867	421	13	19



Results of Court Proceedings							
Appeals allowed	Pending	Acquittals or Dismissals	Withdrawn, Struck out	Nolle Prosequi entered, Charge Withdrawn	Found insane and incapable of pleading on indictment	Adjourned Sine Die or otherwise disposed of	Non Conviction - Other
<b>82</b>	<b>1,891</b>	<b>757</b>	<b>1,367</b>	<b>6</b>	<b>0</b>	<b>6</b>	<b>172</b>
<b>82</b>	<b>1,846</b>	<b>754</b>	<b>1,357</b>	<b>5</b>	<b>0</b>	<b>5</b>	<b>169</b>
1	4	0	3	0	0	0	1
60	1,363	453	332	4	0	4	57
0	6	1	3	0	0	0	1
9	411	136	441	0	0	1	43
12	62	164	578	1	0	0	67
<b>0</b>	<b>45</b>	<b>3</b>	<b>10</b>	<b>1</b>	<b>0</b>	<b>1</b>	<b>3</b>
0	22	0	2	0	0	0	0
0	13	0	1	0	0	1	0
N/A	N/A	N/A	N/A	N/A	N/A	N/A	N/A
0	1	0	0	1	0	0	0
0	9	3	7	0	0	0	3
<b>0</b>	<b>19</b>	<b>2</b>	<b>1</b>	<b>2</b>	<b>0</b>	<b>0</b>	<b>0</b>
<b>0</b>	<b>19</b>	<b>2</b>	<b>1</b>	<b>2</b>	<b>0</b>	<b>0</b>	<b>0</b>
0	18	1	1	1	0	0	0
0	1	1	0	1	0	0	0
<b>0</b>	<b>260</b>	<b>10</b>	<b>20</b>	<b>4</b>	<b>0</b>	<b>0</b>	<b>4</b>
<b>0</b>	<b>246</b>	<b>9</b>	<b>20</b>	<b>4</b>	<b>0</b>	<b>0</b>	<b>3</b>
0	147	3	3	0	0	0	0
0	5	0	0	0	0	0	0
0	94	6	17	4	0	0	3
<b>0</b>	<b>3</b>	<b>0</b>	<b>0</b>	<b>0</b>	<b>0</b>	<b>0</b>	<b>0</b>
0	3	0	0	0	0	0	0
<b>0</b>	<b>11</b>	<b>1</b>	<b>0</b>	<b>0</b>	<b>0</b>	<b>0</b>	<b>1</b>
0	11	1	0	0	0	0	1
<b>3</b>	<b>770</b>	<b>42</b>	<b>216</b>	<b>4</b>	<b>0</b>	<b>1</b>	<b>26</b>
<b>3</b>	<b>770</b>	<b>42</b>	<b>216</b>	<b>4</b>	<b>0</b>	<b>1</b>	<b>26</b>
0	21	1	3	0	0	0	1
2	706	33	197	3	0	1	23
1	43	8	16	1	0	0	2
<b>10</b>	<b>3,637</b>	<b>296</b>	<b>1,064</b>	<b>16</b>	<b>0</b>	<b>3</b>	<b>264</b>
<b>1</b>	<b>370</b>	<b>39</b>	<b>131</b>	<b>2</b>	<b>0</b>	<b>1</b>	<b>23</b>
1	276	23	94	1	0	0	11
0	94	16	37	1	0	1	12
<b>8</b>	<b>2,996</b>	<b>233</b>	<b>836</b>	<b>11</b>	<b>0</b>	<b>2</b>	<b>223</b>
4	164	14	50	3	0	0	8
3	2,023	153	483	3	0	1	159
0	165	16	52	0	0	1	10
0	20	2	8	0	0	0	6
0	1	0	0	0	0	0	1
1	623	48	243	5	0	0	39
<b>1</b>	<b>271</b>	<b>24</b>	<b>97</b>	<b>3</b>	<b>0</b>	<b>0</b>	<b>18</b>
1	271	24	97	3	0	0	18

Appendix I.2c More detailed version of Table 1.2c, continued

	With any proceedings	Court proceedings commenced	Conviction	Proved and order made without conviction	Probation of Offenders Act
<b>09 Fraud, deception and Related Offences</b>	<b>1,571</b>	<b>1,352</b>	<b>673</b>	<b>7</b>	<b>40</b>
<b>091 Fraud, Forgery and False Instrument Offences</b>	<b>1,446</b>	<b>1,249</b>	<b>646</b>	<b>7</b>	<b>37</b>
0911 Fraud, deception, false pretence offences	612	510	260	1	13
0912 Forging an instrument to defraud	763	676	357	4	23
0913 Possession of an article for use in fraud, deception or extortion	61	59	28	2	1
0914 Falsification of accounts	2	2	0	0	0
0915 Offences under the Companies Act	8	2	1	0	0
0916 Offences under the Investment Intermediaries Act	0	0	0	0	0
0917 Offences under the Stock Exchange Act	0	0	0	0	0
<b>092 Other fraud</b>	<b>72</b>	<b>62</b>	<b>7</b>	<b>0</b>	<b>1</b>
0921 Money laundering	51	50	1	0	0
0922 Embezzlement	10	2	2	0	0
0923 Fraud against the European Union	0	0	0	0	0
0924 Importation/Sale/Supply of tobacco offences	11	10	4	0	1
<b>093 Counterfeiting Currency and Related Offences</b>	<b>47</b>	<b>40</b>	<b>19</b>	<b>0</b>	<b>2</b>
0931 Counterfeiting notes and coins	47	40	19	0	2
<b>094 Corruption</b>	<b>6</b>	<b>1</b>	<b>1</b>	<b>0</b>	<b>0</b>
0941 Corruption (involving public office holder)	6	1	1	0	0
<b>10 Controlled Drug Offences</b>	<b>8,326</b>	<b>5,801</b>	<b>3,483</b>	<b>102</b>	<b>322</b>
<b>101 Importation / Manufacture of Drugs</b>	<b>58</b>	<b>48</b>	<b>30</b>	<b>0</b>	<b>3</b>
1011 Importation of drugs	29	27	21	0	0
1012 Cultivation or manufacture of drugs	29	21	9	0	3
<b>102 Possession of Drugs</b>	<b>7,877</b>	<b>5,422</b>	<b>3,281</b>	<b>102</b>	<b>305</b>
1021 Possession of drugs for sale or supply	1,994	1,647	1,010	5	43
1022 Possession of drugs for personal use	5,883	3,775	2,271	97	262
<b>103 Other Drug Offences</b>	<b>391</b>	<b>331</b>	<b>172</b>	<b>0</b>	<b>14</b>
1031 Forged or altered prescription offences	98	83	42	0	7
1032 Obstruction under the Drugs Act	293	248	130	0	7
<b>11 Weapons and Explosives Offences</b>	<b>1,406</b>	<b>1,199</b>	<b>641</b>	<b>4</b>	<b>33</b>
<b>111 Explosives, Chemical Weapons Offences</b>	<b>15</b>	<b>14</b>	<b>5</b>	<b>0</b>	<b>0</b>
1111 Causing an explosion	0	0	0	0	0
1112 Making of explosives	1	1	1	0	0
1113 Possession of explosives	14	13	4	0	0
1114 Chemical weapons offences	0	0	0	0	0
<b>112 Firearms Offences</b>	<b>229</b>	<b>175</b>	<b>102</b>	<b>1</b>	<b>6</b>
1121 Discharging a firearm	46	40	22	0	1
1122 Possession of a firearm	183	135	80	1	5
<b>113 Offensive Weapons Offences (NEC)</b>	<b>1,162</b>	<b>1,010</b>	<b>534</b>	<b>3</b>	<b>27</b>
1131 Possession of offensive weapons (not firearms)	1,162	1,010	534	3	27
<b>114 Fireworks Offences</b>	<b>N/A</b>	<b>N/A</b>	<b>N/A</b>	<b>N/A</b>	<b>N/A</b>
1141 Fireworks Offences (for sale, igniting etc.)	N/A	N/A	N/A	N/A	N/A
<b>12 Damage to Property and to the Environment</b>	<b>4,241</b>	<b>3,607</b>	<b>1,800</b>	<b>32</b>	<b>245</b>
<b>121 Criminal Damage</b>	<b>4,189</b>	<b>3,571</b>	<b>1,774</b>	<b>31</b>	<b>244</b>
1211 Arson	153	125	52	0	7
1212 Criminal damage (not arson)	4,036	3,446	1,722	31	237
<b>122 Environmental Damage</b>	<b>52</b>	<b>36</b>	<b>26</b>	<b>1</b>	<b>1</b>
1221 Litter offences	52	36	26	1	1

Results of Court Proceedings							
Appeals allowed	Pending	Acquittals or Dismissals	Withdrawn, Struck out	Nolle Prosequi entered, Charge Withdrawn	Found insane and incapable of pleading on indictment	Adjourned Sine Die or otherwise disposed of	Non Conviction - Other
0	493	39	89	2	0	0	9
0	428	36	84	2	0	0	9
0	177	19	38	0	0	0	2
0	232	13	40	2	0	0	5
0	18	2	6	0	0	0	2
0	1	1	0	0	0	0	0
0	0	1	0	0	0	0	0
0	0	0	0	0	0	0	0
0	0	0	0	0	0	0	0
0	52	1	1	0	0	0	0
0	48	0	1	0	0	0	0
0	0	0	0	0	0	0	0
0	0	0	0	0	0	0	0
0	4	1	0	0	0	0	0
0	13	2	4	0	0	0	0
0	13	2	4	0	0	0	0
0	0	0	0	0	0	0	0
0	0	0	0	0	0	0	0
10	1,019	104	711	2	0	1	47
0	12	2	0	0	0	0	1
0	6	0	0	0	0	0	0
0	6	2	0	0	0	0	1
10	909	91	683	1	0	1	39
1	476	22	77	1	0	0	12
9	433	69	606	0	0	1	27
0	98	11	28	1	0	0	7
0	23	1	9	0	0	0	1
0	75	10	19	1	0	0	6
3	313	51	124	3	0	0	27
0	4	0	4	1	0	0	0
0	0	0	0	0	0	0	0
0	0	0	0	0	0	0	0
0	4	0	4	1	0	0	0
0	0	0	0	0	0	0	0
0	44	6	12	1	0	0	3
0	13	3	1	0	0	0	0
0	31	3	11	1	0	0	3
3	265	45	108	1	0	0	24
3	265	45	108	1	0	0	24
N/A	N/A	N/A	N/A	N/A	N/A	N/A	N/A
N/A	N/A	N/A	N/A	N/A	N/A	N/A	N/A
4	846	136	489	1	0	5	49
4	845	133	485	1	0	5	49
0	51	5	6	1	0	0	3
4	794	128	479	0	0	5	46
0	1	3	4	0	0	0	0
0	1	3	4	0	0	0	0

Appendix I.2c More detailed version of Table 1.2c, continued

	With any proceedings	Court proceedings commenced	Conviction	Proved and order made without conviction	Probation of Offenders Act
<b>13 Public Order and other Social Code Offences</b>	<b>29,832</b>	<b>23,969</b>	<b>13,535</b>	<b>457</b>	<b>2,290</b>
<b>131 Disorderly Conduct</b>	<b>26,853</b>	<b>21,445</b>	<b>12,117</b>	<b>438</b>	<b>2,183</b>
1311 Affray/Riot/Violent disorder	42	35	19	0	2
1312 Public order offences	19,036	15,403	8,686	346	1,505
1313 Drunkenness offences	7,760	5,993	3,401	92	676
1314 Air rage - disruptive or drunken behaviour on aircraft	15	14	11	0	0
<b>132 Trespass Offences</b>	<b>806</b>	<b>694</b>	<b>328</b>	<b>3</b>	<b>29</b>
1321 Forcible entry and occupation (not burglary)	0	0	0	0	0
1322 Trespass on lands or enclosed areas	806	694	328	3	29
<b>133 Liquor Licensing Offences</b>	<b>1,179</b>	<b>986</b>	<b>738</b>	<b>6</b>	<b>15</b>
1331 Liquor licensing offences	1,168	975	733	6	15
1332 Registered clubs offences	11	11	5	0	0
1333 Special restaurant offences	0	0	0	0	0
<b>134 Prostitution Offences</b>	<b>55</b>	<b>45</b>	<b>17</b>	<b>2</b>	<b>6</b>
1341 Brothel keeping	1	1	1	0	0
1342 Organisation of prostitution	13	10	4	0	2
1343 Prostitution, including soliciting etc.	41	34	12	2	4
<b>135 Regulated Betting/Money, Collection/Trading Offences</b>	<b>226</b>	<b>181</b>	<b>121</b>	<b>3</b>	<b>12</b>
1351 Offences under the Betting Acts	4	4	1	0	0
1352 Collecting money without permit, unauthorised collection	14	9	5	0	0
1353 Offences under Gaming and Lotteries Acts	3	2	1	0	0
1354 Permit/License offences for casual/street trading	205	166	114	3	12
<b>136 Social Code Offences (NEC)</b>	<b>713</b>	<b>618</b>	<b>214</b>	<b>5</b>	<b>45</b>
1361 Bestiality	0	0	0	0	0
1362 Indecency	48	38	18	2	5
1363 Allowing a child (under 16 years) to beg	1	1	1	0	0
1364 Bigamy	1	1	1	0	0
1365 Begging	663	578	194	3	40
<b>14 Road and Traffic Offences (NEC)</b>	<b>85,125</b>	<b>33,633</b>	<b>17,831</b>	<b>63</b>	<b>419</b>
<b>141 Driving Licence/Insurance Offences</b>	<b>19,232</b>	<b>11,847</b>	<b>6,348</b>	<b>22</b>	<b>119</b>
1411 Driving licence-failure to have, produce, etc.	1,468	925	494	3	30
1412 Insurance-failure to have, produce, display, etc.	17,764	10,922	5,854	19	89
<b>142 Tax/Registration Offences</b>	<b>18,812</b>	<b>3,091</b>	<b>1,748</b>	<b>10</b>	<b>54</b>
1421 No tax, non-display of tax, unregistered vehicle etc.	18,806	3,089	1,747	10	54
1422 Misuse of Trade Licence	6	2	1	0	0
<b>143 Roadworthiness/Regulatory Offences</b>	<b>45,568</b>	<b>17,602</b>	<b>9,044</b>	<b>29</b>	<b>220</b>
1431 Misuse of trailers, weight and other offences	1,135	689	475	3	21
1432 Obstruction under Road Traffic Acts	82	46	30	0	3
1433 Other road offences	44,351	16,867	8,539	26	196
<b>144 Road Transport/Public Service Vehicles Offences</b>	<b>1,513</b>	<b>1,093</b>	<b>691</b>	<b>2</b>	<b>26</b>
1441 Road Transport - carriage of goods offences	1,232	877	555	1	18
1442 Public Service Vehicle offences	281	216	136	1	8
1443 Light rail offences (Luas)	N/A	N/A	N/A	N/A	N/A

Results of Court Proceedings							
Appeals allowed	Pending	Acquittals or Dismissals	Withdrawn, Struck out	Nolle Prosequi entered, Charge Withdrawn	Found insane and incapable of pleading on indictment	Adjourned Sine Die or otherwise disposed of	Non Conviction - Other
<b>27</b>	<b>4,072</b>	<b>753</b>	<b>2,354</b>	<b>7</b>	<b>0</b>	<b>8</b>	<b>466</b>
<b>25</b>	<b>3,521</b>	<b>656</b>	<b>2,066</b>	<b>6</b>	<b>0</b>	<b>8</b>	<b>425</b>
0	11	0	3	0	0	0	0
20	2,535	457	1,543	5	0	7	299
5	975	199	517	1	0	1	126
0	0	0	3	0	0	0	0
<b>0</b>	<b>191</b>	<b>29</b>	<b>97</b>	<b>0</b>	<b>0</b>	<b>0</b>	<b>17</b>
0	0	0	0	0	0	0	0
0	191	29	97	0	0	0	17
<b>1</b>	<b>67</b>	<b>43</b>	<b>112</b>	<b>0</b>	<b>0</b>	<b>0</b>	<b>4</b>
1	65	40	111	0	0	0	4
0	2	3	1	0	0	0	0
0	0	0	0	0	0	0	0
<b>0</b>	<b>15</b>	<b>1</b>	<b>2</b>	<b>0</b>	<b>0</b>	<b>0</b>	<b>2</b>
0	0	0	0	0	0	0	0
0	4	0	0	0	0	0	0
0	11	1	2	0	0	0	2
<b>1</b>	<b>25</b>	<b>8</b>	<b>9</b>	<b>0</b>	<b>0</b>	<b>0</b>	<b>2</b>
1	0	2	0	0	0	0	0
0	3	1	0	0	0	0	0
0	0	0	1	0	0	0	0
0	22	5	8	0	0	0	2
<b>0</b>	<b>253</b>	<b>16</b>	<b>68</b>	<b>1</b>	<b>0</b>	<b>0</b>	<b>16</b>
0	0	0	0	0	0	0	0
0	9	2	2	0	0	0	0
0	0	0	0	0	0	0	0
0	0	0	0	0	0	0	0
0	244	14	66	1	0	0	16
<b>222</b>	<b>2,421</b>	<b>1,521</b>	<b>10,159</b>	<b>7</b>	<b>0</b>	<b>7</b>	<b>983</b>
<b>115</b>	<b>998</b>	<b>480</b>	<b>3,504</b>	<b>1</b>	<b>0</b>	<b>1</b>	<b>259</b>
4	48	35	291	0	0	0	20
111	950	445	3,213	1	0	1	239
<b>8</b>	<b>78</b>	<b>117</b>	<b>990</b>	<b>0</b>	<b>0</b>	<b>1</b>	<b>85</b>
8	77	117	990	0	0	1	85
0	1	0	0	0	0	0	0
<b>92</b>	<b>1,300</b>	<b>873</b>	<b>5,416</b>	<b>6</b>	<b>0</b>	<b>4</b>	<b>618</b>
0	10	35	129	0	0	0	16
1	6	1	5	0	0	0	0
91	1,284	837	5,282	6	0	4	602
<b>7</b>	<b>45</b>	<b>51</b>	<b>249</b>	<b>0</b>	<b>0</b>	<b>1</b>	<b>21</b>
5	33	37	209	0	0	1	18
2	12	14	40	0	0	0	3
N/A	N/A	N/A	N/A	N/A	N/A	N/A	N/A

Appendix I.2c More detailed version of Table 1.2c, continued

	With any proceedings	Court proceedings commenced	Conviction	Proved and order made without conviction	Probation of Offenders Act
<b>15 Offences against Government, Justice Procedures and Organisation of Crime</b>	<b>4,503</b>	<b>3,737</b>	<b>1,517</b>	<b>14</b>	<b>83</b>
<b>151 Offences Against Government and its agents</b>	<b>59</b>	<b>51</b>	<b>28</b>	<b>0</b>	<b>1</b>
1511 Treason	0	0	0	0	0
1512 Breaches of Offences against the State Acts	15	14	5	0	0
1513 Breaches of Official Secrets Act	0	0	0	0	0
1514 Impersonating member of An Garda Síochána	3	3	3	0	0
1515 Electoral offences including personation	2	2	1	0	0
1516 Public mischief-annoying phone calls and wasting police time	32	28	17	0	1
1517 Criminal Assets Bureau offences	2	2	2	0	0
1518 Non compliance with Garda direction	5	2	0	0	0
<b>152 Organisation of Crime and Conspiracy to Commit Crime</b>	<b>0</b>	<b>0</b>	<b>0</b>	<b>0</b>	<b>0</b>
1521 Criminal organisation offences (organised crime)	N/A	N/A	N/A	N/A	N/A
1522 Conspiracy to commit a crime	0	0	0	0	0
<b>153 Perverting the Course of justice</b>	<b>88</b>	<b>58</b>	<b>29</b>	<b>0</b>	<b>2</b>
1531 Perjury	2	1	0	0	0
1532 Interfering with a jury (embracery)	0	0	0	0	0
1533 Assisting offenders	0	0	0	0	0
1534 Public mischief, pervert course of justice, conceal offence	86	57	29	0	2
<b>154 Offences while in Custody and Related offences</b>	<b>34</b>	<b>30</b>	<b>21</b>	<b>0</b>	<b>1</b>
1541 Escape or help to escape from custody	34	30	21	0	1
1542 Prison offences	N/A	N/A	N/A	N/A	N/A
<b>155 Breach of Justice/Court Order</b>	<b>4,322</b>	<b>3,598</b>	<b>1,439</b>	<b>14</b>	<b>79</b>
1551 Breach of Domestic Violence Order (protection, safety, barring)	1,058	986	285	6	30
1552 Breach of bail	2,139	1,718	756	4	31
1553 Failure to comply under Sex Offenders Act	10	9	4	0	0
1554 Breach of Order under Family Law Act	28	25	6	0	2
1555 Other failure to comply with court order, jury summons, warrant etc.	1,087	860	388	4	16
<b>16 Offences Not Elsewhere Classified</b>	<b>612</b>	<b>484</b>	<b>246</b>	<b>4</b>	<b>17</b>
<b>161 Importation/Control/Welfare of Animals offences</b>	<b>198</b>	<b>157</b>	<b>102</b>	<b>1</b>	<b>5</b>
1611 Illegal importation of animals	1	1	0	0	0
1612 Control of horses offences	19	15	11	0	0
1613 Dog ownership offences (licence, control etc)	87	62	46	1	3
1614 Offences against animals	91	79	45	0	2
<b>162 Fisheries/Maritime Offences</b>	<b>43</b>	<b>16</b>	<b>11</b>	<b>0</b>	<b>0</b>
1621 Breaches of EU fishing quota and related EU regulation	43	16	11	0	0
1622 Merchant shipping / Maritime safety offences	N/A	N/A	N/A	N/A	N/A
<b>163 Use of Data, Electronic Counterfeit and Broadcasting</b>	<b>49</b>	<b>32</b>	<b>23</b>	<b>0</b>	<b>1</b>
1631 Unauthorised accessing of data	1	0	0	0	0
1632 Recording, possession or distribution of counterfeit material	43	27	19	0	1
1633 Unauthorised broadcasting and illegal signal reception	5	5	4	0	0
<b>164 Miscellaneous Offences</b>	<b>322</b>	<b>279</b>	<b>110</b>	<b>3</b>	<b>11</b>
1641 Abortion	0	0	0	0	0
1642 Procuring or assisting in abortion	0	0	0	0	0
1643 Concealment of birth	0	0	0	0	0
1644 Destroying / Disposing of a dead body	0	0	0	0	0
1645 Pawnbroking offences	0	0	0	0	0
1646 Offences in connection with rail travel	23	21	9	0	0
1647 Employment permit offences (relating to non-Irish national)	34	30	20	0	1
1648 Immigration offences/carrier liability	265	228	81	3	10

Results of Court Proceedings								
Appeals allowed	Pending	Acquittals or Dismissals	Withdrawn, Struck out	Nolle Prosequi entered, Charge Withdrawn	Found insane and incapable of pleading on indictment	Adjourned Sine Die or otherwise disposed of	Non Conviction - Other	
<b>6</b>	<b>1,311</b>	<b>180</b>	<b>548</b>	<b>4</b>	<b>0</b>	<b>7</b>	<b>67</b>	
<b>0</b>	<b>15</b>	<b>2</b>	<b>4</b>	<b>0</b>	<b>0</b>	<b>0</b>	<b>1</b>	
0	0	0	0	0	0	0	0	
0	7	1	1	0	0	0	0	
0	0	0	0	0	0	0	0	
0	0	0	0	0	0	0	0	
0	1	0	0	0	0	0	0	
0	7	1	2	0	0	0	0	
0	0	0	0	0	0	0	0	
0	0	0	1	0	0	0	1	
<b>0</b>	<b>0</b>	<b>0</b>	<b>0</b>	<b>0</b>	<b>0</b>	<b>0</b>	<b>0</b>	
N/A	N/A	N/A	N/A	N/A	N/A	N/A	N/A	
0	0	0	0	0	0	0	0	
<b>0</b>	<b>11</b>	<b>6</b>	<b>8</b>	<b>0</b>	<b>0</b>	<b>0</b>	<b>2</b>	
0	1	0	0	0	0	0	0	
0	0	0	0	0	0	0	0	
0	0	0	0	0	0	0	0	
0	10	6	8	0	0	0	2	
<b>0</b>	<b>5</b>	<b>0</b>	<b>3</b>	<b>0</b>	<b>0</b>	<b>0</b>	<b>0</b>	
0	5	0	3	0	0	0	0	
N/A	N/A	N/A	N/A	N/A	N/A	N/A	N/A	
<b>6</b>	<b>1,280</b>	<b>172</b>	<b>533</b>	<b>4</b>	<b>0</b>	<b>7</b>	<b>64</b>	
5	205	105	317	1	0	7	25	
1	712	44	139	3	0	0	28	
0	2	0	3	0	0	0	0	
0	5	1	11	0	0	0	0	
0	356	22	63	0	0	0	11	
<b>1</b>	<b>128</b>	<b>18</b>	<b>60</b>	<b>0</b>	<b>0</b>	<b>0</b>	<b>10</b>	
<b>1</b>	<b>32</b>	<b>5</b>	<b>10</b>	<b>0</b>	<b>0</b>	<b>0</b>	<b>1</b>	
0	1	0	0	0	0	0	0	
0	0	1	3	0	0	0	0	
0	5	2	4	0	0	0	1	
1	26	2	3	0	0	0	0	
<b>0</b>	<b>3</b>	<b>0</b>	<b>2</b>	<b>0</b>	<b>0</b>	<b>0</b>	<b>0</b>	
0	3	0	2	0	0	0	0	
N/A	N/A	N/A	N/A	N/A	N/A	N/A	N/A	
<b>0</b>	<b>5</b>	<b>0</b>	<b>3</b>	<b>0</b>	<b>0</b>	<b>0</b>	<b>0</b>	
0	0	0	0	0	0	0	0	
0	5	0	2	0	0	0	0	
0	0	0	1	0	0	0	0	
<b>0</b>	<b>88</b>	<b>13</b>	<b>45</b>	<b>0</b>	<b>0</b>	<b>0</b>	<b>9</b>	
0	0	0	0	0	0	0	0	
0	0	0	0	0	0	0	0	
0	0	0	0	0	0	0	0	
0	0	0	0	0	0	0	0	
0	0	0	0	0	0	0	0	
0	5	2	5	0	0	0	0	
0	6	0	3	0	0	0	0	
0	77	11	37	0	0	0	9	

Appendix I.2d More detailed version of Table 1.2d

	With any proceedings	Court proceedings commenced	Conviction	Proved and order made without conviction	Probation of Offenders Act
<b>01 Homicide Offences</b>	<b>100</b>	<b>91</b>	<b>18</b>	<b>0</b>	<b>0</b>
<b>011 Murder/Manslaughter/Infanticide</b>	<b>38</b>	<b>35</b>	<b>3</b>	<b>0</b>	<b>0</b>
0111 Murder	32	30	3	0	0
0112 Manslaughter	6	5	0	0	0
0113 Infanticide	0	0	0	0	0
<b>012 Dangerous Driving Leading to Death</b>	<b>62</b>	<b>56</b>	<b>15</b>	<b>0</b>	<b>0</b>
0121 Manslaughter (traffic fatality)	0	0	0	0	0
0122 Dangerous driving causing death	62	56	15	0	0
<b>02 Sexual Offences</b>	<b>297</b>	<b>223</b>	<b>38</b>	<b>0</b>	<b>1</b>
<b>021 Rape and Sexual Assault</b>	<b>273</b>	<b>208</b>	<b>34</b>	<b>0</b>	<b>1</b>
0211 Rape of a male or female	65	54	7	0	
0212 Defilement of a boy or girl less than 17 years old	14	12	2	0	
0213 Sexual offence involving mentally impaired person	1	0	0	0	0
0214 Aggravated sexual assault	4	3	0	0	0
0215 Sexual assault (not aggravated)	189	139	25	0	1
<b>022 Other Sexual Offences</b>	<b>24</b>	<b>15</b>	<b>4</b>	<b>0</b>	<b>0</b>
0221 Incest	1	0	0	0	0
0222 Child pornography offences	17	11	2	0	0
0223 Child pornography - obstruction of warrant	0	0	0	0	0
0224 Gross indecency	6	4	2	0	0
<b>03 Attempts/Threats to Murder, Assaults, Harassments and Related offences</b>	<b>5,648</b>	<b>4,426</b>	<b>1,397</b>	<b>33</b>	<b>148</b>
<b>031 Attempts/Threats to Murder</b>	<b>59</b>	<b>54</b>	<b>18</b>	<b>1</b>	<b>1</b>
0311 Murder-attempt	4	4	1	0	0
0312 Murder-threat	55	50	17	1	1
<b>032 Assaults</b>	<b>5,368</b>	<b>4,196</b>	<b>1,309</b>	<b>30</b>	<b>140</b>
0321 Assault causing harm	2,099	1,693	469	8	48
0322 Poisoning	0	0	0	0	0
0323 Assault or obstruction of Garda/official, resisting arrest	154	129	62	3	0
0324 Minor assault	3,115	2,374	778	19	92
<b>033 Harassment and Related Offences</b>	<b>221</b>	<b>176</b>	<b>70</b>	<b>2</b>	<b>7</b>
0331 Harassment, stalking, threats	128	104	41	0	5
0332 Coercion	2	1	0	0	0
0333 Menacing phone calls	86	67	28	2	2
0334 Incitement to hatred offences	4	3	1	0	0
0335 Demanding payment of debt causing alarm	1	1	0	0	0



Results of Court Proceedings							
Appeals allowed	Pending	Acquittals or Dismissals	Withdrawn, Struck out	Nolle Prosequi entered, Charge Withdrawn	Found insane and incapable of pleading on indictment	Adjourned Sine Die or otherwise disposed of	Non Conviction - Other
0	71	1	1	0	0	0	0
0	32	0	0	0	0	0	0
0	27	0	0	0	0	0	0
0	5	0	0	0	0	0	0
0	0	0	0	0	0	0	0
0	39	1	1	0	0	0	0
0	0	0	0	0	0	0	0
0	39	1	1	0	0	0	0
0	169	5	5	2	0	0	3
0	159	4	5	2	0	0	3
0	44	1	1	0	0	0	1
0	9	0	0	0	0	0	1
0	0	0	0	0	0	0	0
0	3	0	0	0	0	0	0
0	103	3	4	2	0	0	1
0	10	1	0	0	0	0	0
0	0	0	0	0	0	0	0
0	8	1	0	0	0	0	0
0	0	0	0	0	0	0	0
0	2	0	0	0	0	0	0
5	1,867	181	727	12	0	1	55
0	20	1	12	1	0	0	0
0	2	1	0	0	0	0	0
0	18	0	12	1	0	0	0
5	1,772	177	700	10	0	1	52
1	837	53	260	9	0	0	8
0	0	0	0	0	0	0	0
0	49	1	13	1	0	0	0
4	886	123	427	0	0	1	44
0	75	3	15	1	0	0	3
0	42	2	11	1	0	0	2
0	1	0	0	0	0	0	0
0	30	1	3	0	0	0	1
0	1	0	1	0	0	0	0
0	1	0	0	0	0	0	0

Appendix I.2d More detailed version of Table 1.2d, continued

	With any proceedings	Court proceedings commenced	Conviction	Proved and order made without conviction	Probation of Offenders Act
<b>04 Dangerous or Negligent Acts</b>	<b>64,949</b>	<b>24,378</b>	<b>15,479</b>	<b>10</b>	<b>98</b>
<b>041 Dangerous or Negligent Operation of a Vehicle</b>	<b>64,804</b>	<b>24,260</b>	<b>15,428</b>	<b>8</b>	<b>90</b>
0411 Dangerous driving causing serious bodily harm	18	14	5	0	0
0412 Driving/In charge of a vehicle while over legal alcohol limit	15,337	13,439	10,116	0	7
0413 Driving/In charge of a vehicle under the influence of drugs	72	55	32	0	0
0414 Dangerous/careless driving and motorway offences	5,778	3,739	2,208	3	39
0415 Speeding	43,599	7,013	3,067	5	44
<b>042 Other Dangerous or Negligent Acts</b>	<b>145</b>	<b>118</b>	<b>51</b>	<b>2</b>	<b>8</b>
0421 Endangerment with potential for serious harm/death	41	37	18	0	0
0422 Abandoning a child, child neglect and cruelty	27	22	8	0	0
0423 Unseaworthy/Dangerous use of boat or ship	N/A	N/A	N/A	N/A	N/A
0424 False alarm/Interference with aircraft or air transport facilities	9	8	2	0	1
0425 Endangering traffic offences	68	51	23	2	7
<b>05 Kidnapping and Related Offences</b>	<b>28</b>	<b>26</b>	<b>11</b>	<b>0</b>	<b>0</b>
<b>051 False Imprisonment, Abduction</b>	<b>28</b>	<b>26</b>	<b>11</b>	<b>0</b>	<b>0</b>
0511 False Imprisonment	22	22	10	0	0
0512 Abduction of person under 16 years of age	6	4	1	0	0
<b>06 Robbery, Extortion and highjacking offences</b>	<b>777</b>	<b>688</b>	<b>259</b>	<b>0</b>	<b>0</b>
<b>061 Robbery</b>	<b>739</b>	<b>651</b>	<b>244</b>	<b>0</b>	<b>0</b>
0611 Robbery of an establishment or institution	415	362	135	0	0
0612 Robbery of cash or goods in transit	3	3	2	0	0
0613 Robbery from the person	321	286	107	0	0
<b>062 Extortion offences</b>	<b>6</b>	<b>6</b>	<b>1</b>	<b>0</b>	<b>0</b>
0621 Blackmail or extortion	6	6	1	0	0
<b>063 Hijacking Offences</b>	<b>32</b>	<b>31</b>	<b>14</b>	<b>0</b>	<b>0</b>
0631 Carjacking, highjacking/unlawful seizure of aircraft/vessel	32	31	14	0	0
<b>07 Burglary and Related offences</b>	<b>3,337</b>	<b>2,857</b>	<b>1,606</b>	<b>9</b>	<b>21</b>
<b>071 Burglary</b>	<b>3,337</b>	<b>2,857</b>	<b>1,606</b>	<b>9</b>	<b>21</b>
0711 Aggravated burglary	71	57	14	0	0
0712 Burglary (not aggravated)	3,096	2,647	1,524	9	20
0713 Possession of an article (with intent to burgle, steal, demand)	170	153	68	0	1
<b>08 Theft and Related Offences</b>	<b>15,830</b>	<b>13,110</b>	<b>6,460</b>	<b>235</b>	<b>634</b>
<b>081 Theft/Taking of Vehicle and Related offences</b>	<b>1,667</b>	<b>1,444</b>	<b>768</b>	<b>3</b>	<b>13</b>
0811 Theft/Unauthorised taking of vehicle.	1,243	1,066	578	3	9
0812 Interfering with vehicle (with intent to steal item or vehicle)	424	378	190	0	4
<b>082 Theft (not vehicle)</b>	<b>13,101</b>	<b>10,762</b>	<b>5,316</b>	<b>225</b>	<b>592</b>
0821 Theft from person	508	432	235	1	5
0822 Theft from shop	8,801	7,224	3,583	192	455
0823 Theft from vehicle	810	685	364	5	4
0824 Theft/Unauthorised taking of a pedal cycle	102	91	33	0	1
0826 Theft of, or interference with mail	2	2	2	0	0
0827 Theft of other property	2,878	2,328	1,099	27	127
<b>083 Handling Stolen Property</b>	<b>1,062</b>	<b>904</b>	<b>376</b>	<b>7</b>	<b>29</b>
0831 Handling or possession of stolen property	1,062	904	376	7	29

Results of Court Proceedings							
Appeals allowed	Pending	Acquittals or Dismissals	Withdrawn, Struck out	Nolle Prosequi entered, Charge Withdrawn	Found insane and incapable of pleading on indictment	Adjourned Sine Die or otherwise disposed of	Non Conviction - Other
<b>39</b>	<b>3,744</b>	<b>1,045</b>	<b>3,579</b>	<b>3</b>	<b>0</b>	<b>1</b>	<b>380</b>
<b>39</b>	<b>3,699</b>	<b>1,043</b>	<b>3,569</b>	<b>3</b>	<b>0</b>	<b>1</b>	<b>380</b>
0	8	0	1	0	0	0	0
23	2,475	377	358	2	0	0	81
0	19	4	0	0	0	0	0
3	825	105	503	0	0	1	52
13	372	557	2,707	1	0	0	247
<b>0</b>	<b>45</b>	<b>2</b>	<b>10</b>	<b>0</b>	<b>0</b>	<b>0</b>	<b>0</b>
0	18	0	1	0	0	0	0
0	11	1	2	0	0	0	0
N/A	N/A	N/A	N/A	N/A	N/A	N/A	N/A
0	5	0	0	0	0	0	0
0	11	1	7	0	0	0	0
<b>0</b>	<b>14</b>	<b>0</b>	<b>1</b>	<b>0</b>	<b>0</b>	<b>0</b>	<b>0</b>
<b>0</b>	<b>14</b>	<b>0</b>	<b>1</b>	<b>0</b>	<b>0</b>	<b>0</b>	<b>0</b>
0	11	0	1	0	0	0	0
0	3	0	0	0	0	0	0
<b>0</b>	<b>398</b>	<b>3</b>	<b>18</b>	<b>5</b>	<b>0</b>	<b>0</b>	<b>5</b>
<b>0</b>	<b>377</b>	<b>3</b>	<b>17</b>	<b>5</b>	<b>0</b>	<b>0</b>	<b>5</b>
0	212	1	9	2	0	0	3
0	1	0	0	0	0	0	0
0	164	2	8	3	0	0	2
<b>0</b>	<b>5</b>	<b>0</b>	<b>0</b>	<b>0</b>	<b>0</b>	<b>0</b>	<b>0</b>
0	5	0	0	0	0	0	0
<b>0</b>	<b>16</b>	<b>0</b>	<b>1</b>	<b>0</b>	<b>0</b>	<b>0</b>	<b>0</b>
0	16	0	1	0	0	0	0
<b>1</b>	<b>981</b>	<b>41</b>	<b>179</b>	<b>2</b>	<b>0</b>	<b>0</b>	<b>17</b>
<b>1</b>	<b>981</b>	<b>41</b>	<b>179</b>	<b>2</b>	<b>0</b>	<b>0</b>	<b>17</b>
0	39	0	3	1	0	0	0
1	880	35	163	1	0	0	14
0	62	6	13	0	0	0	3
<b>2</b>	<b>4,421</b>	<b>206</b>	<b>961</b>	<b>5</b>	<b>0</b>	<b>4</b>	<b>182</b>
<b>0</b>	<b>492</b>	<b>25</b>	<b>118</b>	<b>2</b>	<b>0</b>	<b>1</b>	<b>22</b>
0	365	17	79	1	0	0	14
0	127	8	39	1	0	1	8
<b>2</b>	<b>3,568</b>	<b>158</b>	<b>749</b>	<b>2</b>	<b>0</b>	<b>3</b>	<b>147</b>
0	136	13	36	1	0	0	5
0	2,324	96	472	0	0	0	102
0	235	3	62	0	0	1	11
0	42	5	9	0	0	0	1
0	0	0	0	0	0	0	0
2	831	41	170	1	0	2	28
<b>0</b>	<b>361</b>	<b>23</b>	<b>94</b>	<b>1</b>	<b>0</b>	<b>0</b>	<b>13</b>
0	361	23	94	1	0	0	13

Appendix I.2d More detailed version of Table 1.2d, continued

	With any proceedings	Court proceedings commenced	Conviction	Proved and order made without conviction	Probation of Offenders Act
<b>09 Fraud, deception and Related Offences</b>	<b>1,163</b>	<b>895</b>	<b>432</b>	<b>9</b>	<b>23</b>
<b>091 Fraud, Forgery and False Instrument Offences</b>	<b>1,118</b>	<b>861</b>	<b>418</b>	<b>9</b>	<b>22</b>
0911 Fraud, deception, false pretence offences	439	332	139	0	8
0912 Forging an instrument to defraud	610	480	257	9	14
0913 Possession of an article for use in fraud, deception or extortion	65	46	20	0	0
0914 Falsification of accounts	1	1	0	0	0
0915 Offences under the Companies Act	2	2	2	0	0
0916 Offences under the Investment Intermediaries Act	1	0	0	0	0
0917 Offences under the Stock Exchange Act	0	0	0	0	0
<b>092 Other fraud</b>	<b>17</b>	<b>14</b>	<b>7</b>	<b>0</b>	<b>0</b>
0921 Money laundering	3	2	1	0	0
0922 Embezzlement	2	2	0	0	0
0923 Fraud against the European Union	0	0	0	0	0
0924 Importation/Sale/Supply of tobacco offences	12	10	6	0	0
<b>093 Counterfeiting Currency and Related Offences</b>	<b>28</b>	<b>20</b>	<b>7</b>	<b>0</b>	<b>1</b>
0931 Counterfeiting notes and coins	28	20	7	0	1
<b>094 Corruption</b>	<b>0</b>	<b>0</b>	<b>0</b>	<b>0</b>	<b>0</b>
0941 Corruption (involving public office holder)	0	0	0	0	0
<b>10 Controlled Drug Offences</b>	<b>8,963</b>	<b>5,790</b>	<b>2,707</b>	<b>95</b>	<b>331</b>
<b>101 Importation / Manufacture of Drugs</b>	<b>86</b>	<b>67</b>	<b>29</b>	<b>1</b>	<b>4</b>
1011 Importation of drugs	32	31	11	0	0
1012 Cultivation or manufacture of drugs	54	36	18	1	4
<b>102 Possession of Drugs</b>	<b>8,428</b>	<b>5,375</b>	<b>2,528</b>	<b>94</b>	<b>317</b>
1021 Possession of drugs for sale or supply	2,307	1,725	663	10	24
1022 Possession of drugs for personal use	6,121	3,650	1,865	84	293
<b>103 Other Drug Offences</b>	<b>449</b>	<b>348</b>	<b>150</b>	<b>0</b>	<b>10</b>
1031 Forged or altered prescription offences	93	69	25	0	2
1032 Obstruction under the Drugs Act	356	279	125	0	8
<b>11 Weapons and Explosives Offences</b>	<b>1,687</b>	<b>1,385</b>	<b>693</b>	<b>6</b>	<b>50</b>
<b>111 Explosives, Chemical Weapons Offences</b>	<b>30</b>	<b>21</b>	<b>14</b>	<b>0</b>	<b>0</b>
1111 Causing an explosion	1	1	0	0	0
1112 Making of explosives	0	0	0	0	0
1113 Possession of explosives	29	20	14	0	0
1114 Chemical weapons offences	0	0	0	0	0
<b>112 Firearms Offences</b>	<b>227</b>	<b>187</b>	<b>78</b>	<b>0</b>	<b>18</b>
1121 Discharging a firearm	37	33	14	0	1
1122 Possession of a firearm	190	154	64	0	17
<b>113 Offensive Weapons Offences (NEC)</b>	<b>1,427</b>	<b>1,175</b>	<b>601</b>	<b>6</b>	<b>31</b>
1131 Possession of offensive weapons (not firearms)	1,427	1,175	601	6	31
<b>114 Fireworks Offences</b>	<b>3</b>	<b>2</b>	<b>0</b>	<b>0</b>	<b>1</b>
1141 Fireworks Offences (for sale, igniting etc.)	3	2	0	0	1
<b>12 Damage to Property and to the Environment</b>	<b>4,390</b>	<b>3,593</b>	<b>1,559</b>	<b>36</b>	<b>201</b>
<b>121 Criminal Damage</b>	<b>4,336</b>	<b>3,560</b>	<b>1,536</b>	<b>36</b>	<b>200</b>
1211 Arson	139	115	37	1	1
1212 Criminal damage (not arson)	4,197	3,445	1,499	35	199
<b>122 Environmental Damage</b>	<b>54</b>	<b>33</b>	<b>23</b>	<b>0</b>	<b>1</b>
1221 Litter offences	54	33	23	0	1

Results of Court Proceedings							
Appeals allowed	Pending	Acquittals or Dismissals	Withdrawn, Struck out	Nolle Prosequi entered, Charge Withdrawn	Found insane and incapable of pleading on indictment	Adjourned Sine Die or otherwise disposed of	Non Conviction - Other
0	345	21	58	0	0	0	7
0	330	21	55	0	0	0	6
0	155	6	23	0	0	0	1
0	157	12	26	0	0	0	5
0	17	3	6	0	0	0	0
0	1	0	0	0	0	0	0
0	0	0	0	0	0	0	0
0	0	0	0	0	0	0	0
0	0	0	0	0	0	0	0
0	5	0	1	0	0	0	1
0	1	0	0	0	0	0	0
0	1	0	1	0	0	0	0
0	0	0	0	0	0	0	0
0	3	0	0	0	0	0	1
0	10	0	2	0	0	0	0
0	10	0	2	0	0	0	0
0	0	0	0	0	0	0	0
0	0	0	0	0	0	0	0
4	1,907	111	548	7	0	0	80
0	30	0	3	0	0	0	0
0	20	0	0	0	0	0	0
0	10	0	3	0	0	0	0
4	1,733	96	522	7	0	0	74
0	911	25	67	6	0	0	19
4	822	71	455	1	0	0	55
0	144	15	23	0	0	0	6
0	37	2	2	0	0	0	1
0	107	13	21	0	0	0	5
1	459	52	111	0	0	0	13
0	6	1	0	0	0	0	0
0	1	0	0	0	0	0	0
0	0	0	0	0	0	0	0
0	5	1	0	0	0	0	0
0	0	0	0	0	0	0	0
0	72	1	18	0	0	0	0
0	13	0	5	0	0	0	0
0	59	1	13	0	0	0	0
1	381	50	92	0	0	0	13
1	381	50	92	0	0	0	13
0	0	0	1	0	0	0	0
0	0	0	1	0	0	0	0
4	1,187	81	479	3	0	0	43
4	1,186	80	474	3	0	0	41
0	64	0	12	0	0	0	0
4	1,122	80	462	3	0	0	41
0	1	1	5	0	0	0	2
0	1	1	5	0	0	0	2

Appendix I.2d More detailed version of Table 1.2d, continued

	With any proceedings	Court proceedings commenced	Conviction	Proved and order made without conviction	Probation of Offenders Act
<b>13 Public Order and other Social Code Offences</b>	<b>29,840</b>	<b>23,616</b>	<b>13,222</b>	<b>408</b>	<b>2,035</b>
<b>131 Disorderly Conduct</b>	<b>27,090</b>	<b>21,361</b>	<b>12,007</b>	<b>390</b>	<b>1,924</b>
1311 Affray/Riot/Violent disorder	57	50	19	0	0
1312 Public order offences	20,594	16,324	9,128	305	1,411
1313 Drunkenness offences	6,423	4,972	2,852	85	512
1314 Air rage - disruptive or drunken behaviour on aircraft	16	15	8	0	1
<b>132 Trespass Offences</b>	<b>1,025</b>	<b>862</b>	<b>396</b>	<b>5</b>	<b>38</b>
1321 Forcible entry and occupation (not burglary)	1	1	0	0	0
1322 Trespass on lands or enclosed areas	1,024	861	396	5	38
<b>133 Liquor Licensing Offences</b>	<b>954</b>	<b>776</b>	<b>546</b>	<b>6</b>	<b>24</b>
1331 Liquor licensing offences	954	776	546	6	24
1332 Registered clubs offences	0	0	0	0	0
1333 Special restaurant offences	0	0	0	0	0
<b>134 Prostitution Offences</b>	<b>63</b>	<b>53</b>	<b>27</b>	<b>0</b>	<b>6</b>
1341 Brothel keeping	1	1	0	0	0
1342 Organisation of prostitution	9	6	1	0	0
1343 Prostitution, including soliciting etc.	53	46	26	0	6
<b>135 Regulated Betting/Money, Collection/Trading Offences</b>	<b>243</b>	<b>180</b>	<b>109</b>	<b>3</b>	<b>6</b>
1351 Offences under the Betting Acts	2	1	1	0	0
1352 Collecting money without permit, unauthorised collection	14	9	4	0	0
1353 Offences under Gaming and Lotteries Acts	10	9	8	0	0
1354 Permit/License offences for casual/street trading	217	161	96	3	6
<b>136 Social Code Offences (NEC)</b>	<b>465</b>	<b>384</b>	<b>137</b>	<b>4</b>	<b>37</b>
1361 Bestiality	0	0	0	0	0
1362 Indecency	69	53	23	1	1
1363 Allowing a child (under 16 years) to beg	0	0	0	0	0
1364 Bigamy	0	0	0	0	0
1365 Begging	396	331	114	3	36
<b>14 Road and Traffic Offences (NEC)</b>	<b>125,487</b>	<b>46,375</b>	<b>21,015</b>	<b>60</b>	<b>659</b>
<b>141 Driving Licence/Insurance Offences</b>	<b>30,596</b>	<b>15,142</b>	<b>6,304</b>	<b>18</b>	<b>187</b>
1411 Driving licence-failure to have, produce, etc.	5,966	2,638	953	1	47
1412 Insurance-failure to have, produce, display, etc.	24,630	12,504	5,351	17	140
<b>142 Tax/Registration Offences</b>	<b>21,172</b>	<b>6,102</b>	<b>3,090</b>	<b>11</b>	<b>140</b>
1421 No tax, non-display of tax, unregistered vehicle etc.	21,163	6,097	3,088	11	140
1422 Misuse of Trade Licence	9	5	2	0	0
<b>143 Roadworthiness/Regulatory Offences</b>	<b>71,827</b>	<b>24,073</b>	<b>11,051</b>	<b>30</b>	<b>307</b>
1431 Misuse of trailers, weight and other offences	617	395	249	0	8
1432 Obstruction under Road Traffic Acts	75	57	28	0	3
1433 Other road offences	71,135	23,621	10,774	30	296
<b>144 Road Transport/Public Service Vehicles Offences</b>	<b>1,892</b>	<b>1,058</b>	<b>570</b>	<b>1</b>	<b>25</b>
1441 Road Transport - carriage of goods offences	1,670	919	505	0	16
1442 Public Service Vehicle offences	222	139	65	1	9
1443 Light rail offences (Luas)	0	0	0	0	0

Results of Court Proceedings							
Appeals allowed	Pending	Acquittals or Dismissals	Withdrawn, Struck out	Nolle Prosequi entered, Charge Withdrawn	Found insane and incapable of pleading on indictment	Adjourned Sine Die or otherwise disposed of	Non Conviction - Other
<b>14</b>	<b>4,658</b>	<b>544</b>	<b>2,313</b>	<b>4</b>	<b>0</b>	<b>4</b>	<b>414</b>
<b>14</b>	<b>4,130</b>	<b>465</b>	<b>2,050</b>	<b>2</b>	<b>0</b>	<b>4</b>	<b>375</b>
0	25	0	6	0	0	0	0
13	3,252	367	1,527	2	0	4	315
1	849	98	515	0	0	0	60
0	4	0	2	0	0	0	0
<b>0</b>	<b>260</b>	<b>31</b>	<b>108</b>	<b>2</b>	<b>0</b>	<b>0</b>	<b>22</b>
0	1	0	0	0	0	0	0
0	259	31	108	2	0	0	22
<b>0</b>	<b>85</b>	<b>29</b>	<b>79</b>	<b>0</b>	<b>0</b>	<b>0</b>	<b>7</b>
0	85	29	79	0	0	0	7
0	0	0	0	0	0	0	0
0	0	0	0	0	0	0	0
<b>0</b>	<b>17</b>	<b>1</b>	<b>1</b>	<b>0</b>	<b>0</b>	<b>0</b>	<b>1</b>
0	1	0	0	0	0	0	0
0	4	0	0	0	0	0	1
0	12	1	1	0	0	0	0
<b>0</b>	<b>44</b>	<b>3</b>	<b>12</b>	<b>0</b>	<b>0</b>	<b>0</b>	<b>3</b>
0	0	0	0	0	0	0	0
0	4	0	0	0	0	0	1
0	1	0	0	0	0	0	0
0	39	3	12	0	0	0	2
<b>0</b>	<b>122</b>	<b>15</b>	<b>63</b>	<b>0</b>	<b>0</b>	<b>0</b>	<b>6</b>
0	0	0	0	0	0	0	0
0	24	1	3	0	0	0	0
0	0	0	0	0	0	0	0
0	0	0	0	0	0	0	0
0	98	14	60	0	0	0	6
<b>127</b>	<b>4,369</b>	<b>1,717</b>	<b>17,125</b>	<b>9</b>	<b>0</b>	<b>4</b>	<b>1,290</b>
<b>72</b>	<b>1,594</b>	<b>538</b>	<b>6,017</b>	<b>1</b>	<b>0</b>	<b>2</b>	<b>409</b>
1	131	110	1,315	0	0	0	80
71	1,463	428	4,702	1	0	2	329
<b>4</b>	<b>287</b>	<b>216</b>	<b>2,236</b>	<b>1</b>	<b>0</b>	<b>0</b>	<b>117</b>
4	287	216	2,233	1	0	0	117
0	0	0	3	0	0	0	0
<b>47</b>	<b>2,408</b>	<b>911</b>	<b>8,578</b>	<b>6</b>	<b>0</b>	<b>2</b>	<b>733</b>
2	26	15	89	0	0	0	6
0	5	4	17	0	0	0	0
45	2,377	892	8,472	6	0	2	727
<b>4</b>	<b>80</b>	<b>52</b>	<b>294</b>	<b>1</b>	<b>0</b>	<b>0</b>	<b>31</b>
4	56	49	262	1	0	0	26
0	24	3	32	0	0	0	5
0	0	0	0	0	0	0	0

Appendix I.2d More detailed version of Table 1.2d, continued

	With any proceedings	Court proceedings commenced	Conviction	Proved and order made without conviction	Probation of Offenders Act
<b>15 Offences against Government, Justice Procedures and Organisation of Crime</b>	<b>5,079</b>	<b>4,127</b>	<b>1,799</b>	<b>28</b>	<b>88</b>
<b>151 Offences Against Government and its agents</b>	<b>99</b>	<b>67</b>	<b>32</b>	<b>0</b>	<b>1</b>
1511 Treason	0	0	0	0	0
1512 Breaches of Offences against the State Acts	15	13	5	0	1
1513 Breaches of Official Secrets Act	0	0	0	0	0
1514 Impersonating member of An Garda Síochána	2	1	1	0	0
1515 Electoral offences including personation	0	0	0	0	0
1516 Public mischief-annoying phone calls and wasting police time	40	32	15	0	0
1517 Criminal Assets Bureau offences	1	0	0	0	0
1518 Non compliance with Garda direction	41	21	11	0	0
<b>152 Organisation of Crime and Conspiracy to Commit Crime</b>	<b>10</b>	<b>9</b>	<b>6</b>	<b>0</b>	<b>0</b>
1521 Criminal organisation offences (organised crime)	N/A	N/A	N/A	N/A	N/A
1522 Conspiracy to commit a crime	10	9	6	0	0
<b>153 Perverting the Course of justice</b>	<b>94</b>	<b>66</b>	<b>27</b>	<b>0</b>	<b>6</b>
1531 Perjury	2	2	0	0	0
1532 Interfering with a jury (embracery)	0	0	0	0	0
1533 Assisting offenders	0	0	0	0	0
1534 Public mischief, pervert course of justice, conceal offence	92	64	27	0	6
<b>154 Offences while in Custody and Related offences</b>	<b>34</b>	<b>30</b>	<b>24</b>	<b>0</b>	<b>0</b>
1541 Escape or help to escape from custody	34	30	24	0	0
1542 Prison offences	N/A	N/A	N/A	N/A	N/A
<b>155 Breach of Justice/Court Order</b>	<b>4,842</b>	<b>3,955</b>	<b>1,710</b>	<b>28</b>	<b>81</b>
1551 Breach of Domestic Violence Order (protection, safety, barring)	1,060	956	322	14	30
1552 Breach of bail	2,427	1,945	927	12	30
1553 Failure to comply under Sex Offenders Act	6	4	2	0	0
1554 Breach of Order under Family Law Act	16	14	0	0	1
1555 Other failure to comply with court order, jury summons, warrant etc.	1,333	1,036	459	2	20
<b>16 Offences Not Elsewhere Classified</b>	<b>821</b>	<b>611</b>	<b>283</b>	<b>18</b>	<b>30</b>
<b>161 Importation/Control/Welfare of Animals offences</b>	<b>251</b>	<b>180</b>	<b>101</b>	<b>3</b>	<b>6</b>
1611 Illegal importation of animals	0	0	0	0	0
1612 Control of horses offences	22	15	11	0	0
1613 Dog ownership offences (licence, control etc)	127	77	43	2	5
1614 Offences against animals	102	88	47	1	1
<b>162 Fisheries/Maritime Offences</b>	<b>22</b>	<b>9</b>	<b>6</b>	<b>0</b>	<b>0</b>
1621 Breaches of EU fishing quota and related EU regulation	22	9	6	0	0
1622 Merchant shipping / Maritime safety offences	N/A	N/A	N/A	N/A	N/A
<b>163 Use of Data, Electronic Counterfeit and Broadcasting</b>	<b>40</b>	<b>24</b>	<b>16</b>	<b>0</b>	<b>0</b>
1631 Unauthorised accessing of data	0	0	0	0	0
1632 Recording, possession or distribution of counterfeit material	33	18	12	0	0
1633 Unauthorised broadcasting and illegal signal reception	7	6	4	0	0
<b>164 Miscellaneous Offences</b>	<b>508</b>	<b>398</b>	<b>160</b>	<b>15</b>	<b>24</b>
1641 Abortion	0	0	0	0	0
1642 Procuring or assisting in abortion	1	1	0	0	0
1643 Concealment of birth	0	0	0	0	0
1644 Destroying / Disposing of a dead body	0	0	0	0	0
1645 Pawnbroking offences	0	0	0	0	0
1646 Offences in connection with rail travel	19	13	6	0	1
1647 Employment permit offences (relating to non-Irish national)	21	16	7	1	0
1648 Immigration offences/carrier liability	467	368	147	14	23



Results of Court Proceedings							
Appeals allowed	Pending	Acquittals or Dismissals	Withdrawn, Struck out	Nolle Prosequi entered, Charge Withdrawn	Found insane and incapable of pleading on indictment	Adjourned Sine Die or otherwise disposed of	Non Conviction - Other
7	1,477	136	518	2	0	13	59
0	27	2	5	0	0	0	0
0	0	0	0	0	0	0	0
0	6	1	0	0	0	0	0
0	0	0	0	0	0	0	0
0	0	0	0	0	0	0	0
0	0	0	0	0	0	0	0
0	14	1	2	0	0	0	0
0	0	0	0	0	0	0	0
0	7	0	3	0	0	0	0
0	1	0	1	1	0	0	0
N/A	N/A	N/A	N/A	N/A	N/A	N/A	N/A
0	1	0	1	1	0	0	0
0	18	0	13	0	0	0	2
0	2	0	0	0	0	0	0
0	0	0	0	0	0	0	0
0	0	0	0	0	0	0	0
0	16	0	13	0	0	0	2
0	5	0	1	0	0	0	0
0	5	0	1	0	0	0	0
N/A	N/A	N/A	N/A	N/A	N/A	N/A	N/A
7	1,426	134	498	1	0	13	57
4	230	72	256	1	0	12	15
0	754	36	161	0	0	0	25
0	2	0	0	0	0	0	0
1	4	1	5	0	0	1	1
2	436	25	76	0	0	0	16
1	169	24	76	0	0	0	10
0	50	6	12	0	0	0	2
0	0	0	0	0	0	0	0
0	3	0	1	0	0	0	0
0	17	2	7	0	0	0	1
0	30	4	4	0	0	0	1
0	3	0	0	0	0	0	0
0	3	0	0	0	0	0	0
N/A	N/A	N/A	N/A	N/A	N/A	N/A	N/A
0	7	0	1	0	0	0	0
0	0	0	0	0	0	0	0
0	5	0	1	0	0	0	0
0	2	0	0	0	0	0	0
1	109	18	63	0	0	0	8
0	0	0	0	0	0	0	0
0	1	0	0	0	0	0	0
0	0	0	0	0	0	0	0
0	0	0	0	0	0	0	0
0	0	0	0	0	0	0	0
0	0	0	0	0	0	0	0
0	3	0	2	0	0	0	1
0	0	0	7	0	0	0	1
1	105	18	54	0	0	0	6



## *Appendix II*

## **Appendix II: The Diversion Programme**

(The information given in this Appendix is based on information supplied by the Director of the Garda National Juvenile Office. The data used are not derived directly by CSO from the PULSE system. The offence classification used is based on the old Headline/non-Headline distinctions. This is because the ICCS was not yet available at the time the data were generated.)

Following the introduction of Part 4 of the Children Act 2001 the Juvenile Liaison Officer Scheme came to an end and was replaced by the Diversion Programme. This can be described as a package of measures for dealing with children under the age of 18 who commit an offence or offences. The Diversion Programme introduced a number of new options, additional to older options which have been seen to be effective, retained many of the tried and tested methods for dealing with children who commit offences, as well as introducing a number of new options. In order to be admitted to the programme a child must

- be over the age of 10 years and under 18 years of age
- accept responsibility for the offence(s) committed
- consent to being cautioned and supervised

If the child is deemed suitable for admission to the programme then s/he is given either a formal or an informal caution. In certain circumstances, the victim of the offence may be invited to attend the caution or the Juvenile Liaison Officer may recommend that a family conference be held in relation to the child. A child given a formal caution is placed under Garda supervision for a period of 12 months. This period of supervision may be varied in certain circumstances. The caution is administered either by a Garda (not below the rank of Inspector) or a Juvenile Liaison Officer who has received mediation training. A less formal caution can be administered by a Juvenile Liaison Officer. In this circumstance the child is not normally placed under supervision. In practice, both cautions are formal processes - one is accompanied by a period of supervision and the other is not.

## Referrals to the Diversion Programme

The total number of referrals received in 2006 amounted to 25,080. This is an increase of 3,583 or 16.6% on the 2005 figure.

**Table II.1 Total number of referrals, 2006**

	Unsuitable	Formal	Informal	No Further Action	Pending	Total
<b>State</b>	<b>5,849</b>	<b>4,687</b>	<b>12,225</b>	<b>1,380</b>	<b>939</b>	<b>25,080</b>
<b>Eastern Region</b>	<b>755</b>	<b>726</b>	<b>1,789</b>	<b>222</b>	<b>153</b>	<b>3,645</b>
Carlow/Kildare	155	180	586	79	39	1,039
Laois/Offaly	141	130	240	20	29	560
Longford/Westmeath	181	127	303	41	29	681
Louth/Meath	278	289	660	82	56	1,365
<b>Dublin Metropolitan Region</b>	<b>2,328</b>	<b>1,369</b>	<b>4,204</b>	<b>420</b>	<b>386</b>	<b>8,707</b>
Eastern DMR	296	190	595	46	63	1,190
North Central DMR	307	115	271	38	40	771
Northern DMR	265	321	947	56	89	1,678
South Central DMR	218	106	184	44	19	571
Southern DMR	673	233	1,098	120	61	2,185
Western DMR	569	404	1,109	116	114	2,312
<b>Northern Region</b>	<b>339</b>	<b>370</b>	<b>1,006</b>	<b>136</b>	<b>78</b>	<b>1,929</b>
Cavan/Monaghan	69	121	315	20	27	552
Donegal	204	168	492	75	38	977
Sligo/Leitrim	66	81	199	41	13	400
<b>South Eastern Region</b>	<b>619</b>	<b>588</b>	<b>1,453</b>	<b>206</b>	<b>147</b>	<b>3,013</b>
Tipperary	156	146	294	28	26	650
Waterford/Kilkenny	333	262	701	121	79	1,496
Wexford/Wicklow	130	180	458	57	42	867
<b>Southern Region</b>	<b>1,415</b>	<b>1,147</b>	<b>2,622</b>	<b>233</b>	<b>76</b>	<b>5,493</b>
Cork City	571	257	900	112	11	1,851
Cork North	154	131	518	29	4	836
Cork West	78	134	359	42	2	615
Kerry	150	132	295	21	39	637
Limerick	462	493	550	29	20	1,554
<b>Western Region</b>	<b>386</b>	<b>483</b>	<b>1,124</b>	<b>133</b>	<b>97</b>	<b>2,223</b>
Clare	169	136	222	24	29	580
Galway West	72	156	397	37	50	712
Mayo	94	98	286	48	11	537
Roscommon/Galway East	51	93	219	24	7	394
<b>Outside Jurisdiction</b>	<b>7</b>	<b>4</b>	<b>27</b>	<b>30</b>	<b>2</b>	<b>70</b>

Figure II.1

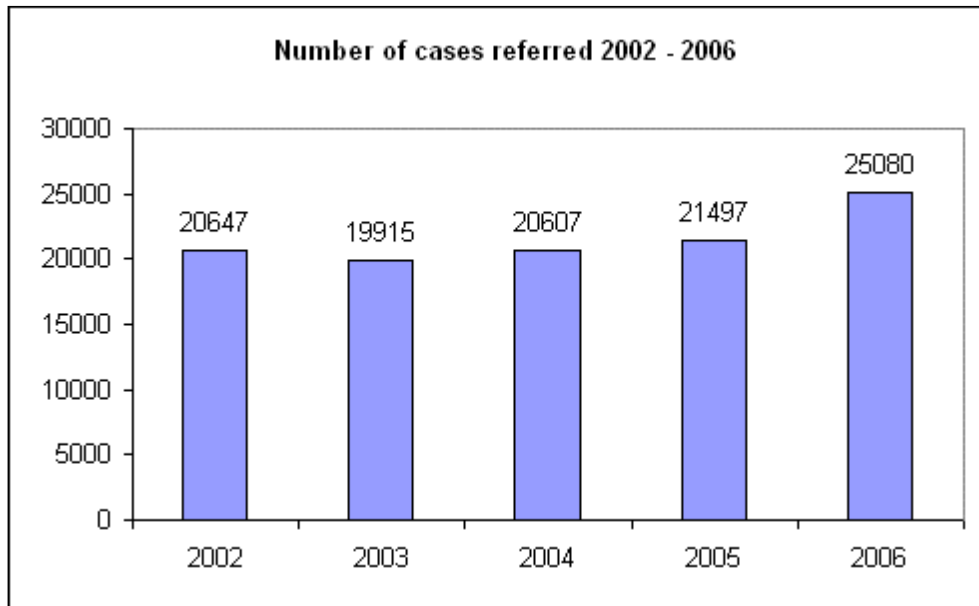
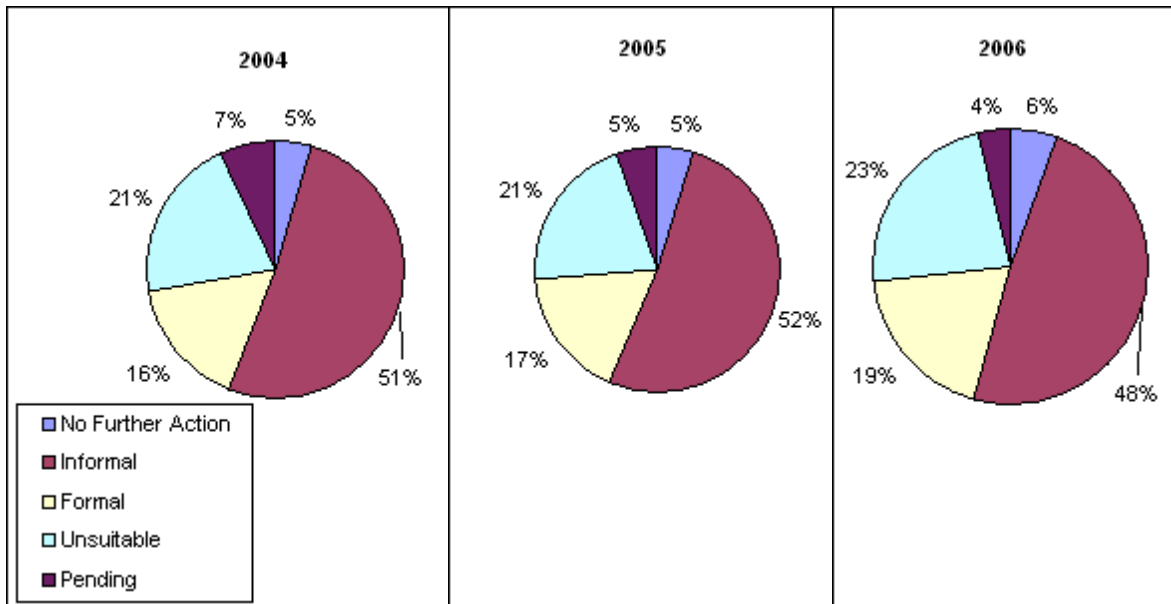


Figure II.2 Case decisions as a percentage of total referrals, 2004–2006



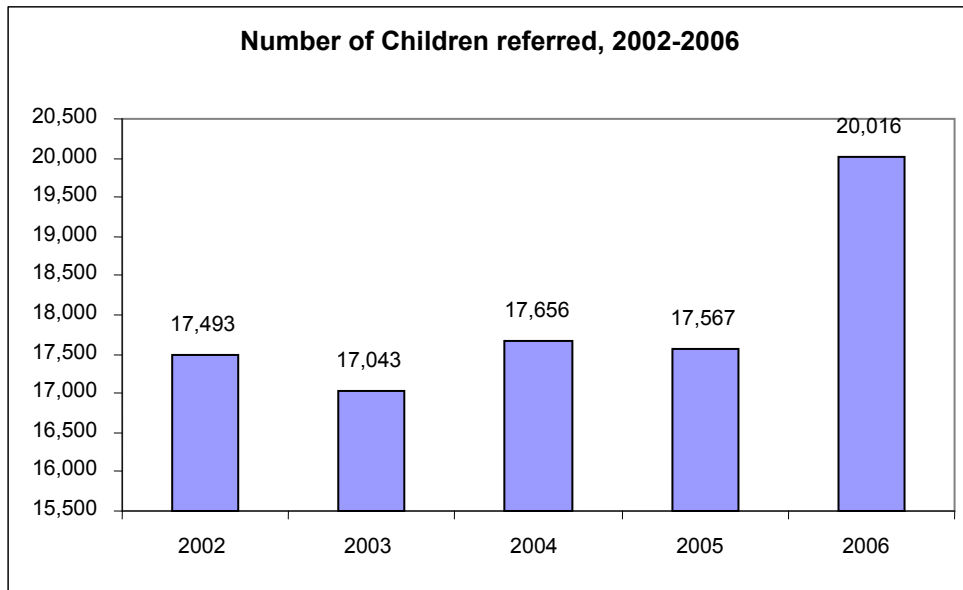
## Children Referred to the Diversion Programme

The total number of children referred in 2006 amounted to 20,016. This is an increase of 2,449 children (13.9%) over the 2005 total of 17,567.

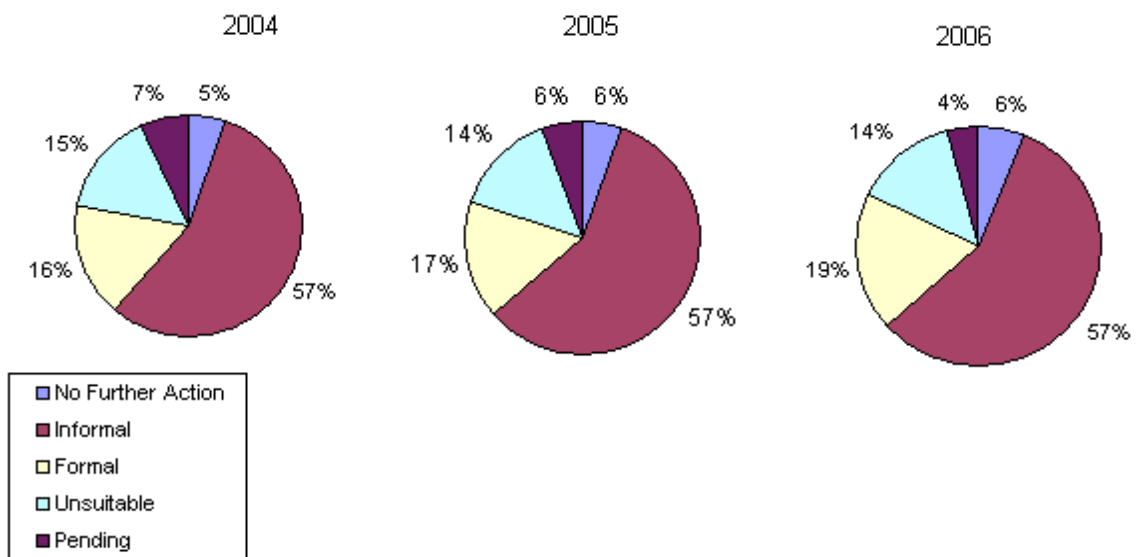
**Table II.2 Total number of children referred, 2006**

	Unsuitable	Formal	Informal	No Further Action	Pending	Total
<b>State</b>	<b>2,828</b>	<b>3,809</b>	<b>11,320</b>	<b>1,280</b>	<b>779</b>	<b>20,016</b>
<b>Eastern Region</b>	<b>374</b>	<b>571</b>	<b>1,663</b>	<b>207</b>	<b>128</b>	<b>2,943</b>
Carlow/Kildare	88	157	547	75	32	899
Laois/Offaly	86	113	226	19	26	470
Longford/Westmeath	77	90	278	35	22	502
Louth/Meath	123	211	612	78	48	1,072
<b>Dublin Metropolitan Region</b>	<b>1,190</b>	<b>1,162</b>	<b>3,910</b>	<b>393</b>	<b>326</b>	<b>6,981</b>
Eastern DMR	143	161	571	44	47	966
North Central DMR	129	97	242	33	34	535
Northern DMR	145	271	878	54	73	1,421
South Central DMR	97	89	173	37	19	415
Southern DMR	352	193	1,006	116	51	1,718
Western DMR	324	351	1,040	109	102	1,926
<b>Northern Region</b>	<b>157</b>	<b>306</b>	<b>940</b>	<b>128</b>	<b>70</b>	<b>1,601</b>
Cavan/Monaghan	40	101	296	20	25	482
Donegal	93	143	466	70	34	806
Sligo/Leitrim	24	62	178	38	11	313
<b>South Eastern Region</b>	<b>284</b>	<b>443</b>	<b>1,336</b>	<b>175</b>	<b>117</b>	<b>2,355</b>
Tipperary	72	110	271	27	23	503
Waterford/Kilkenny	149	193	649	92	60	1,143
Wexford/Wicklow	63	140	416	56	34	709
<b>Southern Region</b>	<b>637</b>	<b>942</b>	<b>2,391</b>	<b>222</b>	<b>61</b>	<b>4,253</b>
Cork City	259	213	817	106	11	1,406
Cork North	73	111	458	28	4	674
Cork West	41	106	317	40	2	506
Kerry	72	105	279	19	24	499
Limerick	192	407	520	29	20	1,168
<b>Western Region</b>	<b>180</b>	<b>382</b>	<b>1,055</b>	<b>125</b>	<b>75</b>	<b>1,817</b>
Clare	71	108	206	20	27	432
Galway West	41	124	381	37	33	616
Mayo	41	78	266	46	8	439
Roscommon/Galway East	27	72	202	22	7	330
<b>Outside Jurisdiction</b>	<b>6</b>	<b>3</b>	<b>25</b>	<b>30</b>	<b>2</b>	<b>66</b>

**Figure II.3**



**Figure II.4 Case decisions as a percentage of overall number of children referred, 2004-2006**





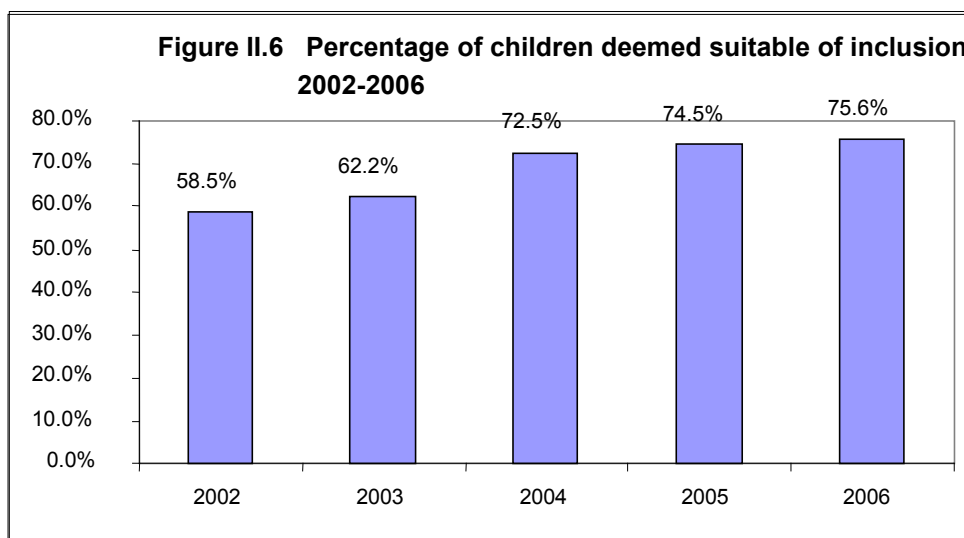
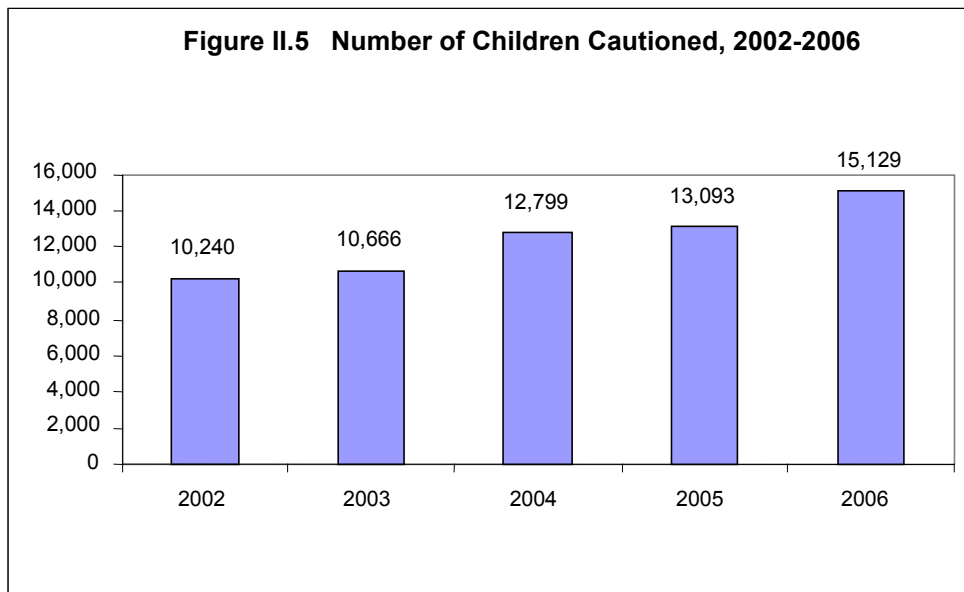
## Children Referred in 2006 by Sex and Garda Area

**Table II.3 Total number of children referred by sex, region and division, 2006**

State	Unsuitable		Formal		Informal		No Further Action		Pending		Total
	Male	Female	Male	Female	Male	Female	Male	Female	Male	Female	
<b>State</b>	<b>2,499</b>	<b>329</b>	<b>3,292</b>	<b>517</b>	<b>8,787</b>	<b>2,533</b>	<b>993</b>	<b>287</b>	<b>686</b>	<b>93</b>	<b>20,016</b>
<b>Eastern Region</b>	<b>340</b>	<b>34</b>	<b>485</b>	<b>86</b>	<b>1,287</b>	<b>376</b>	<b>161</b>	<b>46</b>	<b>116</b>	<b>12</b>	<b>2,943</b>
Carlow/Kildare	83	5	137	20	440	107	56	19	27	5	899
Laois/Offaly	77	9	99	14	184	42	15	4	25	1	470
Longford/Westmeath	66	11	68	22	183	95	24	11	20	2	502
Louth/Meath	114	9	181	30	480	132	66	12	44	4	1,072
<b>Dublin Metropolitan Region</b>	<b>1,036</b>	<b>154</b>	<b>1,025</b>	<b>137</b>	<b>3,020</b>	<b>890</b>	<b>294</b>	<b>99</b>	<b>283</b>	<b>43</b>	<b>6,981</b>
Eastern DMR	114	29	141	20	450	121	28	16	32	15	966
North Central DMR	116	13	81	16	179	63	25	8	32	2	535
Northern DMR	140	5	239	32	674	204	48	6	67	6	1,421
South Central DMR	86	11	79	10	130	43	32	5	16	3	415
Southern DMR	305	47	168	25	793	213	93	23	48	3	1,718
Western DMR	275	49	317	34	794	246	68	41	88	14	1,926
<b>Northern Region</b>	<b>139</b>	<b>18</b>	<b>264</b>	<b>42</b>	<b>760</b>	<b>180</b>	<b>101</b>	<b>27</b>	<b>57</b>	<b>13</b>	<b>1,601</b>
Cavan/Monaghan	29	11	82	19	235	61	15	5	18	7	482
Donegal	87	6	130	13	381	85	56	14	31	3	806
Sligo/Leitrim	23	1	52	10	144	34	30	8	8	3	313
<b>South Eastern Region</b>	<b>254</b>	<b>30</b>	<b>369</b>	<b>74</b>	<b>1,038</b>	<b>298</b>	<b>142</b>	<b>33</b>	<b>108</b>	<b>9</b>	<b>2,355</b>
Tipperary	69	3	95	15	214	57	27	0	22	1	503
Waterford/Kilkenny	127	22	150	43	489	160	63	29	54	6	1,143
Wexford/Wicklow	58	5	124	16	335	81	52	4	32	2	709
<b>Southern Region</b>	<b>563</b>	<b>74</b>	<b>819</b>	<b>123</b>	<b>1,841</b>	<b>550</b>	<b>165</b>	<b>57</b>	<b>57</b>	<b>4</b>	<b>4,253</b>
Cork City	222	37	180	33	629	188	76	30	10	1	1,406
Cork North	64	9	98	13	355	103	19	9	4	0	674
Cork West	34	7	98	8	256	61	33	7	2	0	506
Kerry	63	9	90	15	208	71	13	6	22	2	499
Limerick	180	12	353	54	393	127	24	5	19	1	1,168
<b>Western Region</b>	<b>162</b>	<b>18</b>	<b>327</b>	<b>55</b>	<b>818</b>	<b>237</b>	<b>104</b>	<b>21</b>	<b>63</b>	<b>12</b>	<b>1,817</b>
Clare	65	6	92	16	153	53	17	3	21	6	432
Galway West	38	3	106	18	302	79	30	7	30	3	616
Mayo	37	4	67	11	202	64	39	7	5	3	439
Roscommon/Galway East	22	5	62	10	161	41	18	4	7	0	330
<b>Outside Jurisdiction</b>	<b>5</b>	<b>1</b>	<b>3</b>	<b>0</b>	<b>23</b>	<b>2</b>	<b>26</b>	<b>4</b>	<b>2</b>	<b>0</b>	<b>66</b>

As shown in Table II.2, the total number of children who were cautioned either formally or informally in 2006 was 15,129. This equates to 75.5% of the total number of children referred. 11,320 (56.5%) received an informal caution and 3,809 (19%) received a formal caution. These figures compare with 57.5% and 17% respectively for 2005.

Figure II.5 shows the number of children cautioned for each of the past five years and Figure II.6 shows the percentage of children referred who were considered suitable for inclusion in the programme.



## **Garda Restorative Cautions and Conferences**

The presence of the victim at a formal caution or at a family conference is provided for in the Children Act 2001 (sections 26 and 29 respectively) and it is here that the concept of restorative justice is introduced.

Restorative Justice is the term used to describe the process whereby the victim of an offence is given the opportunity to meet, or have his or her views presented to, the offender. The hope is that the offender will realise that the offence was not merely an offence against law, but against a person or a community. It should be noted that restorative justice applies to the formal caution in accordance with sections 26 and 29 of the Act.

In addition to humanising the harm, the behaviour is challenged and an opportunity is afforded to the offender not only to apologise but to also take some action to repair the harm. This act of "restoration" may be by way of replacing goods stolen, compensating for a loss, mending damage caused or agreeing conditions for future behaviour designed to reassure the victim that the offending will not reoccur.

When the victim is invited to attend at the formal caution, the process is known as a restorative caution. In certain circumstances victim may prefer to have their views represented by way of letter or recording or by having a friend, supporter or other person represent his/her perspective.

When the victim is invited to attend a family conference, the process is termed a restorative conference. In many respects, the restorative conference is similar to a restorative caution. The victim is given a voice and the impact of the offending behaviour is humanised. One process difference is that the conference makes a greater effort to engage a broader range of expertise (in an attempt to challenge the child's behaviour) and to support any change that might come about as a result of the conference. For instance, those present at the conference might include not only the victim and the victim's supporters but also the child's schoolteacher, social worker, extended family or any other person who may have a positive influence on his or her future behaviour.

Collectively, restorative cautions and restorative conferences are referred to as restorative events. A total of 307 restorative events were held in 2006 an increase of on the 2005 total of 262. The 307 events comprised of 293 restorative cautions and 14 restorative conferences (which involved 416 children). Table II.4 shows the number of events on a regional and divisional basis.

Offence types for which restorative events were held included road traffic offences, breaches of public order, assaults, robbery, burglary, theft, criminal damage and nuisance phone calls.

## Restorative Justice Events 2006 per Region and Division

**Table II.4 Restorative justice events\* per region and division, 2003-2006**

	2003	2004	2005	2006
<b>State</b>	<b>118</b>	<b>177</b>	<b>262</b>	<b>307</b>
<b>Eastern Region</b>	<b>12</b>	<b>37</b>	<b>29</b>	<b>37</b>
Carlow/Kildare	3	7	7	11
Laois/Offaly	4	10	6	8
Longford/Westmeath	4	7	6	4
Louth/Meath	1	13	10	14
<b>Dublin Metropolitan Region</b>	<b>28</b>	<b>38</b>	<b>98</b>	<b>100</b>
Eastern DMR	8	3	26	33
North Central DMR	0	1	6	4
Northern DMR	7	8	12	12
South Central DMR	1	6	9	11
Southern DMR	12	9	21	17
Western DMR	0	11	24	23
<b>Northern Region</b>	<b>7</b>	<b>16</b>	<b>11</b>	<b>9</b>
Cavan/Monaghan	1	6	1	6
Donegal	3	3	6	3
Sligo/Leitrim	3	7	4	0
<b>South Eastern Region</b>	<b>20</b>	<b>16</b>	<b>23</b>	<b>22</b>
Tipperary	4	3	3	4
Waterford/Kilkenny	11	11	14	10
Wexford/Wicklow	5	2	6	8
<b>Southern Region</b>	<b>26</b>	<b>52</b>	<b>79</b>	<b>112</b>
Cork City	11	19	20	39
Cork North	2	1	13	12
Cork West	13	20	29	42
Kerry	0	8	4	8
Limerick	0	4	13	11
<b>Western Region</b>	<b>25</b>	<b>18</b>	<b>22</b>	<b>27</b>
Clare	0	0	0	1
Galway West	5	6	5	4
Mayo	11	5	8	10
Roscommon/Galway East	9	7	9	12

\*Events include both cautions and conferences under section 26 and 29 of the Children Act

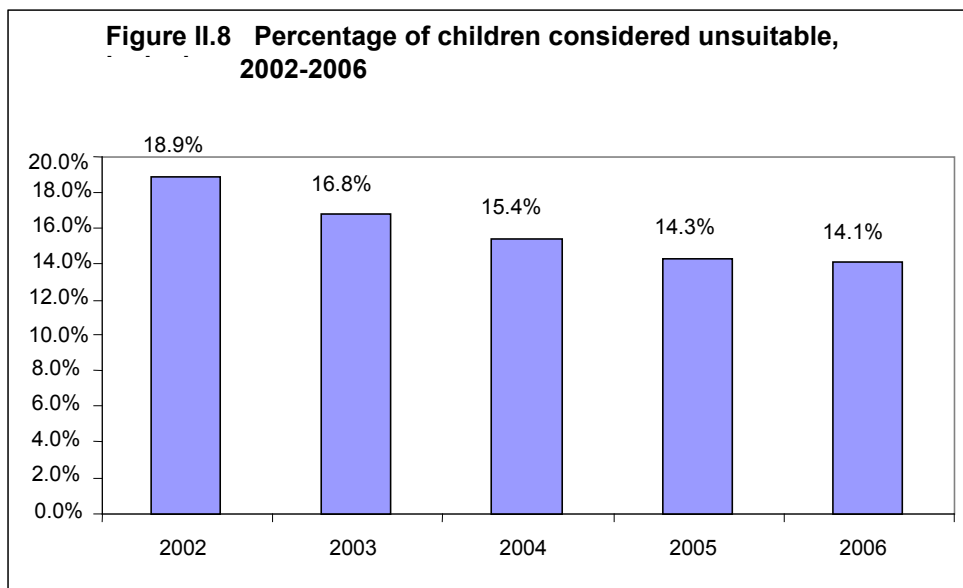
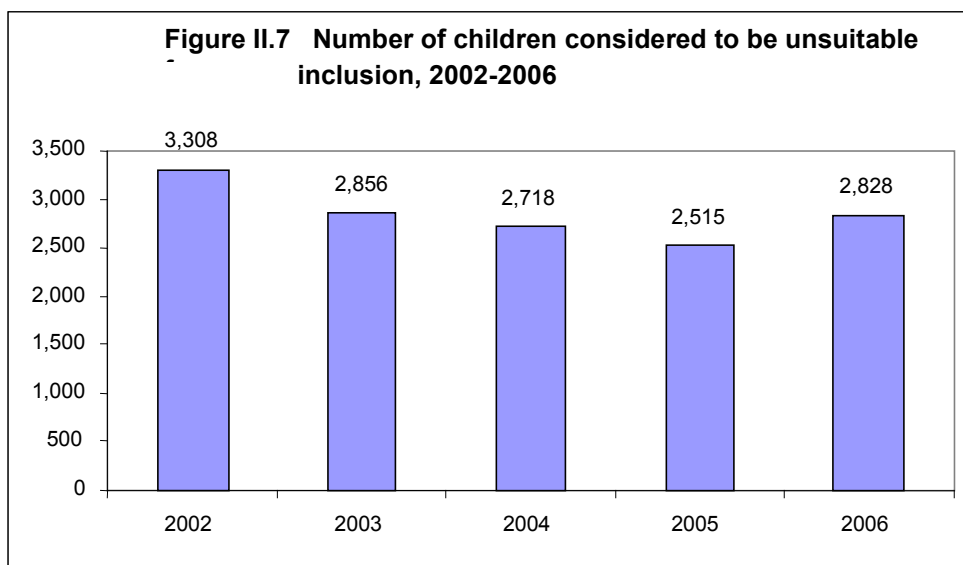
## Children Considered Unsuitable for Inclusion

Some 2,828 children were deemed to be not suitable for inclusion in the Diversion Programme. This is an increase of 313 over last year. However the percentage of children referred who were deemed unsuitable for inclusion fell to 14.1%, continuing the downward trend since 2002.

A case is deemed to be, and recorded as unsuitable if the child does not meet the conditions for eligibility or

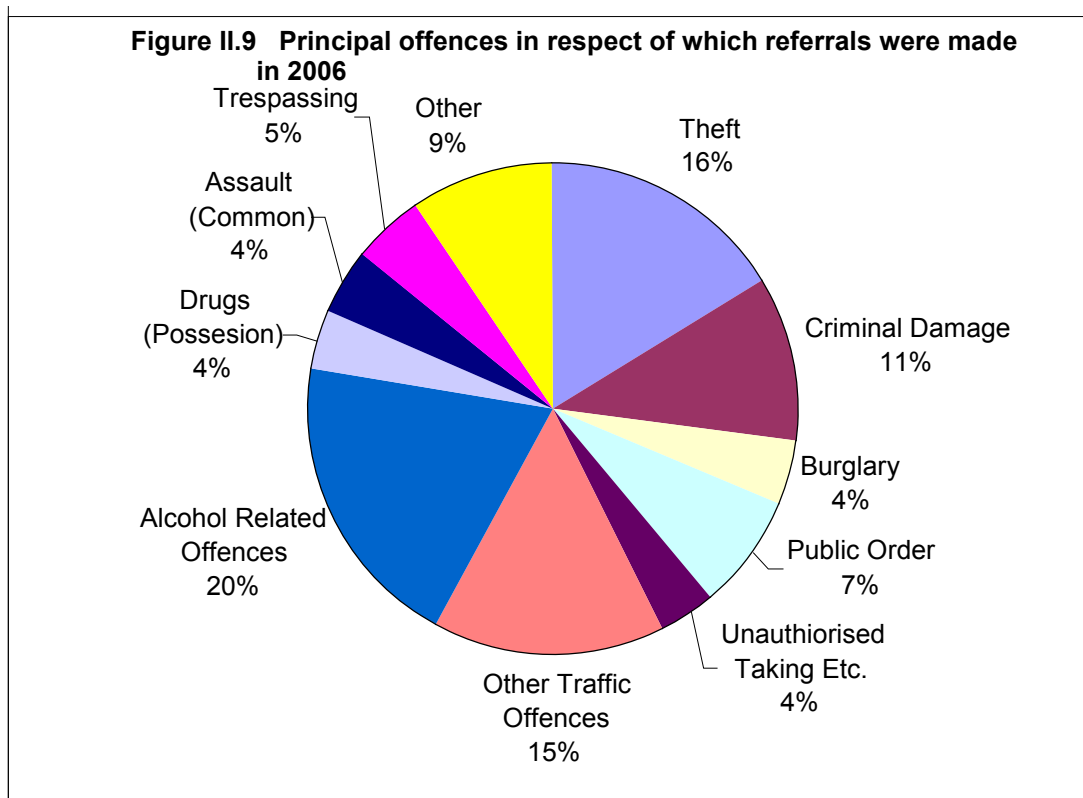
- the child does not accept responsibility
- it would not be in the interests of society to caution the child
- the child is offending persistently

These matters are then referred to either the Director of Public Prosecutions or local Garda Superintendents to be considered for prosecution



## Types of Offences for which Children were Referred

Alcohol related offence remain the most common category of offences for which children are referred, making up 20% of all referrals. Theft (16%) is the second most commonly referred offence. This is a significant increase from 2005 when they accounted for only 8% of referrals. The main contributory factor to this is the additional offences (parking offences, driving whilst holding a mobile phone etc) which are now processed under the Fixed Charge Penalty System (FCPS) since April 2006. Figure II.9 shows the percentage breakdown of offences for which children were referred.



Note: Percentages rounded to nearest whole number, hence the sum total is not 100%. Based on old crime classification system.

The 9% 'other' in the pie chart above is the combined total of other offences, none of which accounted for more than 4% of the overall total. The type of offence and percentage amount can be found in table II.5.

Table II.5 shows the main offence categories for which children were referred. Some of these categories are further broken down in Table II.6.

**Table II.5 Main offence categories for which children were referred, 2006**

	Number	Percentage (%)
Theft	4,136	16.5
Fraud related offences (see Table II.6 E)	153	0.6
Possession of articles with intent	44	0.2
Robbery (incl. Demanding money with menaces)	225	0.9
Burglary	1,079	4.3
Aggravated burglary	8	0.0
Handling stolen property	306	1.2
Criminal damage	2,664	10.6
Arson	110	0.4
Unauthorised taking/carriage/interference with M.P.V	935	3.7
Traffic offences (see Table II.6A)	3,775	15.1
Alcohol related offences (see Table II.6B)	4,974	19.8
Public order (see Table II.6C)	1,878	7.5
Drugs (Possession)	995	4.0
Drugs (Sale/Supply)	142	0.6
Possession of offensive weapons etc.	345	1.4
Firearms related offences	102	0.4
Assault minor	1,094	4.4
Assault on Garda	24	0.1
Serious assault (see Table II.6D)	391	1.6
Begging	90	0.4
Sexual offences (see Table II.6 F)	82	0.3
Casual trading offences	47	0.2
Trespass/found on enclosed premises	1,209	4.8
Railway Acts (trespass line, stone throwing, non-payment of fare)	24	0.1
Street and house to house collections	3	0.0
Public mischief (incl. hoax telephone calls)	63	0.3
False imprisonment	2	0.0
Offences against animals	2	0.0
Miscellaneous	178	0.7
	25,080	100.0

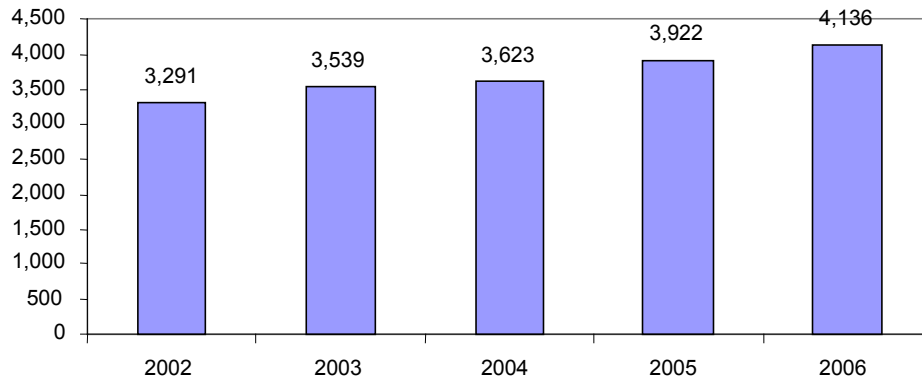
**Table II.6 Breakdown of offence types for which children were referred, 2006**

<b>(A) Other traffic offences</b>	<b>3,775</b>
Insurance offences	799
Dangerous driving	282
Careless driving	130
Pedal cycle offences	7
Public Transport (PSV) offences	3
Drunk driving offences	119
No driving licence	167
Hit and run traffic accident	28
No helmet/seatbelt	444
Speeding	730
No road tax	425
Dangerous driving causing death	3
Miscellaneous	638
<b>(B) Alcohol related offences</b>	<b>4,974</b>
Purchase/possession/consumption of alcohol	1,953
Intoxication in public place	2,964
Drunk and disorderly/danger to traffic	3
Simple drunkenness	0
Found on licensed premises	54
Miscellaneous	0
<b>(C) Public order offences</b>	<b>1,878</b>
Affray	14
Riot	4
Urinate in public	16
Disorderly conduct in public	124
Threatening behaviour etc.	1,202
Failure to comply with Garda direction/Obstruction	348
Wilful obstruction	4
Violent disorder	20
Other	146
<b>(D) Serious assault</b>	<b>391</b>
Murder	3
Assault causing serious bodily harm	15
Assault causing bodily harm	373
Assault with intent	0
<b>(E) Fraud related offences</b>	<b>153</b>
Forgery/uttering/fraud	89
Fraud Deception	64
Embezzlement	0
<b>(F) Sexual offences</b>	<b>82</b>
Aggravated sexual assault	0
Sexual Assault	48
Indecency	8
Rape/unlawful carnal knowledge (including attempt)	26
Loitering for purpose of prostitution	0
Soliciting for purpose of prostitution	0
Other	0

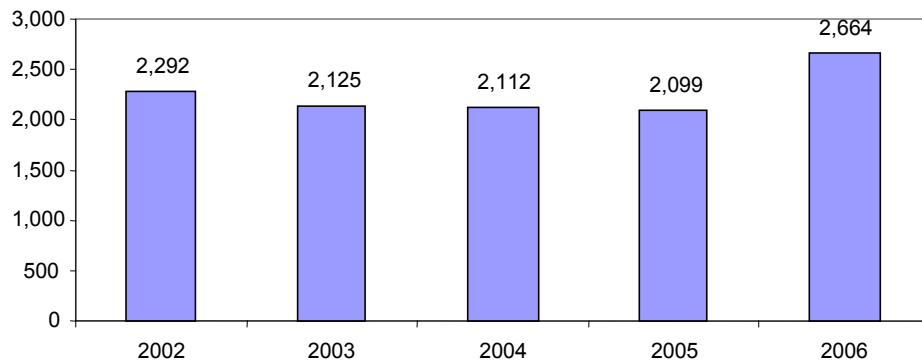


The following figures show the number of referrals received over the past five years for theft, criminal damage, public order, vehicle offences and alcohol related offences.

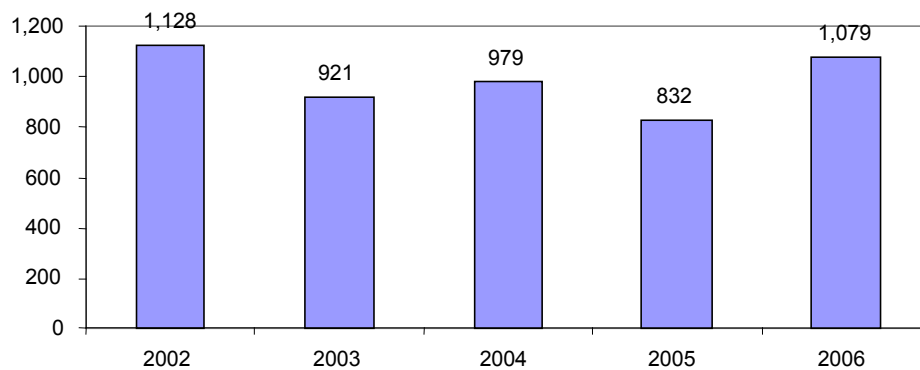
**Figure II.10 Referrals for Theft, 2002-2006**



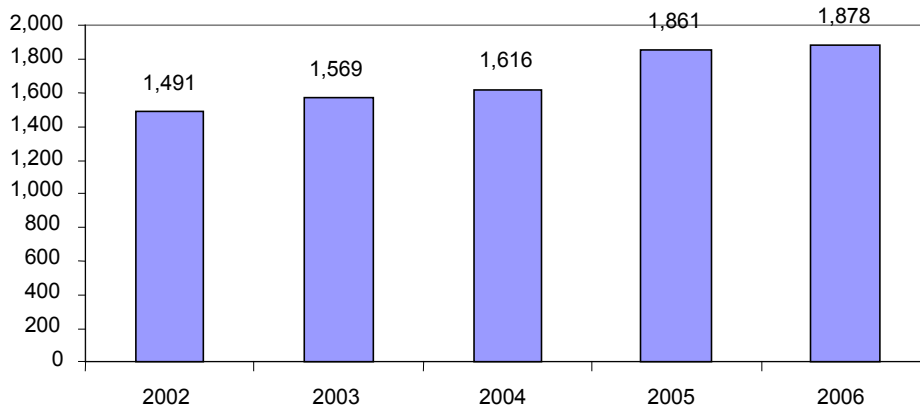
**Figure II.11 Referrals for Criminal Damage, 2002-2006**



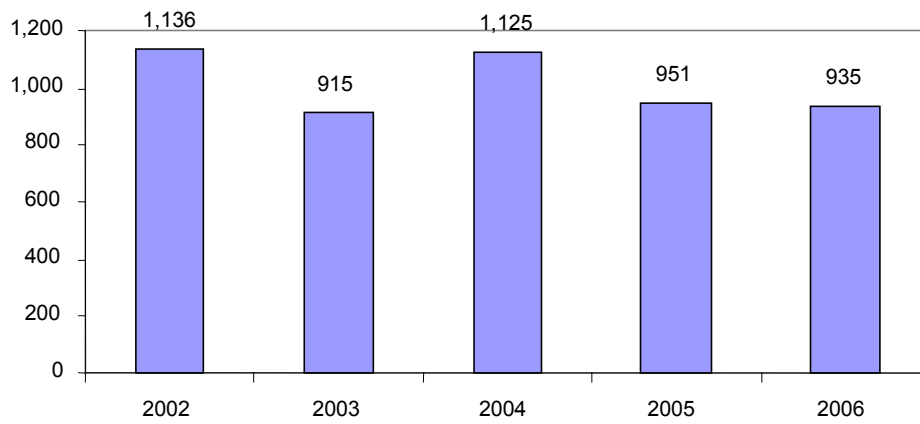
**Figure II.12 Referrals for Burglary 2002 - 2006**



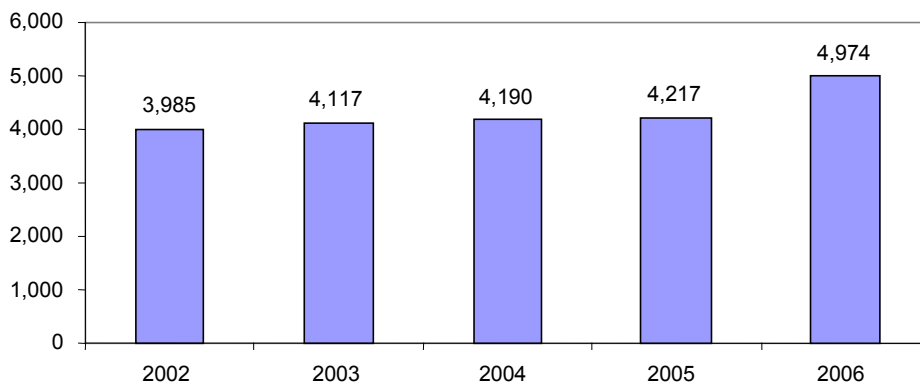
**Figure II.13 Referrals For Public Order, 2002-2006**



**Figure II.14 Referrals for Vehicle Offences, 2002-2006**



**Figure II.15 Referrals for Alcohol Offences, 2002-2006**

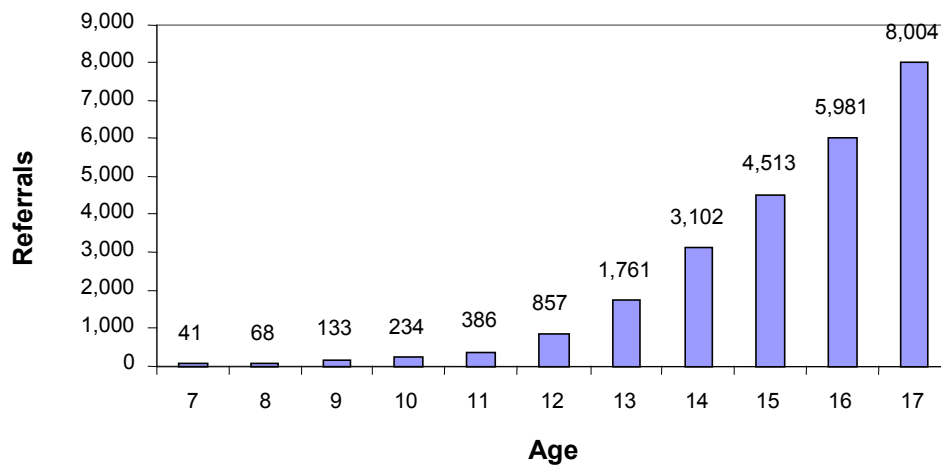


## Age Profile of Children Referred to the Diversion Programme

The chart below outlines the age profile of children referred to the Diversion Programme. Of those referred the following are the percentage of the children in each age category.

- 31.9% were aged 17 years
- 23.8% were aged 16 years
- 18.0% were aged 15 years
- 12.4% were aged 14 years
- 7.0% were aged 13 years
- 3.4% were aged 12 years

**Figure II.16 Age of Children Referred**





# *Appendix III*

## *Background Demographic Information by Garda Region and Division*

### III.1 Population estimates

The population estimates used to derive recorded crime rates per head of population are based on estimates for the inter-censal period 2003-2005. Because these estimates are at the level of Garda Region, they do not correspond exactly with other population estimates, which are traditionally based on different geographic boundaries.

These estimates are on the de facto population basis – i.e. those present on census night, regardless of where usually resident.

The estimates derived are given in the following table.

#### Population Estimates

<b>Garda Region</b>	<b>Year</b>			
	<b>2003</b>	<b>2004</b>	<b>2005</b>	<b>2006*</b>
Northern Region	335,524	343,063	348,796	356,787
Western Region	489,163	495,193	508,996	519,460
Southern Region	775,042	785,253	801,478	816,600
Eastern Region	730,988	754,158	780,541	814,039
South Eastern Region	492,465	500,712	512,612	525,396
Dublin Metropolitan Region	1,158,992	1,169,449	1,183,687	1,207,566
<b>State</b>	<b>3,982,174</b>	<b>4,047,827</b>	<b>4,136,109</b>	<b>4,239,848</b>

\* Census of Population (CoP) figures

## III.2 Census figures based on Garda Regions and Divisions

Tables III.1-III.11 relate to the population usually resident in the State and enumerated as present on Census Night - Sunday, 23 April 2006, classified by the Garda Region/Division in which they were enumerated.

The Garda Districts/Division boundaries are defined by the Gardaí and relate to the boundaries as defined at the time of the Census.

In particular it should be noted that tables III.1-III.11 exclude out of State visitors to the country who were enumerated as part of the Census. The tables also exclude persons who are usually resident but were abroad on Census night. This is a different population basis to the figures shown above which have been used to derive recorded crime rates. Tables III.1-III.11 are given for illustrative purposes. In general, there are three population bases that can be derived from CoP data. As well as the de facto population and the usually resident and present on Census night population, a measure of the de jure (i.e. the usually resident population) is also derivable.

Small Area Population reports relating to Garda Regions/Divisions will be made available on the Central Statistics Office web site ([www.cso.ie](http://www.cso.ie)) using Beyond 20/20 interactive software in June 2008. This software gives Internet users the ability to select and view data online and then download the same data to their computers.

For further information regarding data availability from the CoP, please contact:

Census Enquiries Section  
Central Statistics Office  
Swords Business Campus  
Balheary Road  
Swords  
Co. Dublin

Phone (01) 8951460 Ext. 1461/63/66

LoCall 1890 236 787

Fax (01) 895 1399

E-mail [census@cso.ie](mailto:census@cso.ie)

Web [www.cso.ie](http://www.cso.ie)

Table III.1 Persons usually resident in Ireland and present by age and Garda Area, Census 2006

Enumerated In	Persons	Age											
		0-14	15-19	20-24	25-29	30-34	35-39	40-44	45-49	50-54	55-59	60-64	65+
		%	%	%	%	%	%	%	%	%	%	%	%
<b>State</b>	<b>4,172,013</b>	<b>20.6</b>	<b>6.9</b>	<b>7.9</b>	<b>8.7</b>	<b>8.2</b>	<b>7.6</b>	<b>7.1</b>	<b>6.5</b>	<b>5.8</b>	<b>5.3</b>	<b>4.3</b>	<b>11.0</b>
<b>Garda Region / Division</b>													
<b>Northern Region</b>	<b>351,992</b>	<b>21.9</b>	<b>7.3</b>	<b>6.8</b>	<b>7.1</b>	<b>7.2</b>	<b>7.2</b>	<b>7.0</b>	<b>6.6</b>	<b>6.1</b>	<b>5.7</b>	<b>4.6</b>	<b>12.7</b>
Cavan/Monaghan	126,332	21.9	7.2	6.9	7.4	7.3	7.2	7.1	6.7	6.0	5.6	4.3	12.4
Donegal	144,685	22.9	7.4	6.5	6.8	7.1	7.4	6.8	6.2	5.9	5.7	4.7	12.4
Sligo/Leitrim	80,975	19.9	7.1	7.1	7.0	7.1	6.9	7.1	7.0	6.5	6.0	4.7	13.6
<b>Western Region</b>	<b>508,845</b>	<b>20.7</b>	<b>7.0</b>	<b>7.3</b>	<b>7.6</b>	<b>7.5</b>	<b>7.4</b>	<b>7.0</b>	<b>6.7</b>	<b>6.1</b>	<b>5.7</b>	<b>4.5</b>	<b>12.4</b>
Clare	104,511	22.0	6.4	6.1	7.1	7.9	8.0	7.4	6.7	6.1	5.9	4.6	11.8
Galway West	175,926	19.8	7.3	9.7	9.5	8.5	7.6	6.9	6.3	5.6	4.9	3.9	10.1
Mayo	128,167	20.7	7.2	6.0	6.3	6.6	6.9	7.0	7.1	6.6	6.3	4.9	14.4
Roscommon/Galway East	100,241	20.9	7.0	6.1	6.4	6.7	7.1	6.9	6.9	6.5	5.9	4.9	14.7
<b>Southern Region</b>	<b>801,501</b>	<b>20.2</b>	<b>7.1</b>	<b>7.9</b>	<b>8.2</b>	<b>7.8</b>	<b>7.4</b>	<b>7.2</b>	<b>6.6</b>	<b>6.0</b>	<b>5.5</b>	<b>4.5</b>	<b>11.7</b>
Cork City	213,618	18.9	7.3	9.8	9.4	7.8	7.1	7.2	6.5	5.6	5.1	4.2	10.9
Cork North	140,150	21.8	6.5	6.4	8.2	9.2	8.3	7.2	6.3	5.8	5.4	4.3	10.6
Cork West	127,479	21.2	6.8	6.1	6.5	7.1	7.5	7.6	7.0	6.4	5.8	4.7	13.4
Kerry	132,777	20.0	6.5	6.5	7.1	7.3	7.1	7.2	6.9	6.5	6.2	5.1	13.5
Limerick	187,477	19.9	7.8	9.1	8.6	7.6	7.2	6.8	6.4	5.9	5.4	4.4	10.8
<b>Eastern Region</b>	<b>806,674</b>	<b>22.9</b>	<b>6.8</b>	<b>7.3</b>	<b>8.4</b>	<b>8.8</b>	<b>8.3</b>	<b>7.4</b>	<b>6.4</b>	<b>5.6</b>	<b>4.9</b>	<b>3.9</b>	<b>9.1</b>
Carlow/Kildare	228,542	23.0	6.9	7.9	8.7	9.1	8.6	7.6	6.4	5.4	4.8	3.7	7.9
Laois/Offaly	134,887	22.8	7.0	7.0	7.9	7.9	7.7	7.3	6.7	5.8	5.1	4.1	10.9
Longford/Westmeath	121,176	22.3	6.9	7.3	7.8	7.8	7.7	7.2	6.5	6.0	5.3	4.2	11.2
Louth/Meath	322,069	23.1	6.7	7.1	8.7	9.3	8.6	7.5	6.3	5.5	4.8	3.8	8.5
<b>South Eastern Region</b>	<b>519,403</b>	<b>21.6</b>	<b>6.9</b>	<b>6.8</b>	<b>7.5</b>	<b>7.5</b>	<b>7.5</b>	<b>7.4</b>	<b>6.7</b>	<b>6.0</b>	<b>5.6</b>	<b>4.6</b>	<b>11.8</b>
Tipperary	152,233	21.2	6.9	6.7	7.0	7.2	7.1	7.3	6.8	6.4	5.8	4.8	12.9
Waterford/Kilkenny	182,229	21.3	7.2	7.0	7.9	7.5	7.5	7.3	6.7	6.0	5.4	4.5	11.7
Wexford/Wicklow	184,941	22.3	6.7	6.6	7.5	7.8	7.9	7.5	6.6	5.8	5.5	4.6	11.1
<b>Dublin Metropolitan Region</b>	<b>1,183,598</b>	<b>18.5</b>	<b>6.6</b>	<b>9.5</b>	<b>10.8</b>	<b>9.0</b>	<b>7.5</b>	<b>6.8</b>	<b>6.2</b>	<b>5.5</b>	<b>5.0</b>	<b>4.0</b>	<b>10.5</b>
Eastern DMR	228,440	19.1	7.0	7.9	8.1	7.4	7.3	7.5	6.9	6.1	5.5	4.8	12.6
North Central DMR	75,358	12.2	5.0	14.9	17.7	11.4	7.4	5.7	5.2	4.3	3.7	2.9	9.7
Northern DMR	257,146	19.1	6.9	8.5	9.1	8.1	7.5	7.2	6.2	5.3	5.3	4.8	11.9
South Central DMR	107,745	11.6	4.7	12.9	16.4	11.5	7.7	6.0	5.3	4.8	4.4	3.4	11.4
Southern DMR	232,358	18.4	7.0	9.6	10.7	8.2	6.7	6.4	6.4	6.2	5.7	4.2	10.5
Western DMR	282,551	22.0	7.0	8.9	10.7	10.2	8.2	6.8	6.2	5.4	4.4	3.1	7.2

Table III.2 Persons usually resident and present by sex and Garda Area, Census 2006

Enumerated In	Persons	Males	Females	Males	Females
				%	%
<b>State</b>	<b>4,172,013</b>	<b>2,085,192</b>	<b>2,086,821</b>	<b>50.0</b>	<b>50.0</b>
<b>Garda Region / Division</b>					
<b>Northern Region</b>	<b>351,992</b>	<b>178,010</b>	<b>173,982</b>	<b>50.6</b>	<b>49.4</b>
Cavan/Monaghan	126,332	64,708	61,624	51.2	48.8
Donegal	144,685	72,683	72,002	50.2	49.8
Sligo/Leitrim	80,975	40,619	40,356	50.2	49.8
<b>Western Region</b>	<b>508,845</b>	<b>257,103</b>	<b>251,742</b>	<b>50.5</b>	<b>49.5</b>
Clare	104,511	52,838	51,673	50.6	49.4
Galway West	175,926	87,883	88,043	50.0	50.0
Mayo	128,167	64,770	63,397	50.5	49.5
Roscommon/Galway East	100,241	51,612	48,629	51.5	48.5
<b>Southern Region</b>	<b>801,501</b>	<b>401,726</b>	<b>399,775</b>	<b>50.1</b>	<b>49.9</b>
Cork City	213,618	105,022	108,596	49.2	50.8
Cork North	140,150	70,600	69,550	50.4	49.6
Cork West	127,479	64,884	62,595	50.9	49.1
Kerry	132,777	67,082	65,695	50.5	49.5
Limerick	187,477	94,138	93,339	50.2	49.8
<b>Eastern Region</b>	<b>806,674</b>	<b>406,780</b>	<b>399,894</b>	<b>50.4</b>	<b>49.6</b>
Carlow/Kildare	228,542	115,588	112,954	50.6	49.4
Laois/Offaly	134,887	68,778	66,109	51.0	49.0
Longford/Westmeath	121,176	60,983	60,193	50.3	49.7
Louth/Meath	322,069	161,431	160,638	50.1	49.9
<b>South Eastern Region</b>	<b>519,403</b>	<b>261,546</b>	<b>257,857</b>	<b>50.4</b>	<b>49.6</b>
Tipperary	152,233	77,219	75,014	50.7	49.3
Waterford/Kilkenny	182,229	91,519	90,710	50.2	49.8
Wexford/Wicklow	184,941	92,808	92,133	50.2	49.8
<b>Dublin Metropolitan Region</b>	<b>1,183,598</b>	<b>580,027</b>	<b>603,571</b>	<b>49.0</b>	<b>51.0</b>
Eastern DMR	228,440	110,001	118,439	48.2	51.8
North Central DMR	75,358	38,918	36,440	51.6	48.4
Northern DMR	257,146	125,106	132,040	48.7	51.3
South Central DMR	107,745	52,969	54,776	49.2	50.8
Southern DMR	232,358	113,016	119,342	48.6	51.4
Western DMR	282,551	140,017	142,534	49.6	50.4



Table III.3 Persons usually resident and present by nationality and Garda Area, Census 2006

Enumerated In	Persons	Nationality						
		Irish	UK	EU15 excl. Irl. & UK	Accession states EU15 to EU25	USA	Not Stated (incl no nationality)	Rest of World
		%	%	%	%	%	%	%
<b>State</b>	<b>4,172,013</b>	<b>88.9</b>	<b>2.7</b>	<b>1.0</b>	<b>2.9</b>	<b>0.3</b>	<b>1.1</b>	<b>3.2</b>
<b>Garda Region / Division</b>								
<b>Northern Region</b>	<b>351,992</b>	<b>90.9</b>	<b>3.7</b>	<b>0.5</b>	<b>2.5</b>	<b>0.3</b>	<b>0.8</b>	<b>1.5</b>
Cavan/Monaghan	126,332	90.1	2.6	0.3	4.3	0.3	1.0	1.6
Donegal	144,685	92.1	4.5	0.4	0.9	0.3	0.6	1.3
Sligo/Leitrim	80,975	89.9	4.1	0.8	2.4	0.4	0.9	1.6
<b>Western Region</b>	<b>508,845</b>	<b>89.1</b>	<b>3.7</b>	<b>0.9</b>	<b>2.5</b>	<b>0.4</b>	<b>0.9</b>	<b>2.4</b>
Clare	104,511	88.8	3.6	1.1	2.3	0.5	1.1	2.6
Galway West	175,926	87.3	3.0	1.4	3.2	0.6	1.0	3.6
Mayo	128,167	90.4	4.6	0.5	2.0	0.4	0.7	1.4
Roscommon/Galway East	100,241	91.1	4.0	0.3	2.0	0.3	0.9	1.4
<b>Southern Region</b>	<b>801,501</b>	<b>89.8</b>	<b>2.9</b>	<b>1.0</b>	<b>2.9</b>	<b>0.3</b>	<b>1.0</b>	<b>2.1</b>
Cork City	213,618	89.4	1.8	1.3	3.2	0.3	1.1	2.8
Cork North	140,150	91.0	2.7	0.7	2.7	0.2	1.1	1.7
Cork West	127,479	88.9	5.1	1.2	2.7	0.4	0.7	1.2
Kerry	132,777	88.4	4.0	1.0	2.9	0.6	1.1	2.0
Limerick	187,477	91.1	2.0	0.6	2.9	0.2	0.8	2.3
<b>Eastern Region</b>	<b>806,674</b>	<b>90.0</b>	<b>2.3</b>	<b>0.6</b>	<b>3.2</b>	<b>0.2</b>	<b>1.0</b>	<b>2.7</b>
Carlow/Kildare	228,542	89.3	2.4	0.7	3.6	0.2	1.0	2.9
Laois/Offaly	134,887	91.4	2.3	0.4	3.0	0.2	1.1	1.7
Longford/Westmeath	121,176	89.4	2.8	0.5	3.5	0.3	1.1	2.5
Louth/Meath	322,069	90.1	2.2	0.7	2.9	0.2	0.9	3.0
<b>South Eastern Region</b>	<b>519,403</b>	<b>91.4</b>	<b>3.2</b>	<b>0.5</b>	<b>2.3</b>	<b>0.2</b>	<b>0.9</b>	<b>1.5</b>
Tipperary	152,233	91.7	3.3	0.3	2.4	0.2	0.8	1.3
Waterford/Kilkenny	182,229	91.1	3.1	0.5	2.0	0.2	1.0	2.0
Wexford/Wicklow	184,941	91.4	3.3	0.6	2.6	0.2	0.8	1.3
<b>Dublin Metropolitan Region</b>	<b>1,183,598</b>	<b>85.6</b>	<b>1.8</b>	<b>1.8</b>	<b>3.2</b>	<b>0.3</b>	<b>1.5</b>	<b>5.7</b>
Eastern DMR	228,440	89.7	2.5	1.6	1.6	0.4	0.8	3.3
North Central DMR	75,358	67.2	1.7	4.8	8.6	0.3	3.7	13.7
Northern DMR	257,146	89.5	1.7	1.3	2.8	0.3	1.3	3.2
South Central DMR	107,745	73.7	2.6	4.4	4.1	0.9	3.4	10.8
Southern DMR	232,358	89.0	1.5	1.2	2.4	0.2	1.1	4.6
Western DMR	282,551	85.3	1.5	1.1	3.9	0.2	1.3	6.8

Table III.4 Persons usually resident and present, by principal economic status and Garda Area, Census 2006

Enumerated In	Persons	Principal Economic Status							
		Working for payment or profit	Looking for first regular job	Unemployed	Student or pupil	Looking after home/family	Retired	Unable to work (sick or disabled)	Other
		%	%	%	%	%	%	%	%
<b>State</b>	<b>3,311,517</b>	<b>57.2</b>	<b>0.8</b>	<b>4.5</b>	<b>10.3</b>	<b>11.6</b>	<b>11.1</b>	<b>4.2</b>	<b>0.4</b>
<b>Garda Region / Division</b>									
<b>Northern Region</b>	<b>275,062</b>	<b>53.8</b>	<b>0.9</b>	<b>5.0</b>	<b>9.7</b>	<b>12.6</b>	<b>12.6</b>	<b>5.1</b>	<b>0.3</b>
Cavan/Monaghan	98,704	57.0	0.9	4.0	9.1	12.7	11.7	4.3	0.3
Donegal	111,521	49.8	1.0	6.5	9.8	13.6	13.2	5.9	0.3
Sligo/Leitrim	64,837	56.0	0.8	3.9	10.3	10.9	12.8	5.0	0.3
<b>Western Region</b>	<b>403,484</b>	<b>55.8</b>	<b>0.8</b>	<b>4.2</b>	<b>10.6</b>	<b>12.1</b>	<b>11.9</b>	<b>4.3</b>	<b>0.4</b>
Clare	81,529	58.4	0.8	4.0	8.5	12.1	12.1	3.8	0.3
Galway West	141,048	57.0	0.9	4.6	13.2	10.7	9.8	3.6	0.3
Mayo	101,618	53.1	0.7	4.5	9.6	12.9	13.8	5.0	0.4
Roscommon/Galway East	79,289	54.2	0.7	3.5	9.3	13.5	13.1	5.2	0.6
<b>Southern Region</b>	<b>639,494</b>	<b>55.4</b>	<b>0.8</b>	<b>3.9</b>	<b>11.1</b>	<b>12.3</b>	<b>11.6</b>	<b>4.6</b>	<b>0.4</b>
Cork City	173,189	54.3	0.8	4.2	13.0	11.5	10.8	5.0	0.4
Cork North	109,554	59.1	0.7	3.4	8.9	12.7	10.7	4.2	0.3
Cork West	100,395	56.2	0.6	2.8	9.7	13.9	13.0	3.7	0.3
Kerry	106,219	54.0	0.8	4.4	9.1	13.0	13.7	4.5	0.4
Limerick	150,137	54.5	0.9	4.5	12.7	11.2	10.7	5.0	0.5
<b>Eastern Region</b>	<b>621,906</b>	<b>59.7</b>	<b>0.8</b>	<b>4.3</b>	<b>9.3</b>	<b>12.1</b>	<b>9.4</b>	<b>3.9</b>	<b>0.4</b>
Carlow/Kildare	175,991	61.6	0.8	3.9	9.9	11.5	8.2	3.8	0.3
Laois/Offaly	104,196	57.3	0.9	4.1	8.5	13.3	10.7	4.3	0.9
Longford/Westmeath	94,203	56.7	0.9	4.7	9.5	12.2	11.4	4.3	0.3
Louth/Meath	247,516	60.6	0.8	4.5	9.1	11.9	9.0	3.7	0.3
<b>South Eastern Region</b>	<b>407,211</b>	<b>55.4</b>	<b>0.8</b>	<b>4.6</b>	<b>9.2</b>	<b>13.0</b>	<b>12.1</b>	<b>4.6</b>	<b>0.3</b>
Tipperary	120,033	55.0	0.7	4.2	9.0	13.2	12.7	4.9	0.3
Waterford/Kilkenny	143,483	55.8	0.7	4.8	10.1	11.8	12.1	4.4	0.3
Wexford/Wicklow	143,695	55.4	0.9	4.8	8.4	14.0	11.7	4.6	0.3
<b>Dublin Metropolitan Region</b>	<b>964,360</b>	<b>58.9</b>	<b>0.9</b>	<b>4.8</b>	<b>11.0</b>	<b>9.7</b>	<b>10.8</b>	<b>3.5</b>	<b>0.3</b>
Eastern DMR	184,899	56.5	0.5	3.0	12.6	11.6	12.8	2.7	0.3
North Central DMR	66,161	58.6	1.9	7.4	11.5	6.5	9.5	4.0	0.7
Northern DMR	208,105	57.7	0.7	4.5	10.4	10.3	12.5	3.6	0.3
South Central DMR	95,297	59.7	1.0	4.9	12.8	6.7	10.9	3.5	0.5
Southern DMR	189,553	59.0	0.8	4.6	11.1	9.6	10.9	3.7	0.3
Western DMR	220,345	61.9	1.2	6.0	9.4	9.7	7.7	3.9	0.3

Table III.5 Persons usually resident and present by socio economic group and Garda Area, Census 2006

Enumerated In	Persons	Socio Economic Group										
		Employers and managers	Higher professional	Lower professional	Non-manual	Manual skilled	Semi-skilled	Unskilled	Own account workers	Farmers	Agricultural workers	Others gainfully occupied, unknown
		%	%	%	%	%	%	%	%	%	%	%
<b>State</b>	<b>4,172,013</b>	<b>15.4</b>	<b>5.8</b>	<b>10.7</b>	<b>19.4</b>	<b>10.2</b>	<b>8.4</b>	<b>3.8</b>	<b>4.3</b>	<b>4.0</b>	<b>0.6</b>	<b>17.4</b>
<b>Garda Region / Division</b>												
<b>Northern Region</b>	<b>351,992</b>	<b>13.3</b>	<b>3.7</b>	<b>10.5</b>	<b>18.6</b>	<b>11.3</b>	<b>9.7</b>	<b>4.4</b>	<b>5.0</b>	<b>6.7</b>	<b>1.1</b>	<b>15.6</b>
Cavan/Monaghan	126,332	13.8	3.2	9.4	17.7	12.5	9.6	4.0	5.2	8.4	1.4	14.6
Donegal	144,685	12.7	3.3	10.6	18.6	11.1	10.2	5.3	5.3	5.5	1.0	16.3
Sligo/Leitrim	80,975	13.4	5.0	12.1	20.1	9.8	9.1	3.6	4.1	6.3	0.7	16.0
<b>Western Region</b>	<b>508,845</b>	<b>13.7</b>	<b>5.2</b>	<b>11.2</b>	<b>17.5</b>	<b>10.1</b>	<b>8.6</b>	<b>3.8</b>	<b>4.7</b>	<b>7.3</b>	<b>0.7</b>	<b>17.2</b>
Clare	104,511	14.4	5.0	11.7	18.5	10.6	8.2	3.7	4.8	6.6	0.6	16.1
Galway West	175,926	14.5	7.2	11.6	17.1	8.5	8.4	3.6	4.5	4.7	0.5	19.5
Mayo	128,167	12.8	3.9	10.5	17.3	11.0	9.3	4.2	5.0	8.9	0.9	16.1
Roscommon/Galway East	100,241	12.9	3.5	11.1	17.3	11.4	8.7	3.8	4.7	10.3	0.8	15.6
<b>Southern Region</b>	<b>801,501</b>	<b>14.2</b>	<b>5.8</b>	<b>10.6</b>	<b>18.2</b>	<b>10.7</b>	<b>9.3</b>	<b>3.7</b>	<b>4.3</b>	<b>5.4</b>	<b>0.5</b>	<b>17.1</b>
Cork City	213,618	14.9	7.9	10.7	19.6	9.9	9.3	3.8	3.7	0.8	0.1	19.2
Cork North	140,150	14.9	5.3	10.2	18.4	11.3	10.1	3.4	4.1	5.8	0.9	15.5
Cork West	127,479	14.3	4.9	11.4	15.7	11.2	8.2	3.4	5.7	11.9	0.9	12.4
Kerry	132,777	13.5	3.9	10.4	18.2	10.6	8.2	3.9	4.9	8.1	0.6	17.6
Limerick	187,477	13.4	5.7	10.3	18.3	10.7	10.4	3.9	3.7	4.2	0.5	18.9
<b>Eastern Region</b>	<b>806,674</b>	<b>16.4</b>	<b>4.8</b>	<b>10.5</b>	<b>19.5</b>	<b>11.2</b>	<b>8.5</b>	<b>3.8</b>	<b>4.4</b>	<b>3.6</b>	<b>1.0</b>	<b>16.3</b>
Carlow/Kildare	228,542	17.9	5.3	10.3	19.6	10.6	8.2	3.7	4.2	2.8	1.1	16.3
Laois/Offaly	134,887	13.1	3.4	10.1	18.5	12.7	8.8	4.4	4.2	6.1	1.3	17.5
Longford/Westmeath	121,176	13.9	4.5	10.5	18.8	10.9	8.5	3.8	4.2	4.9	0.8	19.3
Louth/Meath	322,069	17.7	5.2	10.7	20.2	11.2	8.5	3.7	4.7	2.6	0.8	14.7
<b>South Eastern Region</b>	<b>519,403</b>	<b>14.2</b>	<b>4.1</b>	<b>9.8</b>	<b>18.6</b>	<b>11.6</b>	<b>9.5</b>	<b>4.4</b>	<b>4.5</b>	<b>6.0</b>	<b>1.3</b>	<b>16.0</b>
Tipperary	152,233	12.6	3.5	9.5	18.2	11.5	10.0	4.3	4.1	8.3	1.7	16.3
Waterford/Kilkenny	182,229	14.0	4.9	10.5	18.5	11.6	9.4	4.1	4.0	5.0	1.0	17.1
Wexford/Wicklow	184,941	15.7	3.9	9.3	19.1	11.7	9.1	4.7	5.4	5.2	1.3	14.6
<b>Dublin Metropolitan Region</b>	<b>1,183,598</b>	<b>17.5</b>	<b>8.0</b>	<b>11.1</b>	<b>21.6</b>	<b>8.2</b>	<b>6.9</b>	<b>3.3</b>	<b>3.7</b>	<b>0.1</b>	<b>0.1</b>	<b>19.4</b>
Eastern DMR	228,440	24.8	12.1	13.5	19.2	5.3	4.5	1.9	4.0	0.2	0.1	14.4
North Central DMR	75,358	8.8	6.1	10.1	21.2	7.0	7.8	6.3	2.3	0.0	0.1	30.5
Northern DMR	257,146	18.1	6.3	11.0	23.4	9.0	7.3	3.1	3.9	0.2	0.1	17.6
South Central DMR	107,745	14.2	11.7	11.6	18.4	5.1	5.6	3.8	2.3	0.1	0.0	27.2
Southern DMR	232,358	17.3	7.9	11.0	22.1	9.1	7.2	3.3	4.1	0.1	0.0	18.0
Western DMR	282,551	15.0	5.4	9.6	22.7	10.4	8.5	3.8	3.9	0.1	0.1	20.4

Table III.6 Persons usually resident, present, aged 15 and over and who ceased education by level of education completed, Census 2006

Enumerated In	Persons	Highest Level of Education													
		No Formal Education	Primary Education	Lower Secondary	Leaving Cert.	Technical or Vocational	Tech, Voc and Leaving Cert.	Non-degree	Primary degree	Prof qual (degree status)	Both degree and prof qual	Post-grad cert or diploma	Post-grad degree	Doctorate (Ph.D)	Not stated
		%	%	%	%	%	%	%	%	%	%	%	%	%	%
<b>State</b>	<b>2,801,140</b>	<b>0.6</b>	<b>17.7</b>	<b>20.3</b>	<b>19.8</b>	<b>5.5</b>	<b>2.9</b>	<b>10.6</b>	<b>5.8</b>	<b>2.5</b>	<b>3.4</b>	<b>3.2</b>	<b>2.9</b>	<b>0.5</b>	<b>4.4</b>
<b>Garda Region / Division</b>															
<b>Northern Region</b>	<b>237,006</b>	<b>0.7</b>	<b>24.5</b>	<b>23.0</b>	<b>17.4</b>	<b>5.5</b>	<b>2.4</b>	<b>10.1</b>	<b>3.9</b>	<b>2.0</b>	<b>2.4</b>	<b>2.6</b>	<b>1.6</b>	<b>0.2</b>	<b>3.8</b>
Cavan/Monaghan	84,871	0.6	23.7	24.0	17.3	6.1	2.7	10.0	3.6	1.9	2.2	2.4	1.2	0.1	4.2
Donegal	96,677	0.8	28.4	23.3	16.3	4.6	2.0	9.4	3.6	1.9	2.4	2.4	1.6	0.2	3.1
Sligo/Leitrim	55,458	0.7	19.1	20.8	19.3	6.0	2.7	11.6	4.8	2.4	2.9	3.1	2.2	0.3	4.3
<b>Western Region</b>	<b>342,180</b>	<b>0.6</b>	<b>19.5</b>	<b>19.6</b>	<b>20.8</b>	<b>5.4</b>	<b>3.0</b>	<b>10.5</b>	<b>5.3</b>	<b>2.3</b>	<b>3.1</b>	<b>3.1</b>	<b>2.3</b>	<b>0.5</b>	<b>4.0</b>
Clare	70,891	0.4	16.7	20.1	21.2	5.9	3.3	11.0	5.0	2.4	2.9	3.1	2.1	0.4	5.4
Galway West	114,041	0.6	16.2	16.8	19.7	5.2	3.1	11.7	7.4	2.6	4.1	4.0	3.8	0.9	3.8
Mayo	88,142	0.7	23.7	20.9	21.6	5.0	2.6	9.4	3.9	2.0	2.5	2.4	1.5	0.2	3.6
Roscommon/Galway East	69,106	0.7	22.7	22.0	21.4	5.6	2.9	9.5	3.7	1.9	2.3	2.5	1.2	0.2	3.4
<b>Southern Region</b>	<b>540,034</b>	<b>0.5</b>	<b>17.0</b>	<b>21.3</b>	<b>20.1</b>	<b>5.8</b>	<b>3.0</b>	<b>11.2</b>	<b>5.5</b>	<b>2.4</b>	<b>3.1</b>	<b>3.1</b>	<b>2.4</b>	<b>0.5</b>	<b>4.1</b>
Cork City	141,828	0.5	14.7	19.9	20.1	5.1	2.8	11.3	6.8	2.6	4.0	3.6	3.4	0.8	4.4
Cork North	95,006	0.4	15.4	21.5	20.9	6.3	3.3	12.1	5.1	2.3	2.9	3.1	2	0.5	4.3
Cork West	87,011	0.5	19.1	22.1	19.0	6.6	3.2	11.1	4.9	2.4	2.9	2.8	1.9	0.4	2.9
Kerry	92,038	0.5	19.8	22.2	19.6	5.7	2.9	10.6	4.5	2.2	2.7	2.5	1.6	0.2	5
Limerick	124,151	0.6	17.4	21.7	20.6	5.9	2.8	11.0	5.6	2.3	2.8	3.0	2.3	0.5	3.7
<b>Eastern Region</b>	<b>531,689</b>	<b>0.6</b>	<b>16.8</b>	<b>21.5</b>	<b>20.7</b>	<b>6.0</b>	<b>3.2</b>	<b>11.2</b>	<b>5.0</b>	<b>2.3</b>	<b>2.8</b>	<b>3.0</b>	<b>2.1</b>	<b>0.3</b>	<b>4.5</b>
Carlow/Kildare	149,081	0.5	14.8	20.8	20.5	6.2	3.4	11.8	5.7	2.5	3.1	3.2	2.6	0.4	4.4
Laois/Offaly	90,228	0.7	19.6	23.4	20.9	5.9	3.0	9.6	3.7	1.8	2.2	2.4	1.3	0.1	5.4
Longford/Westmeath	80,303	0.7	18.9	21.2	20.5	6.0	3.0	10.1	4.6	2.2	2.7	2.8	1.8	0.3	5.2
Louth/Meath	212,077	0.5	16.1	21.4	20.8	5.8	3.1	12.0	5.2	2.4	2.9	3.2	2.3	0.3	3.9
<b>South Eastern Region</b>	<b>353,389</b>	<b>0.5</b>	<b>18.9</b>	<b>24.1</b>	<b>20.6</b>	<b>5.9</b>	<b>3.1</b>	<b>10.1</b>	<b>4.0</b>	<b>2.1</b>	<b>2.5</b>	<b>2.6</b>	<b>1.6</b>	<b>0.2</b>	<b>3.8</b>
Tipperary	104,184	0.5	18.8	24.8	21.5	6.1	3.2	9.4	3.7	1.9	2.3	2.4	1.3	0.2	3.8
Waterford/Kilkenny	123,122	0.5	17.5	23.3	20.3	5.8	3.1	10.7	4.5	2.3	2.8	2.8	1.9	0.2	4.2
Wexford/Wicklow	126,083	0.6	20.3	24.4	20.1	5.8	3.1	10.0	3.8	2.1	2.3	2.5	1.5	0.2	3.3
<b>Dublin Metropolitan Region</b>	<b>796,842</b>	<b>0.6</b>	<b>15.3</b>	<b>16.6</b>	<b>18.8</b>	<b>4.9</b>	<b>2.6</b>	<b>10.2</b>	<b>8.0</b>	<b>3.2</b>	<b>4.8</b>	<b>3.9</b>	<b>4.9</b>	<b>0.8</b>	<b>5.3</b>
Eastern DMR	153,428	0.4	10.0	13.4	19.7	4.2	2.5	12.4	9.7	4.5	6.7	4.9	6.6	1.3	3.6
North Central DMR	51,678	0.7	17.8	13.9	14.3	4.8	3.0	7.6	9.2	2.7	4.8	4.1	6.2	0.7	10.4
Northern DMR	175,152	0.6	16.4	18.6	21.0	5.3	2.6	10.0	6.8	2.8	3.7	3.2	3.7	0.6	4.7
South Central DMR	75,097	0.8	14.2	10.8	12.6	3.4	2.3	8.4	11.8	3.8	7.8	4.9	8.8	1.4	8.7
Southern DMR	157,655	0.5	17.2	17.4	19.1	5.1	2.6	10.0	7.7	3.0	4.5	3.7	4.4	0.7	4.1
Western DMR	183,832	0.7	17.0	19.6	19.7	5.5	2.9	10.3	6.2	2.4	3.3	3.3	3.2	0.4	5.4

Table III.7 Private households by household size and Garda Area, Census 2006

Enumerated In	Households	Household Size Number of Persons						Average Household Size
		1 %	2 %	3 %	4 %	5 %	6+ %	
<b>State</b>	<b>1,469,521</b>	<b>22.4</b>	<b>28.3</b>	<b>18.1</b>	<b>16.6</b>	<b>9.3</b>	<b>5.3</b>	<b>2.8</b>
<b>Garda Region / Division</b>								
<b>Northern Region</b>	<b>123,136</b>	<b>24.1</b>	<b>26.9</b>	<b>16.8</b>	<b>15.7</b>	<b>9.8</b>	<b>6.7</b>	<b>2.9</b>
Cavan/Monaghan	43,309	23.4	25.8	16.6	16.1	10.7	7.3	2.9
Donegal	50,415	23.4	27.0	17.0	16.0	9.7	6.9	2.9
Sligo/Leitrim	29,412	26.4	28.2	16.9	14.5	8.6	5.3	2.7
<b>Western Region</b>	<b>179,259</b>	<b>24.0</b>	<b>27.7</b>	<b>17.4</b>	<b>15.7</b>	<b>9.5</b>	<b>5.8</b>	<b>2.8</b>
Clare	37,236	23.7	28.1	17.5	16.3	9.4	5.1	2.8
Galway West	61,345	22.0	28.3	18.4	16.3	9.4	5.6	2.8
Mayo	45,786	26.2	27.4	16.4	14.6	9.4	6.0	2.7
Roscommon/Galway East	34,892	24.7	26.8	16.6	15.6	9.8	6.6	2.8
<b>Southern Region</b>	<b>282,677</b>	<b>22.8</b>	<b>28.1</b>	<b>18.1</b>	<b>16.5</b>	<b>9.5</b>	<b>5.2</b>	<b>2.8</b>
Cork City	76,150	22.5	28.1	18.7	16.8	9.4	4.6	2.8
Cork North	48,984	20.9	28.4	18.5	17.6	9.7	5.0	2.8
Cork West	44,547	23.8	27.2	16.4	15.8	10.4	6.5	2.8
Kerry	47,176	24.9	28.1	17.4	15.4	9.0	5.3	2.7
Limerick	65,820	22.2	28.3	18.6	16.8	9.1	5.0	2.8
<b>Eastern Region</b>	<b>274,724</b>	<b>19.4</b>	<b>27.8</b>	<b>18.7</b>	<b>18.1</b>	<b>10.2</b>	<b>5.8</b>	<b>2.9</b>
Carlow/Kildare	76,728	17.9	27.5	19.4	19.0	10.5	5.7	3.0
Laois/Offaly	45,700	20.8	27.1	18.2	17.0	10.2	6.6	2.9
Longford/Westmeath	42,138	22.1	28.1	18.0	16.4	9.3	6.0	2.8
Louth/Meath	110,158	18.9	28.1	18.7	18.6	10.3	5.5	2.9
<b>South Eastern Region</b>	<b>182,840</b>	<b>22.2</b>	<b>28.5</b>	<b>18.3</b>	<b>16.5</b>	<b>9.2</b>	<b>5.2</b>	<b>2.8</b>
Tipperary	53,932	23.3	28.1	18.1	15.8	9.3	5.4	2.8
Waterford/Kilkenny	64,550	22.8	28.6	18.4	16.4	9.0	4.8	2.8
Wexford/Wicklow	64,358	20.6	28.7	18.5	17.2	9.4	5.5	2.9
<b>Dublin Metropolitan Region</b>	<b>426,885</b>	<b>23.1</b>	<b>29.3</b>	<b>18.2</b>	<b>16.2</b>	<b>8.6</b>	<b>4.5</b>	<b>2.7</b>
Eastern DMR	81,426	21.5	29.5	17.7	17.2	9.7	4.5	2.8
North Central DMR	31,174	33.8	31.7	16.2	10.9	4.5	2.8	2.3
Northern DMR	90,568	20.7	28.7	18.8	17.4	9.5	4.8	2.8
South Central DMR	45,114	35.2	33.6	15.3	9.5	4.1	2.2	2.2
Southern DMR	83,711	22.7	28.4	18.5	16.7	8.8	4.8	2.8
Western DMR	94,892	17.8	27.6	19.8	18.9	10.2	5.8	3.0

Table III.8 Private households by nature of occupancy and Garda Area, Census 2006

Enumerated In	Households	Nature of Occupancy								
		Owner occupied with loan	Owner occupied without loan	Purchasing from a Local Authority	Rented from a Local Authority	Rented from a Voluntary Body	Rented privately unfurnished	Rented privately furnished	Occupied free of rent	Not stated
		%	%	%	%	%	%	%	%	%
<b>State</b>	<b>1,469,521</b>	<b>38.8</b>	<b>34.1</b>	<b>1.6</b>	<b>7.2</b>	<b>3.4</b>	<b>1.1</b>	<b>8.8</b>	<b>1.5</b>	<b>3.3</b>
<b>Garda Region / Division</b>										
<b>Northern Region</b>	<b>123,136</b>	<b>34.3</b>	<b>42.9</b>	<b>1.3</b>	<b>6.7</b>	<b>3.1</b>	<b>1.0</b>	<b>6.1</b>	<b>1.9</b>	<b>2.5</b>
Cavan/Monaghan	43,309	36.8	42.1	1.0	5.7	2.8	0.9	6.1	1.8	2.9
Donegal	50,415	32.5	44.7	1.6	7.2	3.3	1.1	5.3	2.1	2.1
Sligo/Leitrim	29,412	33.9	41.1	1.3	7.5	3.4	1.1	7.3	1.8	2.6
<b>Western Region</b>	<b>179,259</b>	<b>35.3</b>	<b>40.5</b>	<b>1.1</b>	<b>4.9</b>	<b>3.7</b>	<b>1.0</b>	<b>8.6</b>	<b>1.7</b>	<b>3.0</b>
Clare	37,236	38.5	39.4	1.3	5.1	2.9	1.0	6.8	1.9	3.0
Galway West	61,345	35.1	33.8	0.9	5.1	5.0	1.2	13.6	1.6	3.7
Mayo	45,786	33.5	45.6	1.3	4.5	3.5	0.9	6.5	1.7	2.4
Roscommon/Galway East	34,892	34.4	47.0	1.1	5.0	2.6	0.8	4.7	1.7	2.7
<b>Southern Region</b>	<b>282,677</b>	<b>36.1</b>	<b>37.3</b>	<b>1.5</b>	<b>7.2</b>	<b>3.5</b>	<b>1.2</b>	<b>8.6</b>	<b>1.7</b>	<b>3.1</b>
Cork City	76,150	36.6	30.0	1.4	10.1	4.1	1.5	11.7	1.0	3.6
Cork North	48,984	42.2	35.2	1.5	5.9	2.9	1.1	6.4	1.8	3.0
Cork West	44,547	32.9	46.6	0.8	4.4	2.6	1.2	6.5	2.5	2.5
Kerry	47,176	30.6	44.6	1.8	6.8	3.3	1.0	6.7	2.0	3.3
Limerick	65,820	37.3	35.6	1.7	6.9	3.9	0.9	9.3	1.5	3.0
<b>Eastern Region</b>	<b>274,724</b>	<b>46.1</b>	<b>31.4</b>	<b>1.4</b>	<b>5.9</b>	<b>3.0</b>	<b>1.0</b>	<b>6.2</b>	<b>1.7</b>	<b>3.2</b>
Carlow/Kildare	76,728	46.9	28.7	1.4	5.6	3.4	1.1	7.4	1.9	3.5
Laois/Offaly	45,700	39.7	38.7	1.7	6.1	2.6	0.9	5.1	1.7	3.5
Longford/Westmeath	42,138	39.5	35.5	1.4	6.6	3.6	1.0	7.2	1.6	3.6
Louth/Meath	110,158	50.8	28.6	1.4	5.7	2.7	0.9	5.5	1.5	2.8
<b>South Eastern Region</b>	<b>182,840</b>	<b>37.0</b>	<b>38.3</b>	<b>1.7</b>	<b>7.6</b>	<b>3.3</b>	<b>1.1</b>	<b>6.4</b>	<b>1.9</b>	<b>2.7</b>
Tipperary	53,932	35.5	40.7	1.9	7.2	3.1	1.0	5.6	2.1	2.8
Waterford/Kilkenny	64,550	37.8	36.3	1.5	8.0	3.7	1.1	7.1	1.7	2.9
Wexford/Wicklow	64,358	37.4	38.4	1.6	7.6	3.2	1.1	6.3	2.0	2.4
<b>Dublin Metropolitan Region</b>	<b>426,885</b>	<b>39.5</b>	<b>26.7</b>	<b>2.1</b>	<b>9.1</b>	<b>3.7</b>	<b>1.4</b>	<b>12.4</b>	<b>1.1</b>	<b>4.0</b>
Eastern DMR	81,426	42.2	33.3	1.2	6.4	2.5	1.7	8.7	1.4	2.6
North Central DMR	31,174	19.0	16.7	1.7	14.3	7.9	2.3	28.6	1.2	8.4
Northern DMR	90,568	42.2	31.8	2.2	7.7	2.6	0.8	8.2	0.9	3.7
South Central DMR	45,114	22.2	18.0	1.4	13.9	7.0	3.2	27.0	1.8	5.7
Southern DMR	83,711	39.3	29.7	2.1	8.4	3.6	1.0	11.5	0.9	3.6
Western DMR	94,892	49.8	21.1	3.2	9.3	3.1	0.7	8.3	0.7	3.8

Table III.9 Private households by year built and Garda Area, Census 2006

Enumerated In	Households	Year Built									
		before 1919	1919 - 1940	1941 - 1960	1961 - 1970	1971 - 1980	1981 - 1990	1991 - 1995	1996 - 2000	2001 or later	Not stated
		%	%	%	%	%	%	%	%	%	%
<b>State</b>	<b>1,469,521</b>	<b>10.5</b>	<b>7.3</b>	<b>9.7</b>	<b>7.7</b>	<b>14.5</b>	<b>11.4</b>	<b>6.4</b>	<b>10.6</b>	<b>17.1</b>	<b>4.8</b>
<b>Garda Region / Division</b>											
<b>Northern Region</b>	<b>123,136</b>	<b>13.0</b>	<b>7.5</b>	<b>7.8</b>	<b>5.9</b>	<b>13.5</b>	<b>13.0</b>	<b>6.4</b>	<b>11.0</b>	<b>19.0</b>	<b>3.0</b>
Cavan/Monaghan	43,309	14.6	8.6	8.4	5.9	13.3	11.7	5.6	9.5	19.3	3.2
Donegal	50,415	11.3	5.7	6.6	6.1	14.4	14.4	7.2	12.4	19.4	2.4
Sligo/Leitrim	29,412	13.5	9.1	8.8	5.4	12.4	12.6	6.0	10.8	17.7	3.7
<b>Western Region</b>	<b>179,259</b>	<b>9.2</b>	<b>8.3</b>	<b>8.5</b>	<b>6.6</b>	<b>13.7</b>	<b>12.8</b>	<b>6.9</b>	<b>11.9</b>	<b>18.5</b>	<b>3.8</b>
Clare	37,236	12.2	6.6	7.2	7.9	14.6	11.6	6.8	11.7	17.6	3.8
Galway West	61,345	6.0	5.6	6.7	6.8	13.9	13.0	8.2	13.5	21.9	4.6
Mayo	45,786	8.8	11.2	10.0	5.6	13.4	13.8	6.6	11.7	15.8	3.1
Roscommon/Galway East	34,892	11.9	11.0	11.3	6.0	12.6	12.2	4.9	9.8	17.1	3.1
<b>Southern Region</b>	<b>282,677</b>	<b>12.6</b>	<b>7.6</b>	<b>9.3</b>	<b>7.7</b>	<b>14.2</b>	<b>11.6</b>	<b>6.2</b>	<b>10.3</b>	<b>15.7</b>	<b>4.7</b>
Cork City	76,150	9.7	7.1	12.0	10.3	14.9	12.0	6.7	8.7	12.2	6.4
Cork North	48,984	14.8	6.0	6.9	5.6	13.5	9.7	5.2	12.4	21.6	4.3
Cork West	44,547	22.1	9.9	7.1	4.4	12.3	10.4	5.8	9.3	15.5	3.2
Kerry	47,176	9.9	8.0	9.1	6.9	15.4	13.5	6.5	10.8	15.3	4.6
Limerick	65,820	10.0	7.7	9.7	8.9	14.3	11.9	6.6	11.1	15.7	4.2
<b>Eastern Region</b>	<b>274,724</b>	<b>8.9</b>	<b>5.8</b>	<b>7.2</b>	<b>5.9</b>	<b>14.2</b>	<b>10.6</b>	<b>6.5</b>	<b>13.3</b>	<b>23.6</b>	<b>4.1</b>
Carlow/Kildare	76,728	7.5	4.5	6.4	5.3	13.7	12.1	8.4	15.4	22.4	4.3
Laois/Offaly	45,700	12.5	7.4	9.0	5.9	12.6	10.6	5.5	10.5	21.9	4.2
Longford/Westmeath	42,138	11.3	6.7	8.4	5.9	13.4	10.6	5.5	12.2	21.2	4.9
Louth/Meath	110,158	7.4	5.6	6.5	6.3	15.6	9.6	5.9	13.3	26.0	3.7
<b>South Eastern Region</b>	<b>182,840</b>	<b>14.3</b>	<b>7.6</b>	<b>8.0</b>	<b>6.1</b>	<b>13.5</b>	<b>11.0</b>	<b>6.0</b>	<b>11.4</b>	<b>18.2</b>	<b>3.9</b>
Tipperary	53,932	16.0	9.6	9.3	6.7	13.6	10.6	5.3	10.0	15.1	3.9
Waterford/Kilkenny	64,550	13.7	6.8	8.3	6.3	14.0	11.8	6.2	10.7	17.9	4.3
Wexford/Wicklow	64,358	13.4	6.7	6.7	5.5	12.8	10.6	6.5	13.4	21.0	3.4
<b>Dublin Metropolitan Region</b>	<b>426,885</b>	<b>8.4</b>	<b>7.5</b>	<b>13.3</b>	<b>10.6</b>	<b>15.9</b>	<b>10.8</b>	<b>6.4</b>	<b>8.1</b>	<b>12.2</b>	<b>6.8</b>
Eastern DMR	81,426	8.0	6.4	13.2	14.3	16.2	13.0	7.0	6.6	10.5	4.9
North Central DMR	31,174	27.6	14.8	7.9	3.4	3.9	5.2	7.0	7.9	8.8	13.5
Northern DMR	90,568	3.2	7.8	13.2	16.9	19.1	9.8	5.7	5.3	13.4	5.4
South Central DMR	45,114	23.8	12.8	9.7	4.1	4.6	7.6	7.3	8.8	10.0	11.3
Southern DMR	83,711	7.3	9.2	17.7	9.0	20.6	10.3	4.6	6.5	8.1	6.7
Western DMR	94,892	1.1	1.9	13.0	8.2	17.7	13.5	7.6	13.0	18.5	5.4

Table III.10 Private households by number of cars/vans available and Garda Area, Census 2006

Enumerated In	Households	Number of Cars/Vans Available					
		One car/van	Two cars/vans	Three cars/vans	Four cars/vans	Five or more cars/vans	Not stated
		%	%	%	%	%	%
<b>State</b>	<b>1,469,521</b>	<b>38.6</b>	<b>32.9</b>	<b>6.3</b>	<b>2.4</b>	<b>17.6</b>	<b>2.2</b>
<b>Garda Region / Division</b>							
<b>Northern Region</b>	<b>123,136</b>	<b>40.4</b>	<b>32.9</b>	<b>6.6</b>	<b>2.7</b>	<b>15.7</b>	<b>1.6</b>
Cavan/Monaghan	43,309	38.2	34.9	7.5	3.4	14.1	1.9
Donegal	50,415	42.6	30.9	5.9	2.3	16.9	1.4
Sligo/Leitrim	29,412	39.8	33.3	6.5	2.5	16.2	1.6
<b>Western Region</b>	<b>179,259</b>	<b>38.6</b>	<b>34.9</b>	<b>6.4</b>	<b>2.6</b>	<b>15.5</b>	<b>2.0</b>
Clare	37,236	38.5	36.9	6.5	2.6	13.7	1.9
Galway West	61,345	37.6	34.3	6.4	2.5	16.9	2.4
Mayo	45,786	40.0	33.7	6.0	2.4	16.1	1.7
Roscommon/Galway East	34,892	38.8	35.3	7.0	3.0	14.2	1.7
<b>Southern Region</b>	<b>282,677</b>	<b>37.3</b>	<b>34.2</b>	<b>7.1</b>	<b>2.9</b>	<b>16.4</b>	<b>2.2</b>
Cork City	76,150	37.3	31.0	6.7	2.4	20.0	2.7
Cork North	48,984	36.2	38.6	7.6	3.0	12.5	2.1
Cork West	44,547	36.1	38.4	8.2	4.1	11.5	1.6
Kerry	47,176	39.8	32.9	6.4	2.6	16.2	2.1
Limerick	65,820	37.2	32.9	6.8	2.6	18.6	2.0
<b>Eastern Region</b>	<b>274,724</b>	<b>37.4</b>	<b>37.5</b>	<b>7.0</b>	<b>2.8</b>	<b>13.2</b>	<b>2.1</b>
Carlow/Kildare	76,728	36.4	39.0	7.4	3.0	12.2	2.1
Laois/Offaly	45,700	38.0	36.1	7.2	3.0	13.6	2.1
Longford/Westmeath	42,138	38.3	34.8	6.5	2.4	15.5	2.4
Louth/Meath	110,158	37.6	38.1	6.8	2.7	12.9	2.0
<b>South Eastern Region</b>	<b>182,840</b>	<b>38.8</b>	<b>34.2</b>	<b>7.1</b>	<b>2.9</b>	<b>15.2</b>	<b>1.9</b>
Tipperary	53,932	38.9	33.8	7.1	2.8	15.6	1.8
Waterford/Kilkenny	64,550	39.0	33.3	6.6	2.5	16.3	2.3
Wexford/Wicklow	64,358	38.5	35.3	7.6	3.3	13.7	1.6
<b>Dublin Metropolitan Region</b>	<b>426,885</b>	<b>39.7</b>	<b>27.5</b>	<b>5.0</b>	<b>1.4</b>	<b>23.6</b>	<b>2.8</b>
Eastern DMR	81,426	39.6	36.4	6.9	1.9	13.4	1.9
North Central DMR	31,174	30.3	7.7	1.2	0.4	54.7	5.7
Northern DMR	90,568	41.7	29.6	5.0	1.3	19.7	2.7
South Central DMR	45,114	36.7	13.3	2.1	0.4	43.8	3.7
Southern DMR	83,711	39.6	28.9	5.8	1.7	21.5	2.5
Western DMR	94,892	42.4	30.1	5.3	1.4	18.2	2.6



Table III.11 Private households by personal computer ownership and internet access , Census 2006

Enumerated In	Households	PC Ownership			Type of Internet Access			
		Own Computer	No computer	Not stated	Access to broadband connection	Access to internet - other connection	No access to internet	Not stated
		%	%	%	%	%	%	%
<b>State</b>	<b>1,469,521</b>	<b>56.5</b>	<b>41.2</b>	<b>2.4</b>	<b>19.9</b>	<b>26.6</b>	<b>48.3</b>	<b>5.2</b>
<b>Garda Region / Division</b>								
<b>Northern Region</b>	<b>123,136</b>	<b>50.9</b>	<b>47.4</b>	<b>1.7</b>	<b>9.8</b>	<b>30.4</b>	<b>55.9</b>	<b>3.9</b>
Cavan/Monaghan	43,309	50.0	48.1	2.0	9.3	30.0	54.1	6.7
Donegal	50,415	50.8	47.7	1.5	9.7	30.1	58.0	2.2
Sligo/Leitrim	29,412	52.6	45.7	1.8	10.8	31.4	55.0	2.7
<b>Western Region</b>	<b>179,259</b>	<b>53.4</b>	<b>44.5</b>	<b>2.1</b>	<b>13.6</b>	<b>29.9</b>	<b>52.1</b>	<b>4.4</b>
Clare	37,236	56.0	42.0	2.0	13.4	32.1	48.7	5.8
Galway West	61,345	56.7	40.8	2.5	19.2	27.9	48.6	4.3
Mayo	45,786	49.7	48.4	1.9	9.9	30.5	56.0	3.6
Roscommon/Galway East	34,892	49.8	48.3	1.9	9.0	30.4	56.7	3.9
<b>Southern Region</b>	<b>282,677</b>	<b>54.2</b>	<b>43.6</b>	<b>2.2</b>	<b>16.3</b>	<b>28.4</b>	<b>49.9</b>	<b>5.4</b>
Cork City	76,150	56.5	40.7	2.8	23.6	23.2	46.8	6.4
Cork North	48,984	55.2	42.7	2.1	14.1	31.4	48.4	6.1
Cork West	44,547	54.1	44.2	1.6	11.0	34.9	48.6	5.5
Kerry	47,176	50.3	47.6	2.1	11.3	30.0	52.4	6.3
Limerick	65,820	53.7	44.4	2.0	16.5	26.6	53.9	3.0
<b>Eastern Region</b>	<b>274,724</b>	<b>58.2</b>	<b>39.5</b>	<b>2.3</b>	<b>17.0</b>	<b>29.9</b>	<b>47.3</b>	<b>5.8</b>
Carlow/Kildare	76,728	61.1	36.6	2.3	19.8	30.0	44.5	5.7
Laois/Offaly	45,700	51.9	45.8	2.3	10.8	28.7	53.8	6.6
Longford/Westmeath	42,138	52.7	44.7	2.6	12.3	28.9	52.4	6.4
Louth/Meath	110,158	60.9	37.0	2.2	19.3	30.8	44.5	5.4
<b>South Eastern Region</b>	<b>182,840</b>	<b>53.7</b>	<b>44.4</b>	<b>2.0</b>	<b>13.8</b>	<b>29.4</b>	<b>52.3</b>	<b>4.5</b>
Tipperary	53,932	50.0	48.1	1.9	11.1	28.8	57.3	2.8
Waterford/Kilkenny	64,550	55.1	42.7	2.3	17.5	27.8	50.4	4.4
Wexford/Wicklow	64,358	55.3	42.9	1.7	12.4	31.6	50.0	6.1
<b>Dublin Metropolitan Region</b>	<b>426,885</b>	<b>60.9</b>	<b>36.1</b>	<b>3.0</b>	<b>32.3</b>	<b>19.6</b>	<b>42.4</b>	<b>5.7</b>
Eastern DMR	81,426	70.1	27.8	2.1	37.5	24.8	34.6	3.0
North Central DMR	31,174	44.1	49.4	6.5	22.8	10.3	55.7	11.2
Northern DMR	90,568	61.6	35.4	3.0	31.0	22.1	41.4	5.5
South Central DMR	45,114	54.9	41.4	3.8	31.8	13.3	47.8	7.1
Southern DMR	83,711	60.3	37.0	2.7	33.6	17.8	42.5	6.1
Western DMR	94,892	61.1	36.2	2.7	31.3	20.4	42.8	5.5



## *Appendix IV*

## **International Standards, UN Principles**

The CSO fully subscribes to the UN Fundamental Principles of Official Statistics, which set the international standards for official statistics. A key feature of the UN principles is that national statistical agencies act independently and professionally in their tasks of collecting, processing, analysing and publishing statistics. These principles are reflected in the Statistics Act, 1993 which governs the work of the CSO.

The UN principles are also reflected in the more detailed European Statistics Code of Practice, adopted by the EU member states in 2005. The EU code of practice sets out fifteen principles, with detailed indicators of good practice, in relation to the institutional framework for statistics, the processing of statistics and statistical outputs. The implementation of the EU code of practice is being monitored by a process of peer reviews, conducted by Eurostat together with the national statistical offices.

The text of the European Statistics Code of Practice and the January 2007 peer review of the CSO can be accessed from the CSO website homepage – [www.cso.ie](http://www.cso.ie). The text of the UN Fundamental Principles of Official Statistics is set out below.

### **UN Fundamental Principles of Official Statistics**

1. Official statistics provide an indispensable element in the information system of a democratic society, serving the government, the economy and the public with data about the economic, demographic, social and environmental situation. To this end, official statistics that meet the test of practical utility are to be compiled and made available on an impartial basis by official statistical agencies to honour citizen's entitlement to public information.
2. To retain trust in official statistics, the statistical agencies need to decide according to strictly professional considerations, including scientific principles and professional ethics, on the methods and procedures for the collection, processing, storage and presentation of statistical data.
3. To facilitate a correct interpretation of the data, the statistical agencies are to present information according to scientific standards on the sources, methods and procedures of the statistics.
4. The statistical agencies are entitled to comment on erroneous interpretation and misuse of statistics.
5. Data for statistical purposes may be drawn from all types of sources, be they statistical surveys or administrative records. Statistical agencies are to choose the source with regard to quality, timeliness, costs and the burden on respondents.
6. Individual data collected by statistical agencies for statistical compilation, whether they refer to natural or legal persons, are to be strictly confidential and used exclusively for statistical purposes.
7. The laws, regulations and measures under which the statistical systems operate are to be made public.

8. Co-ordination among statistical agencies within countries is essential to achieve consistency and efficiency in the statistical system.
9. The use by statistical agencies in each country of international concepts, classifications and methods promotes the consistency and efficiency of statistical systems at all official levels.
10. Bilateral and multilateral co-operation in statistics contributes to the improvement of systems of official statistics in all countries.

Source: United Nations Economic and Social Council. Report of the Special Session of the Statistical Commission (New York, 11-15 April 1994), E/1994/29.

