

THE ROAD SAFETY AUTHORITY

Safety Performance Indicators 2025

John O' Mahony, Director
Cormac Gunning, Research Executive

October 2025

25-071903-01

Safety Performance Indicators 2025

This 2025 research for the Road Safety Authority tracks a series of Road Safety Performance Indicators which were first benchmarked in 2021 and have been annually tracked since.

Survey data on these indicators facilitates measuring the progress and effectiveness of road safety initiatives; and contribute to the understanding of the different issues that influence overall road safety performance.

The 2025 online survey comprised a nationally representative sample of 1,059 motorists aged 17+ who are regular drivers* ('at least a few days a month'); quota controlled in terms of gender, age, region and area.

Fieldwork was conducted in October 2025.



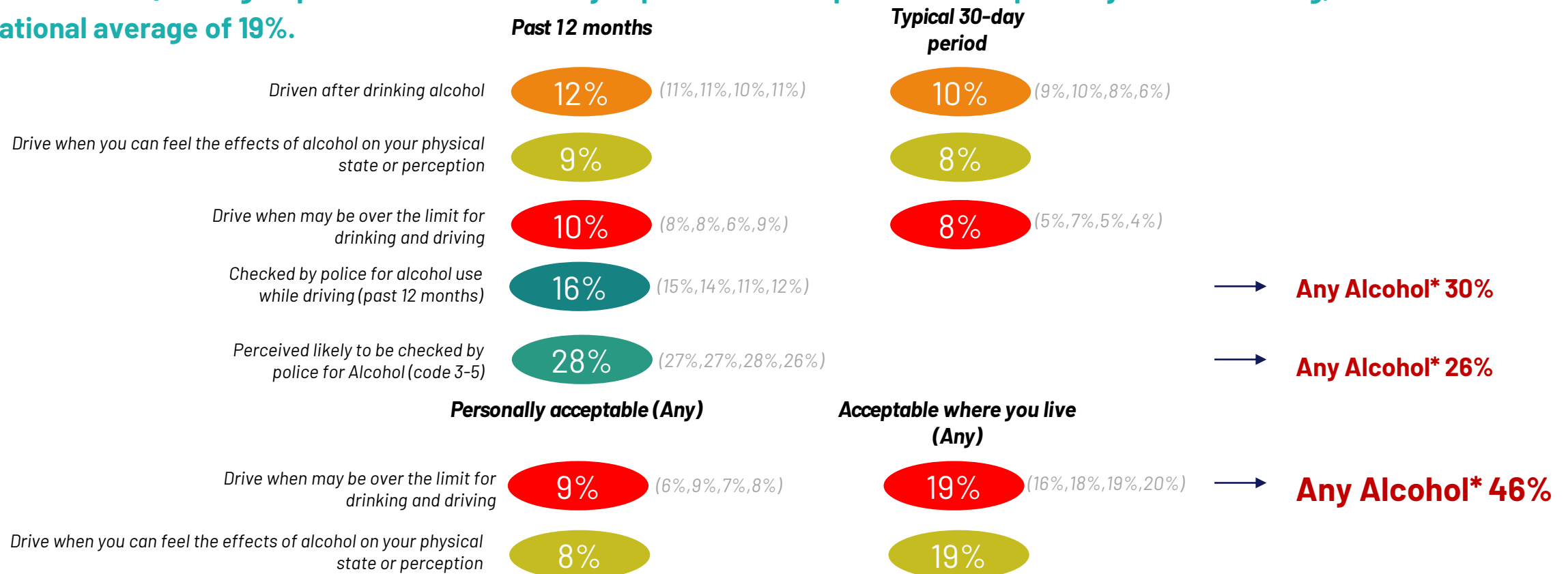
*Note: Definition of regular drivers changed in 2023; driving 'at least a few days a month' was included in the 2023 survey while in previous years (2022 and 2021) only those driving at least once a week were included. In 2025, 5% stated they drive 'at least a few days a month'.



SELF DECLARED SAFE AND UNSAFE DRIVING BEHAVIOUR

Driving after Drinking Alcohol: Summary

Drivers who have driven after drinking alcohol ('Any Alcohol') are much more likely to report being checked by police (30% vs. 16% all motorists). This group also shows an entirely separate level of personal acceptability to drink driving, at 46% versus the national average of 19%.



Q.4a Over the last 12 months, how often may you have done each of the following as a CAR DRIVER ...?

Q.4b Thinking now of a typical 30-day period, how often may you have done each of the following as a CAR DRIVER

Q.5a Where you live, how acceptable would most other people say it is for a CAR DRIVER to ...

Q.5b How acceptable do you, personally, feel it is for a CAR DRIVER to ...

Q.6 On a typical journey, how likely is it that you (as a CAR DRIVER) will be checked by the police for ...

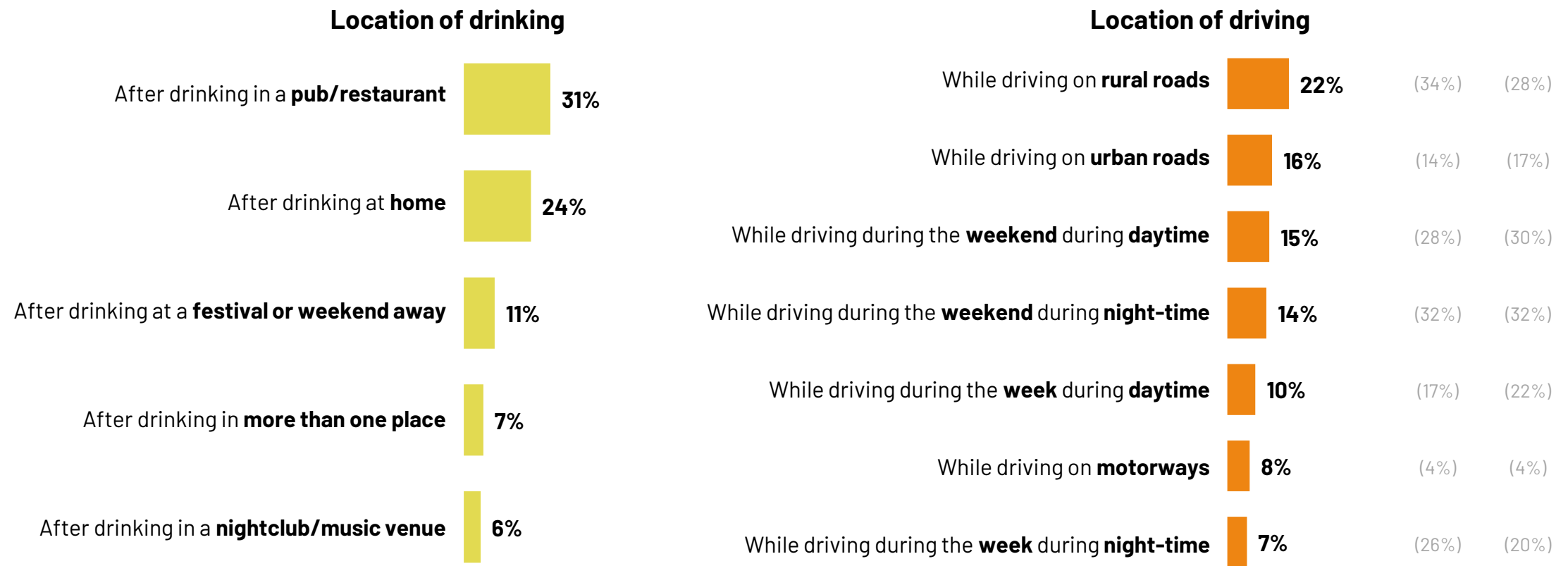
Q.7 In the past 12 months, how many times have you been checked by the police for using alcohol while DRIVING A CAR (i.e., being subjected to a Breathalyser test)?

Base: All Monthly Drivers N – 1,059

*'Ever' in past 12 months: Any - Drive after drinking alcohol/ Drive when you may have been over the legal limit for drinking and driving/ Drive after using alcohol and drugs (e.g., illicit drugs and/or medication that may influence your driving ability) /Drive when you can feel the effects of alcohol on your physical state or perception

Location and Time of Driving Over the Legal Limit for Alcohol

The indications are that the most common scenario for a driver to be on the road while potentially over the legal alcohol limit is: after drinking in a pub, restaurant, or at home, and then driving on a rural road, with a slightly higher likelihood of this occurring over a weekend.



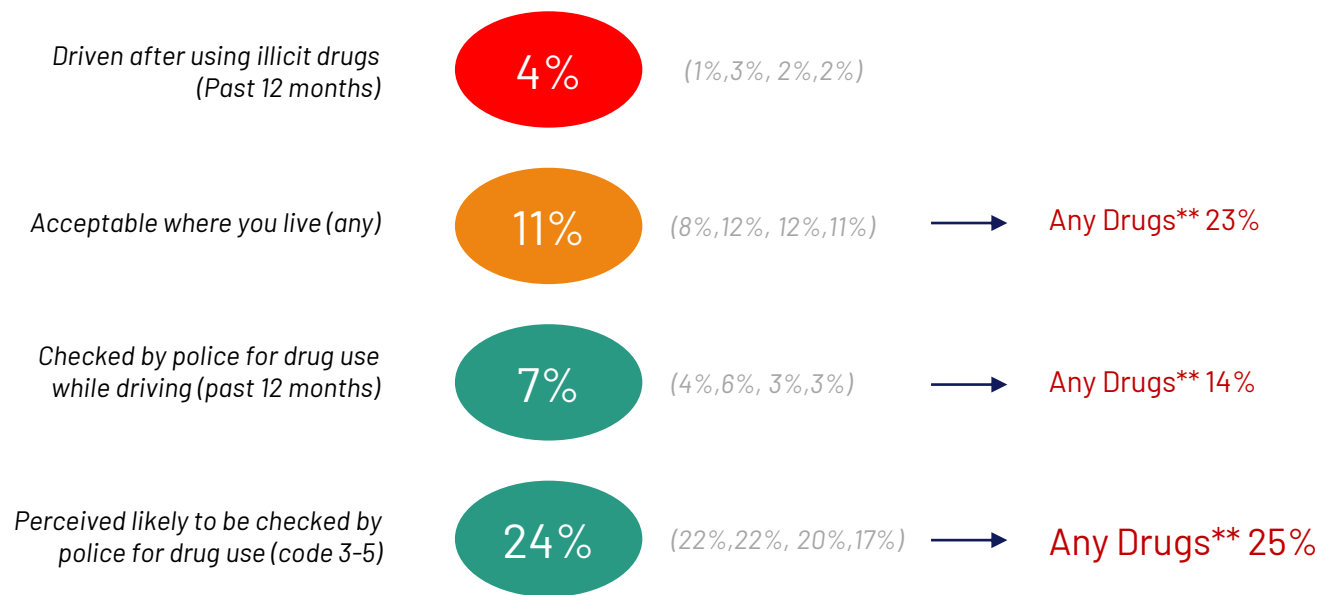
Q.4c You said that you have driven a car when you may have been over the legal limit for drinking and driving OR when you can feel the effects of alcohol on your physical state or perception over the past 12 months. On the last occasion, Was this ...?

Base: All have driven when over the legal limit for drinking/driving N – 153

(2024, 2023)

Illicit Drugs & Driving: Summary

Drivers who engage in drug-related offences are twice as likely to have been checked by police in the past year; however, their perceived likelihood of being checked in the future remains aligned with the national average. They have a much stronger belief that drug driving is socially acceptable.



Q.4a Over the last 12 months, how often may you have done each of the following as a CAR DRIVER ...?

Q.5a Where you live, how acceptable would most other people say it is for a CAR DRIVER to ...

Q.8 In the past 12 months, how many times have you been checked by the police for the use of drugs while DRIVING A CAR (i.e., being subjected to a roadside drug test?)

Q.6 On a typical journey, how likely is it that you (as a CAR DRIVER) will be checked by the police for ...

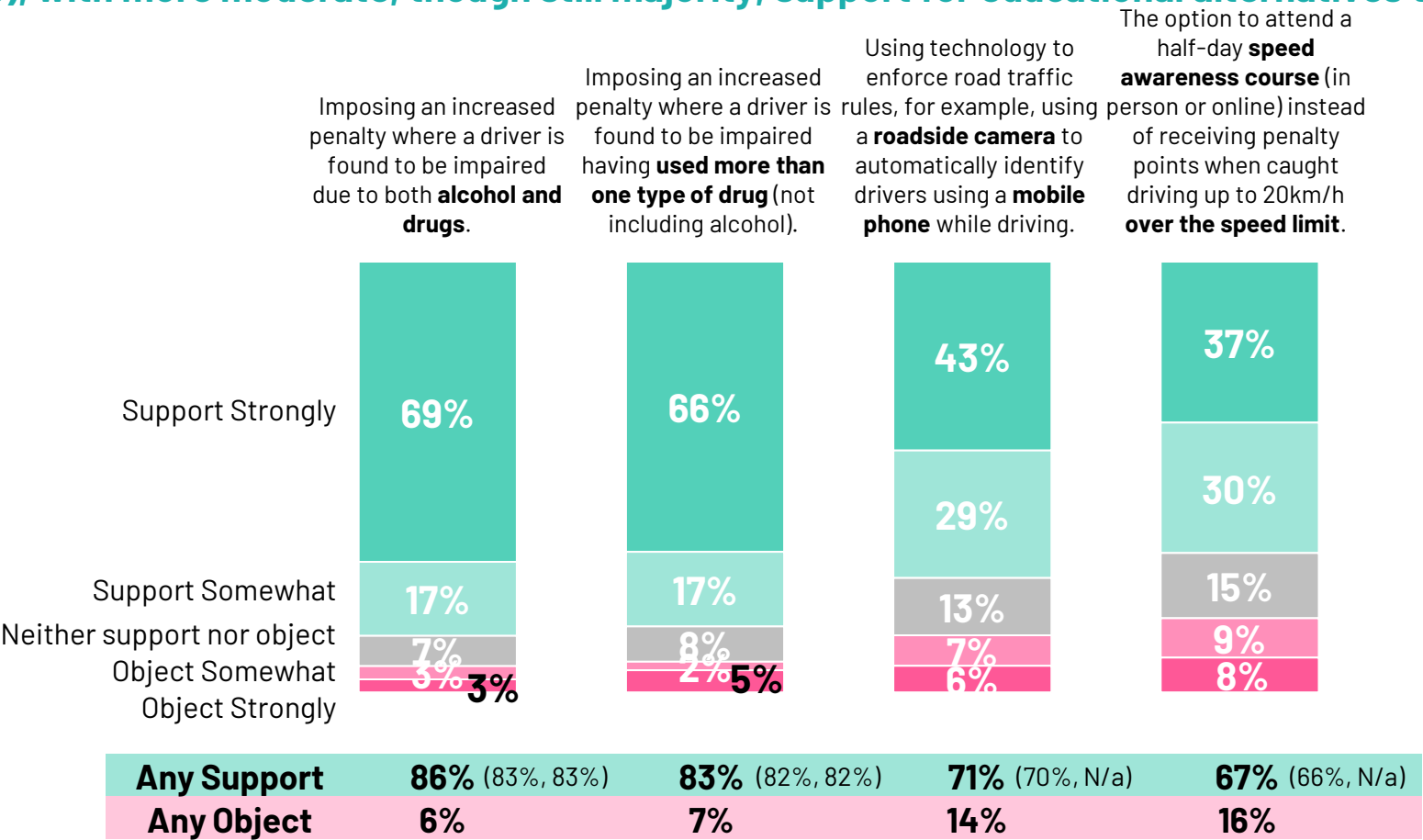
Base: All Monthly Drivers N – 1,059

(2024, 2023, 2022, 2021 figure)

**Ever' in past 12 months: Any - Drive after using illicit drugs (e.g., cannabis, cocaine)/ Drive after taking a medication that carries a warning that it may influence your driving ability/ Drive after using alcohol and drugs (e.g., illicit drugs and/or medication that may influence your driving ability)

Support for Increasing Penalties

The responses reveal a strong demand for stricter enforcement. There is overwhelming support for increased penalties for drivers impaired by combined alcohol and drugs (86% support). Public backing is also strong for using technology for enforcement (71%), with more moderate, though still majority, support for educational alternatives to speeding penalties.



Q.10 To what extent do you support or object to the following (response 1-5 Likert Scale, strongly object to strongly support)

(2024, 2023)

Base: All Monthly Drivers N – 1,059